



US00D611239S

(12) **United States Design Patent**
Brambilla

(10) **Patent No.:** **US D611,239 S**
(45) **Date of Patent:** **** Mar. 9, 2010**

(54) **FOOTWEAR UPPER**

(75) Inventor: **Flavio Brambilla**, East Finchley (GB)

(73) Assignee: **Wolverine World Wide, Inc.**, Rockford, MI (US)

(**) Term: **14 Years**

(21) Appl. No.: **29/336,647**

(22) Filed: **May 7, 2009**

(51) **LOC (9) Cl.** **02-99**

(52) **U.S. Cl.** **D2/969; D2/923**

(58) **Field of Classification Search** D2/896,
D2/900, 907-909, 919, 923, 946, 969, 972-974;
36/45, 50.1, 83, 3 A, 3 B, 8.3
See application file for complete search history.

(56) **References Cited**

U.S. PATENT DOCUMENTS

D107,676 S *	12/1937	Cook	D2/923
D134,782 S *	1/1943	Julianelli	D2/971
D176,066 S *	11/1955	Evlns	D2/969
D186,155 S *	9/1959	Bianichini	D2/923
D244,726 S *	6/1977	Katz	D2/923
D267,676 S *	1/1983	Allen	D2/909
4,439,935 A	4/1984	Kelly		
D424,795 S	5/2000	Matis		
D451,262 S *	12/2001	Ransan	D2/923
D464,478 S	10/2002	Belley et al.		
D474,003 S *	5/2003	Della Valle	D2/923
D481,860 S	11/2003	Robbins		
D481,861 S	11/2003	Robbins		
D499,865 S *	12/2004	Belley et al.	D2/969
D499,866 S	12/2004	Belley et al.		
D499,868 S	12/2004	Belley et al.		
D500,192 S	12/2004	Belley et al.		
6,874,256 B2	4/2005	Delgatty		

D513,360 S	1/2006	Robbins et al.
D514,790 S	2/2006	Ardissono et al.
D541,512 S	5/2007	Belley
D566,957 S	4/2008	Belley et al.
D594,201 S	6/2009	Matis et al.

* cited by examiner

Primary Examiner—Stella M Reid

Assistant Examiner—Rashida C McCoy

(74) *Attorney, Agent, or Firm*—Werner Norcross & Judd LLP

(57) **CLAIM**

The ornamental design for footwear upper, as shown and described.

DESCRIPTION

FIG. 1 is a perspective view of the footwear upper embodying the new design;

FIG. 2 is a top view thereof;

FIG. 3 is a right side view thereof;

FIG. 4 is a left side view thereof;

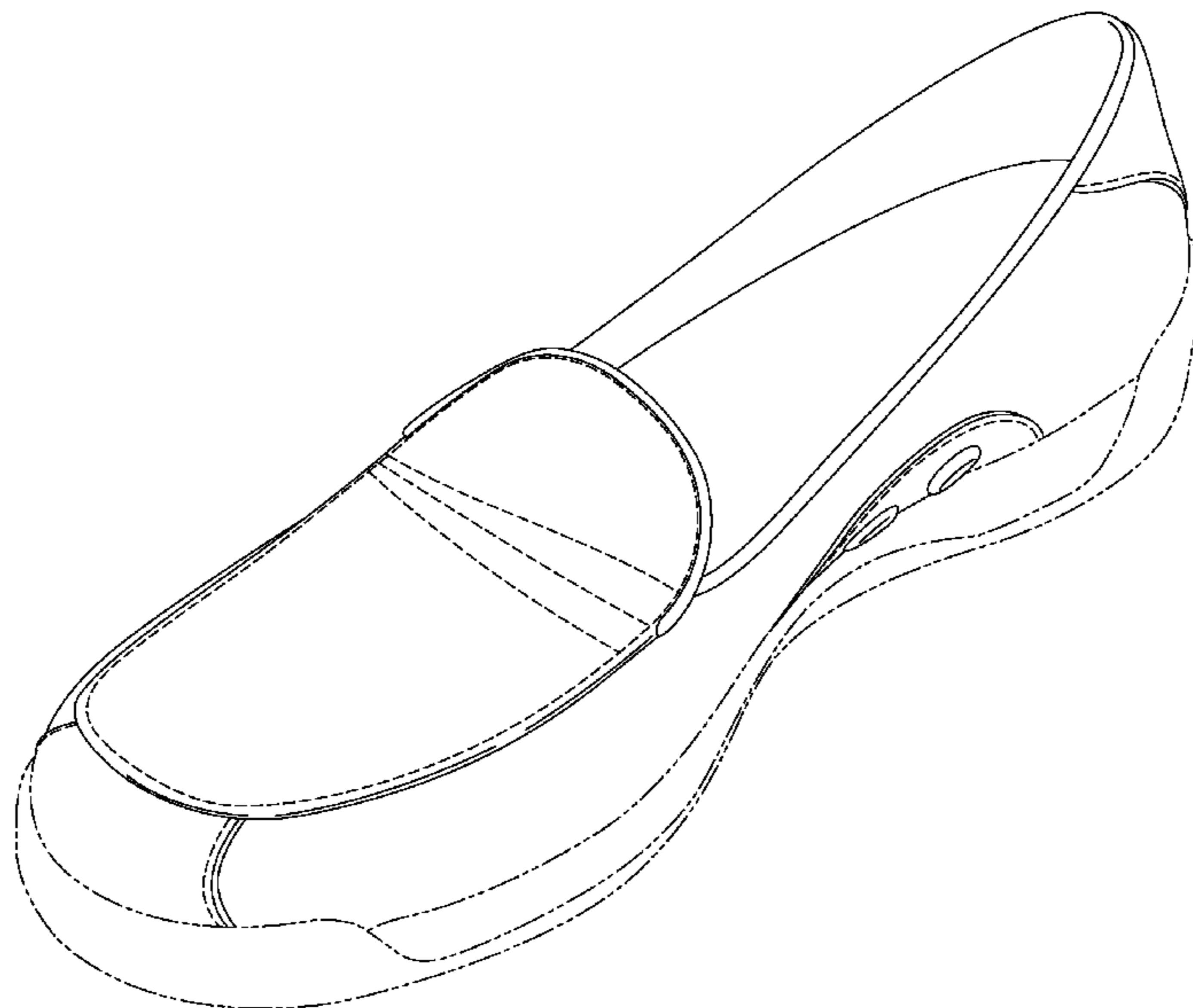
FIG. 5 is a front view thereof;

FIG. 6 is a rear view thereof; and,

FIGS. 1-7 show features of an article of footwear in phantom lines. These features are shown for environmental purposes and do not form any part of the claimed design. Further, the phantom lines immediately adjacent the solid-line portions of the design form the boundary of the design, with the phantom lines forming no part of the claimed design. FIG. 7 illustrates a removable portion of the article of footwear spaced from and oriented relative to the remainder of the footwear.

The spacing and orientation of the removable portion (when removed) shown in FIG. 7 is for clarity of disclosure only, and forms no part of the claimed design.

1 Claim, 5 Drawing Sheets



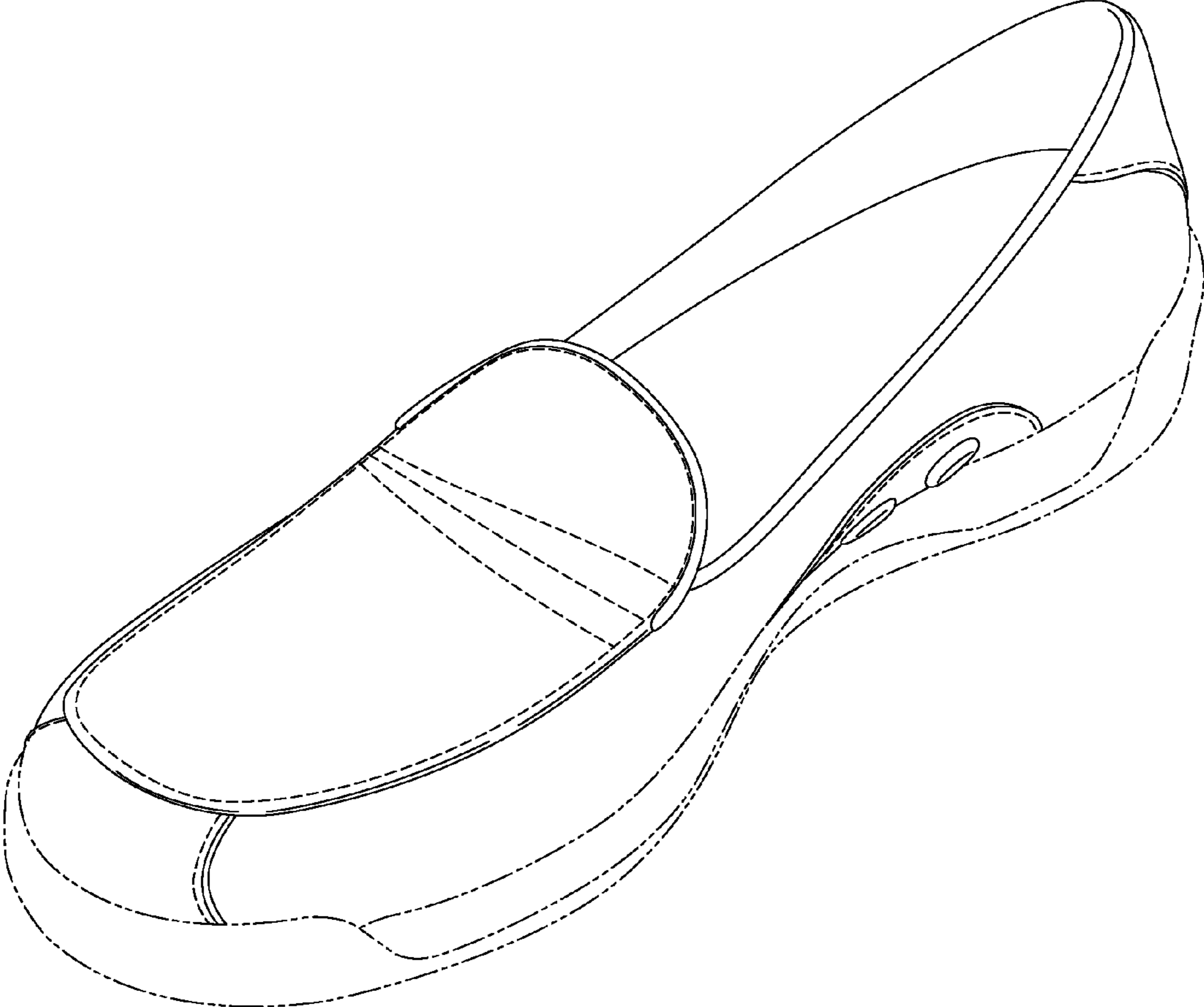


Fig. 1

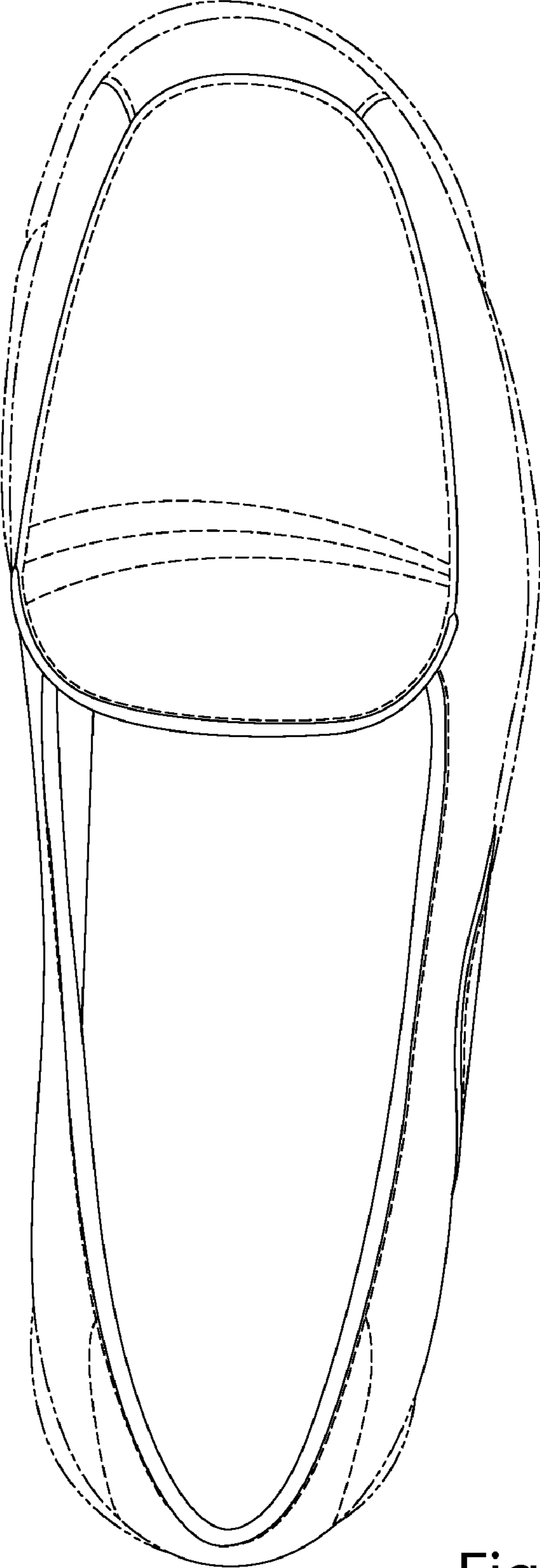


Fig. 2

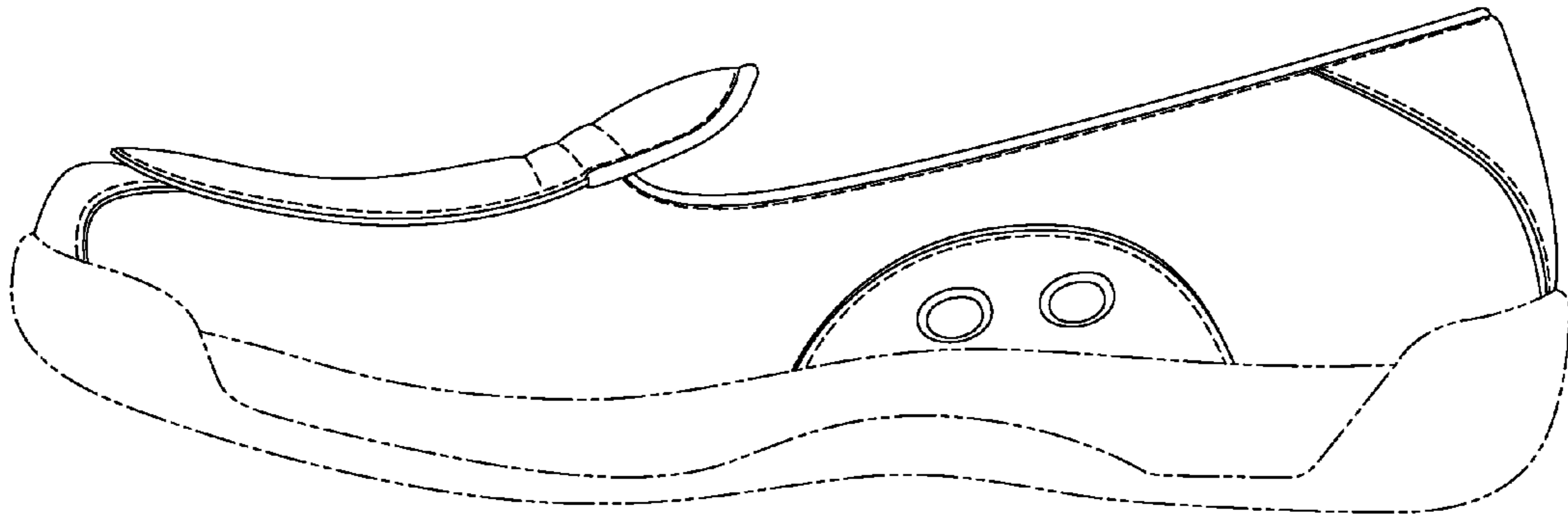


Fig. 3

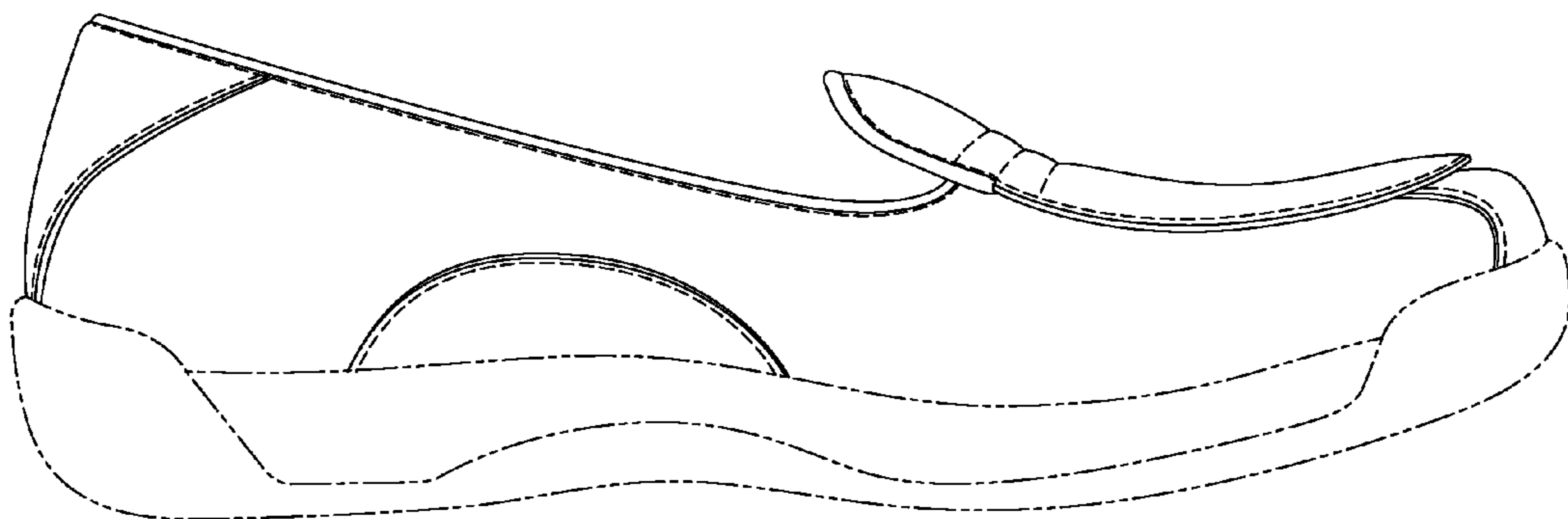


Fig. 4

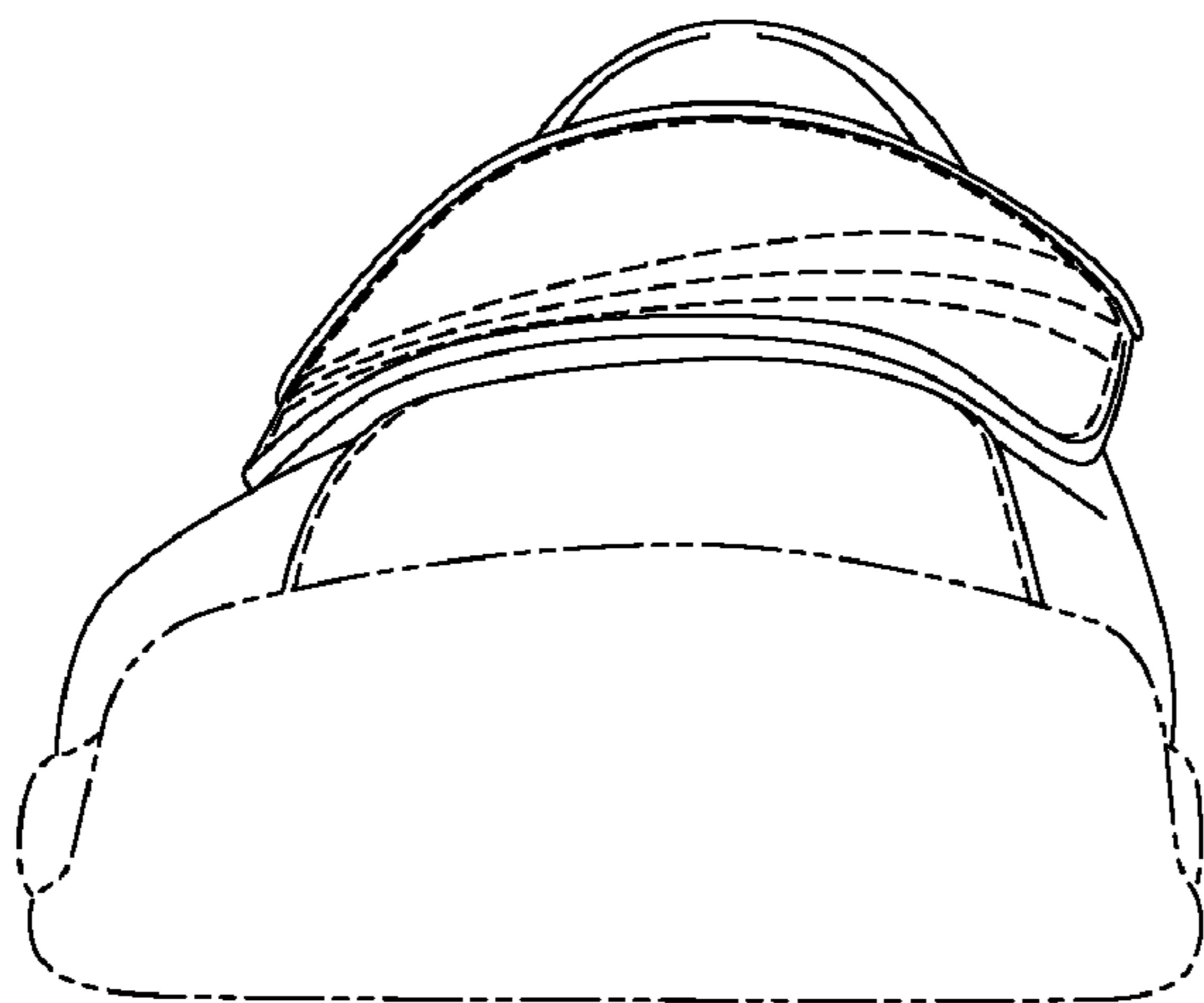


Fig. 5

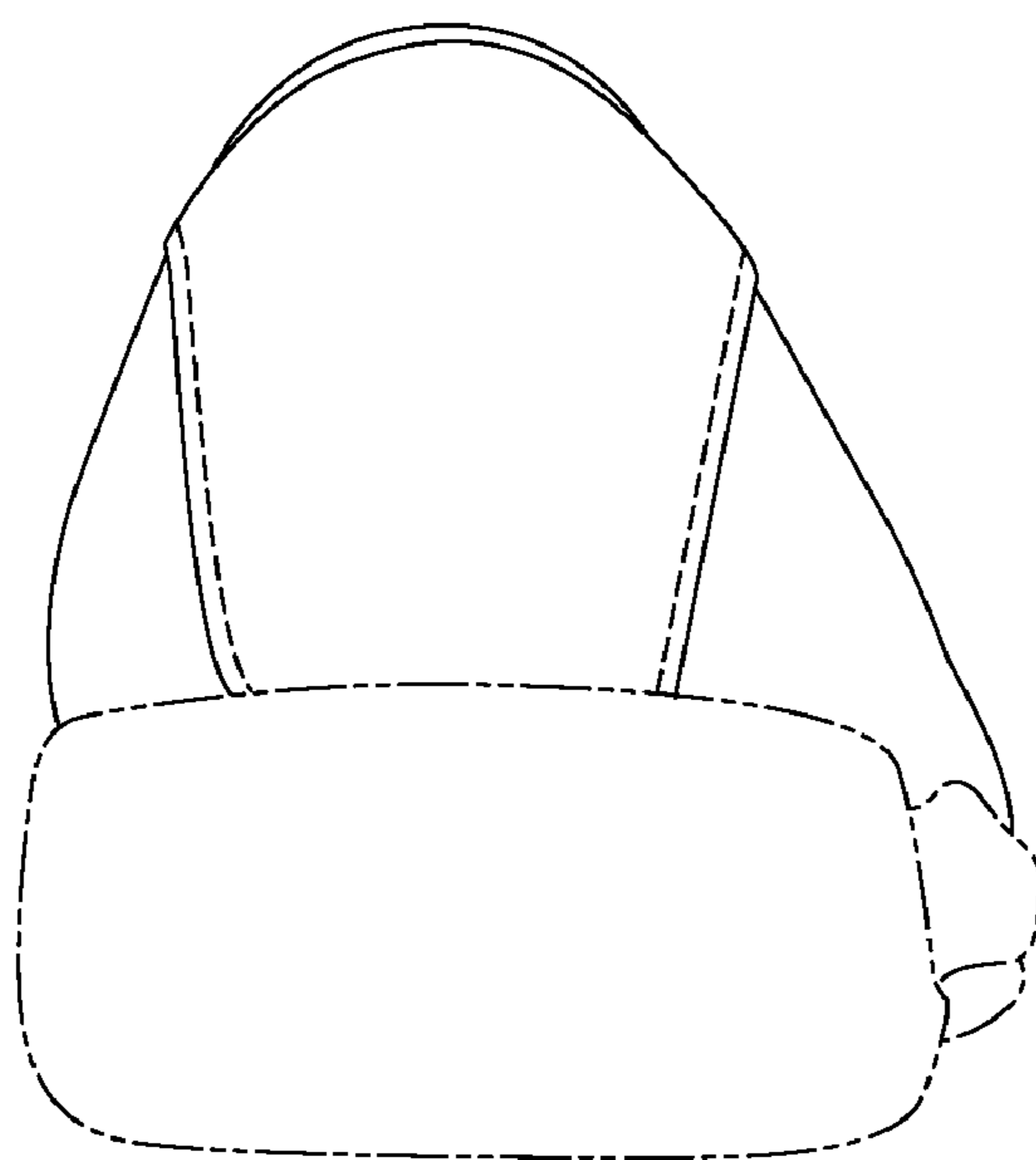


Fig. 6



Fig. 7