



US00D611228S

(12) **United States Design Patent**  
**Thompson et al.**

(10) **Patent No.:** **US D611,228 S**  
(45) **Date of Patent:** **\*\* Mar. 9, 2010**

(54) **GLOVE**

5,965,223 A 10/1999 Andrews et al.  
6,044,493 A 4/2000 Post

(75) Inventors: **Eric Thompson**, Central, SC (US);  
**Jeffrey C. Moreland**, Pendleton, SC  
(US); **Gerardo Rodriguez Garay**,  
Chihuahua (MX); **Norberto Hector**  
**Perales Solis**, Chihuahua (MX)

(Continued)

**FOREIGN PATENT DOCUMENTS**

(73) Assignee: **Ansell Healthcare Products LLC**, Red  
Bank, NJ (US)

JP 57-106753 7/1982

(\*\*) Term: **14 Years**

(Continued)

(21) Appl. No.: **29/344,636**

**OTHER PUBLICATIONS**

(22) Filed: **Oct. 1, 2009**

Non-Final Office Action in U.S. Appl. No. 29/335,139 mailed Sep. 4,  
2009, (Sep. 4, 2009), 7 pgs.

**Related U.S. Application Data**

(Continued)

(62) Division of application No. 29/335,138, filed on Apr.  
9, 2009.

*Primary Examiner*—Raphael Barkai  
*Assistant Examiner*—Randall H Gholson

(51) **LOC (9) Cl.** ..... **02-06**

(52) **U.S. Cl.** ..... **D2/617**

(58) **Field of Classification Search** ..... D2/610,  
D2/612, 614–623; D29/113, 116.2, 117.1–119,  
D29/120.1, 123; 2/16, 159, 161.1–161.8,  
2/162, 198, 170, 455, 908, 917; D24/190;  
D28/63; D32/40, 42, 43, 41; D21/807; D3/215,  
D3/224, 226, 218; 224/219, 222, 267, 237;  
40/586, 633; 15/104.94, 107, 227; D4/134;  
D20/33

(74) *Attorney, Agent, or Firm*—Diehl Servilla LLC; Jeffrey I.  
Blankman

See application file for complete search history.

(57) **CLAIM**

The ornamental design for a glove, substantially as shown and  
described.

(56) **References Cited**


**DESCRIPTION**

**U.S. PATENT DOCUMENTS**

D168,726 S \* 2/1953 Aunspaugh ..... D29/118  
5,187,815 A 2/1993 Stern et al.  
5,231,700 A 8/1993 Cutshall  
5,284,032 A 2/1994 Shima  
5,511,394 A 4/1996 Shima  
5,547,733 A 8/1996 Rock et al.  
5,564,127 A 10/1996 Manne

FIG. 1 is a rear view of a glove embodying the new design;  
FIG. 2 is a right view of a glove embodying the new design;  
FIG. 3 is a left view of a glove embodying the new design;  
FIG. 4 is a top view of a glove embodying the new design;  
and,  
FIG. 5 is a bottom view of a glove embodying the new design.  
The broken lines shown in the drawings are directed to fea-  
tures not claimed.

**1 Claim, 4 Drawing Sheets**



# US D611,228 S

Page 2

## U.S. PATENT DOCUMENTS

6,155,084 A 12/2000 Andrews et al.  
6,182,477 B1 2/2001 Shibata et al.  
6,550,285 B2 4/2003 Nishitani  
6,581,366 B1 6/2003 Andrews  
6,766,635 B2 7/2004 Andrews  
6,782,720 B2 8/2004 Vero et al.  
6,782,721 B1 8/2004 Vero et al.  
6,790,122 B2 9/2004 Mitchell et al.  
6,823,699 B1 11/2004 Vero et al.  
6,904,614 B2 \* 6/2005 Yamazaki et al. .... 2/159  
6,945,080 B2 9/2005 Maeda et al.  
6,962,064 B1 11/2005 Hardee et al.  
6,962,864 B1 11/2005 Jeng et al.  
D522,716 S \* 6/2006 Kishihara et al. .... D2/623  
7,089,600 B2 \* 8/2006 Morita ..... 2/161.6  
D530,058 S \* 10/2006 Kishihara et al. .... D2/623  
D540,991 S \* 4/2007 Kishihara et al. .... D29/117.2  
7,213,419 B2 5/2007 Hardee et al.

7,246,509 B2 7/2007 Hardee et al.  
D555,876 S \* 11/2007 Kishihara et al. .... D2/617  
D566,377 S \* 4/2008 Kishihara et al. .... D2/619  
D569,579 S \* 5/2008 Kishihara et al. .... D2/619  
7,434,422 B2 10/2008 Thompson et al.  
D584,859 S \* 1/2009 Kishihara et al. .... D29/117.2  
2004/0055070 A1 3/2004 Maeda et al.  
2006/0143767 A1 \* 7/2006 Yang et al. .... 2/16

## FOREIGN PATENT DOCUMENTS

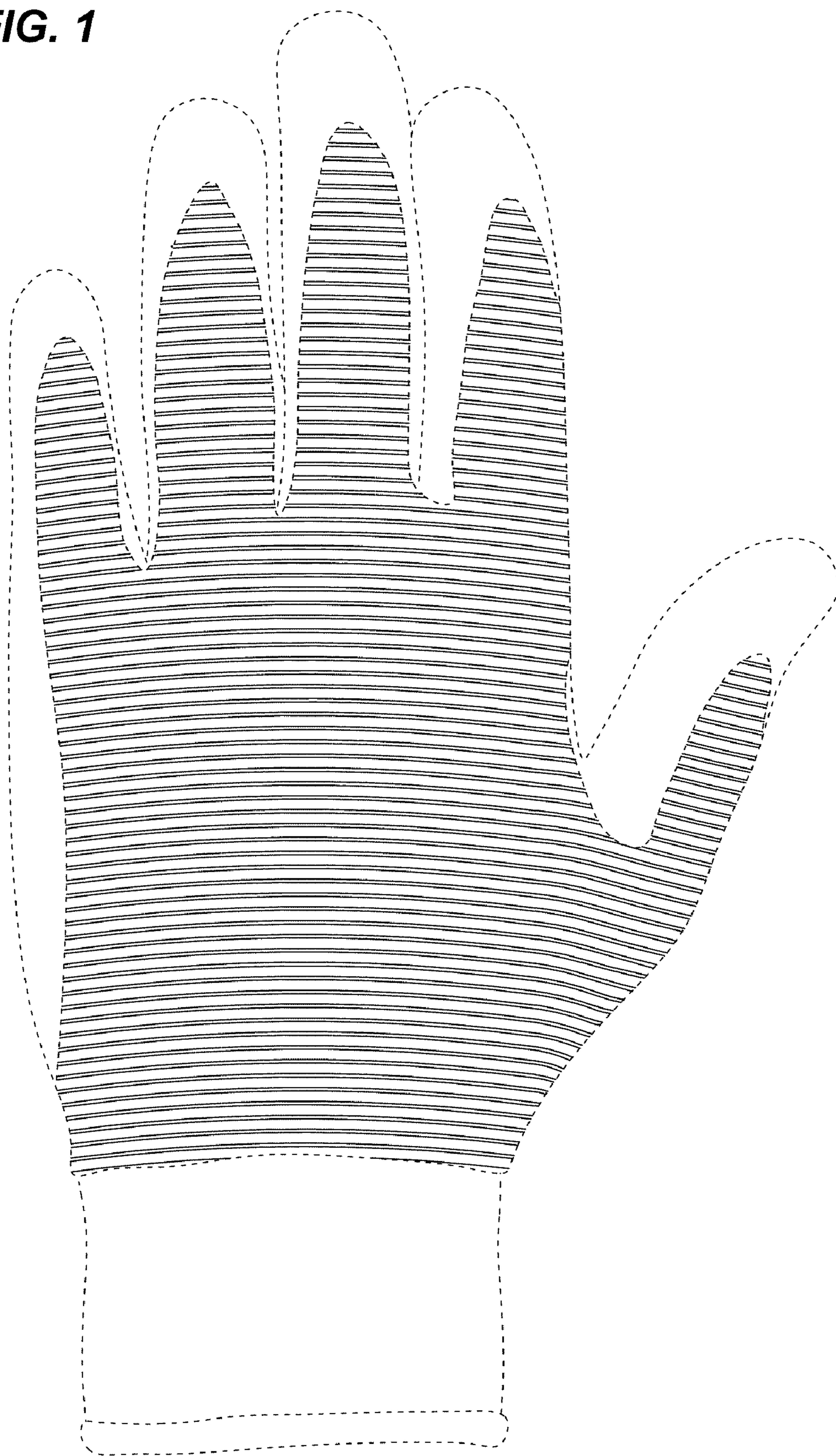
JP 11-200123 7/1999  
JP 2002-201515 7/2002  
JP 2005-038116 2/2005  
WO WO-00/67600 11/2000

## OTHER PUBLICATIONS

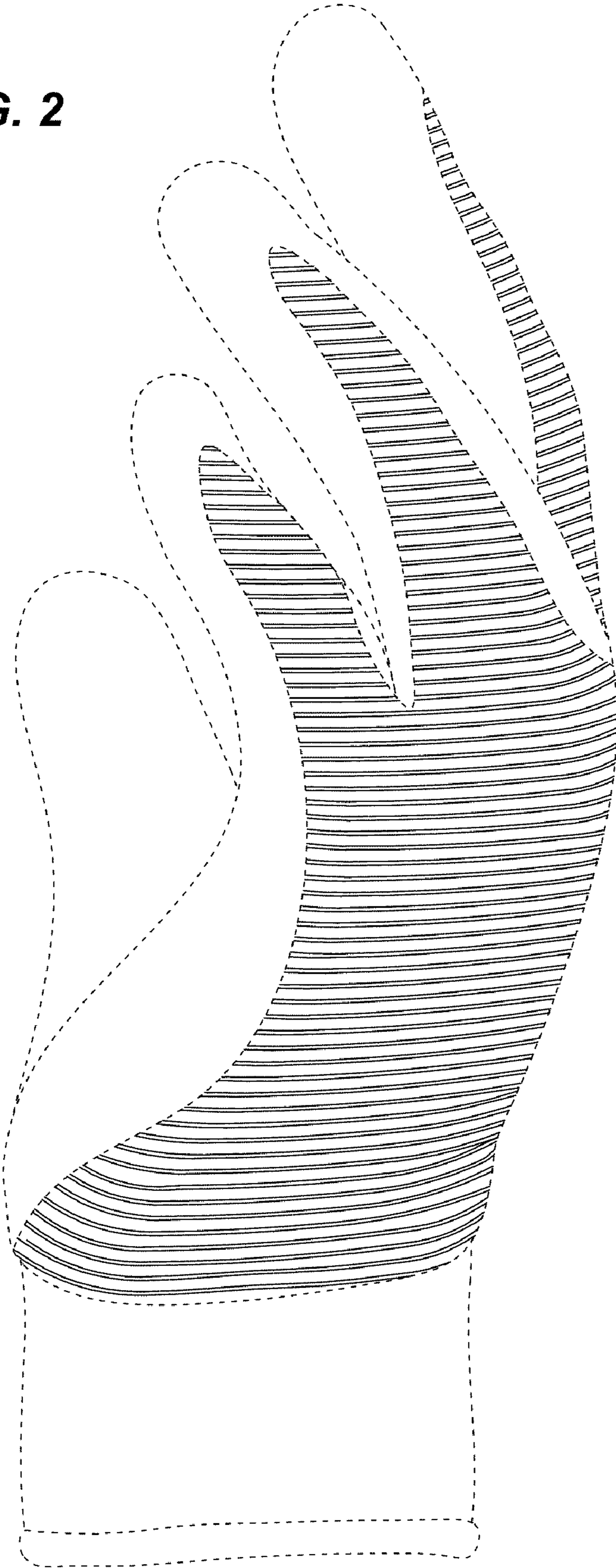
Notice of Allowance and Fee(s) Due in U.S. Appl. No. 29/335,138,  
(Sep. 8, 2009), 10 pgs.

\* cited by examiner

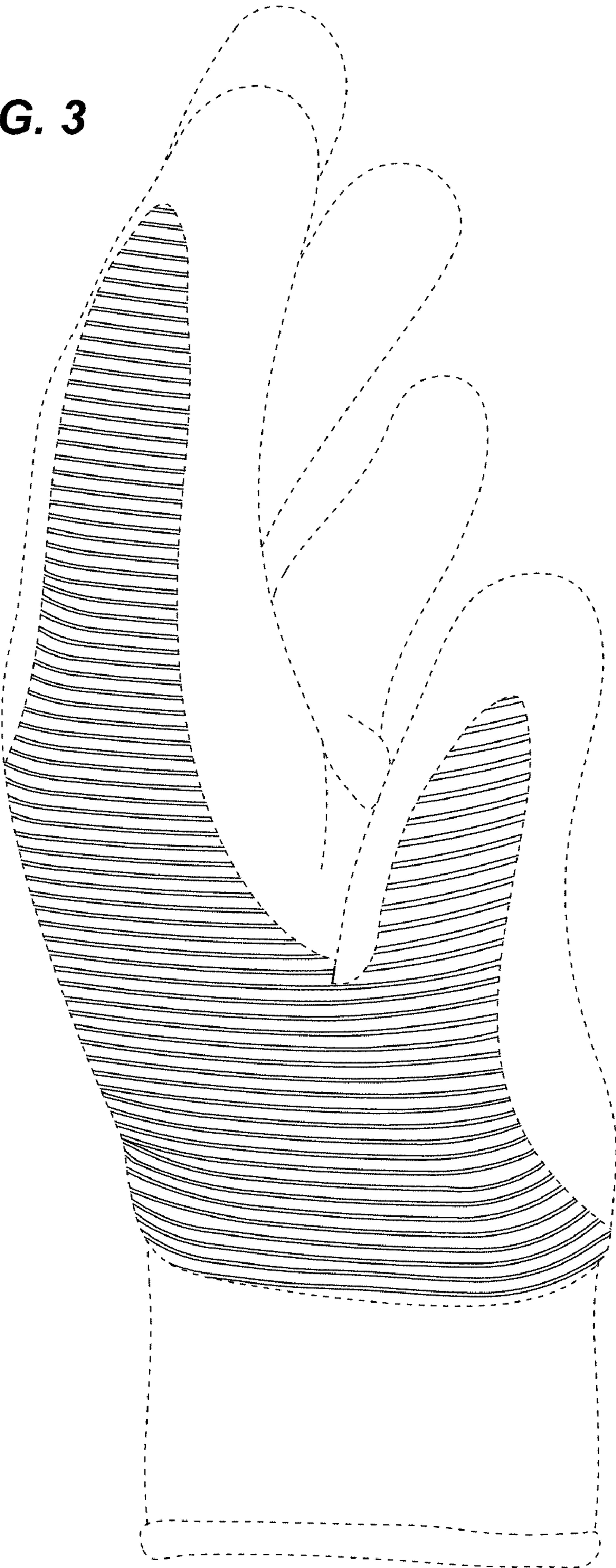
**FIG. 1**

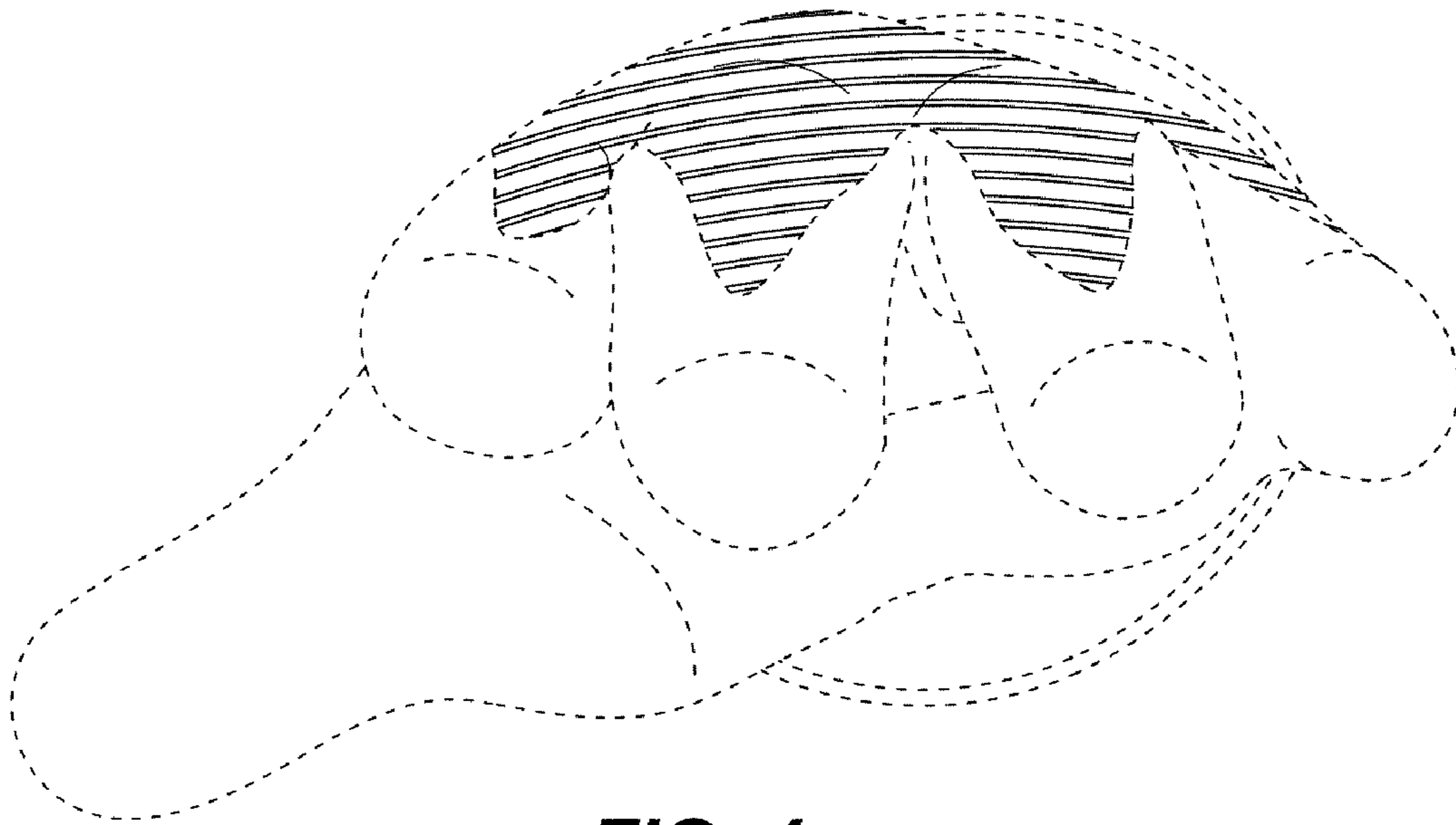


**FIG. 2**

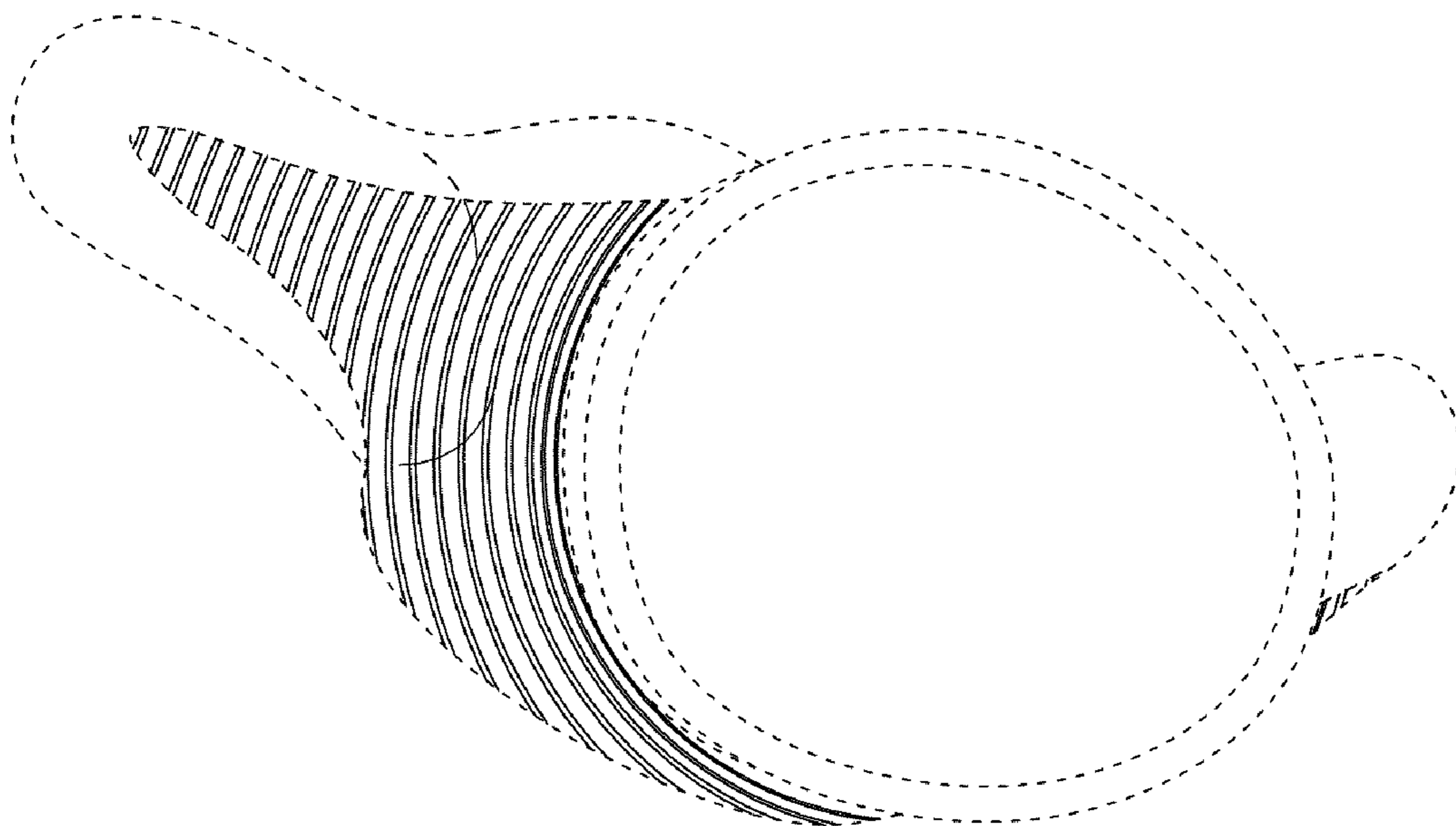


**FIG. 3**





**FIG. 4**



**FIG. 5**