



US00D611226S

(12) **United States Design Patent**
Haigh

(10) **Patent No.:** **US D611,226 S**
(45) **Date of Patent:** **** Mar. 9, 2010**

(54) **WAFER**

(75) Inventor: **Jessica Lynn Haigh**, Ypsilanti, MI (US)

(73) Assignee: **The Procter & Gamble Company**,
Cincinnati, OH (US)

(**) Term: **14 Years**

(21) Appl. No.: **29/335,472**

(22) Filed: **Apr. 16, 2009**

(51) **LOC (9) Cl.** **01-01**

(52) **U.S. Cl.** **D1/128**

(58) **Field of Classification Search** D1/100-199;
D28/8.2; D24/102; 426/89, 94-95, 100-104,
426/293, 302, 305-307, 383, 438-439, 512,
426/516-518, 808, 138, 144, 543, 549-550,
426/496

See application file for complete search history.

(56) **References Cited**

U.S. PATENT DOCUMENTS

| | | | | |
|-------------------|---------|-----------------------|-------|---------|
| D123,408 S * | 11/1940 | Leonard | | D28/8.2 |
| D146,073 S * | 12/1946 | Carr | | D1/115 |
| D345,446 S * | 3/1994 | Kestekides-Kesdekoglu | . | D1/127 |
| D508,992 S * | 8/2005 | Kahler et al. | | D24/102 |
| D509,641 S * | 9/2005 | Kerdoon | | D1/115 |
| D510,788 S * | 10/2005 | Barre | | D1/199 |
| D578,730 S * | 10/2008 | Cowen-Hughes et al. | | D1/127 |
| 2006/0121169 A1 * | 6/2006 | Dowling | | 426/557 |

* cited by examiner

Primary Examiner—Cathron C Brooks
Assistant Examiner—Barbara Fox
(74) *Attorney, Agent, or Firm*—Kelly L. McDow

(57) **CLAIM**

The ornamental design for a wafer, as shown and described.

DESCRIPTION

FIG. 1 is a perspective view of a wafer embodying my new design;

FIG. 2 is a front view thereof;

FIG. 3 is a rear view thereof;

FIG. 4 is a left side view thereof;

FIG. 5 is a right side view thereof;

FIG. 6 is a top view thereof;

FIG. 7 is a bottom view thereof;

FIG. 8 is a side perspective view of a second embodiment of a wafer embodying my new design;

FIG. 9 is a front view thereof;

FIG. 10 is a rear view thereof;

FIG. 11 is a left side view thereof;

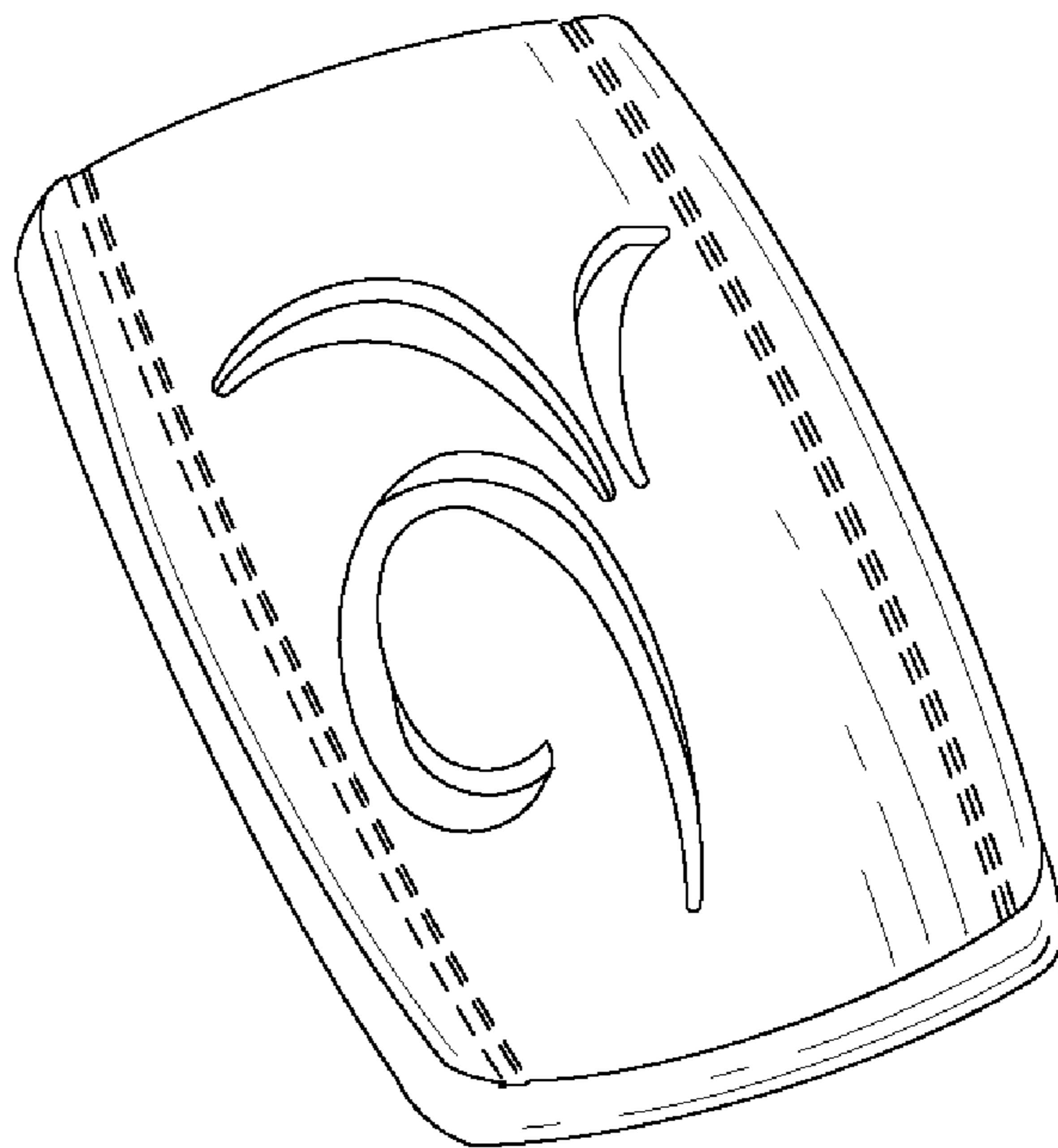
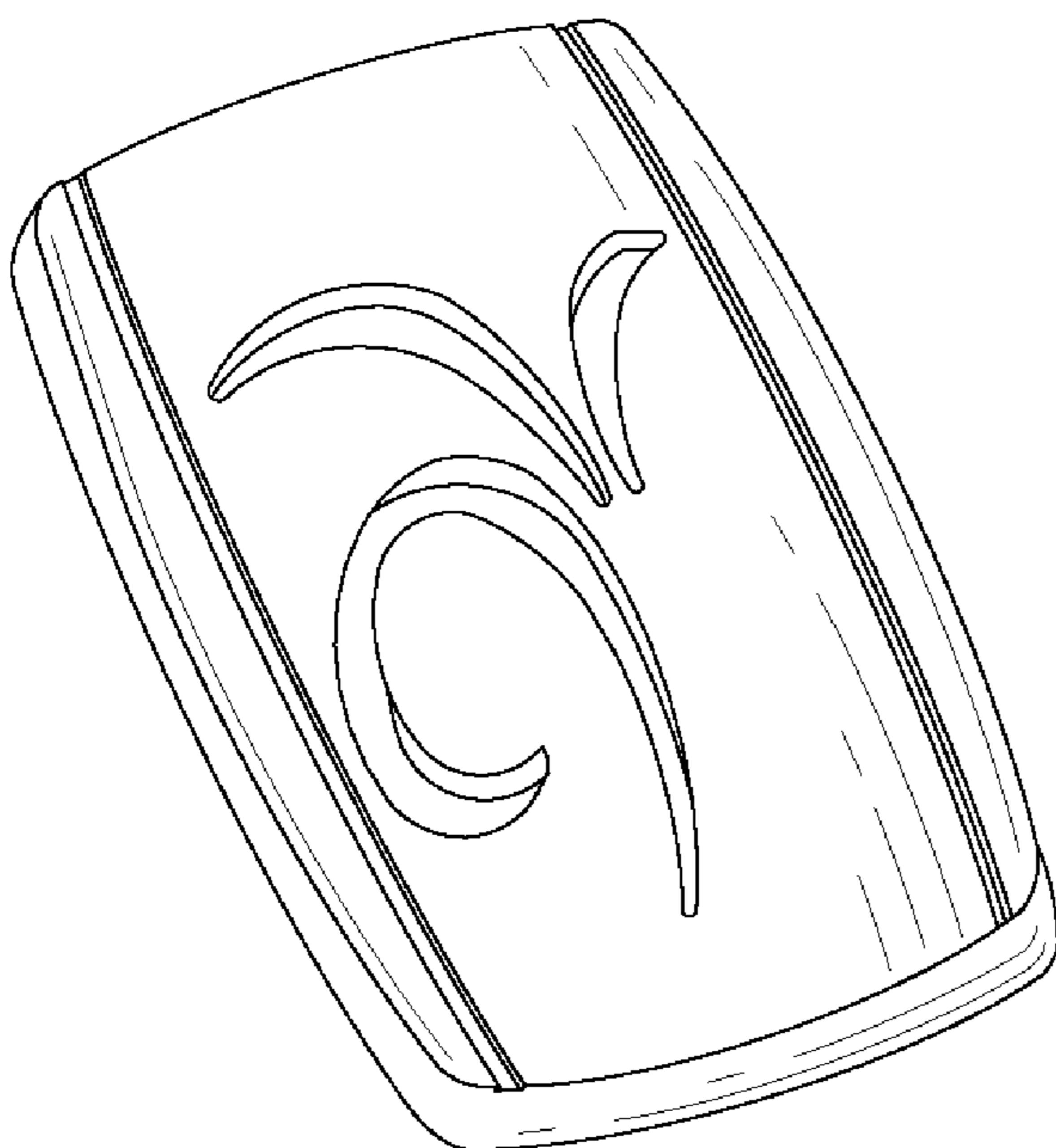
FIG. 12 is a right side view thereof;

FIG. 13 is a top view thereof; and,

FIG. 14 is a bottom view thereof.

The broken lines shown in the drawings are for the purpose of illustrating unclaimed portions of the wafer and form no part of the claimed design.

1 Claim, 4 Drawing Sheets



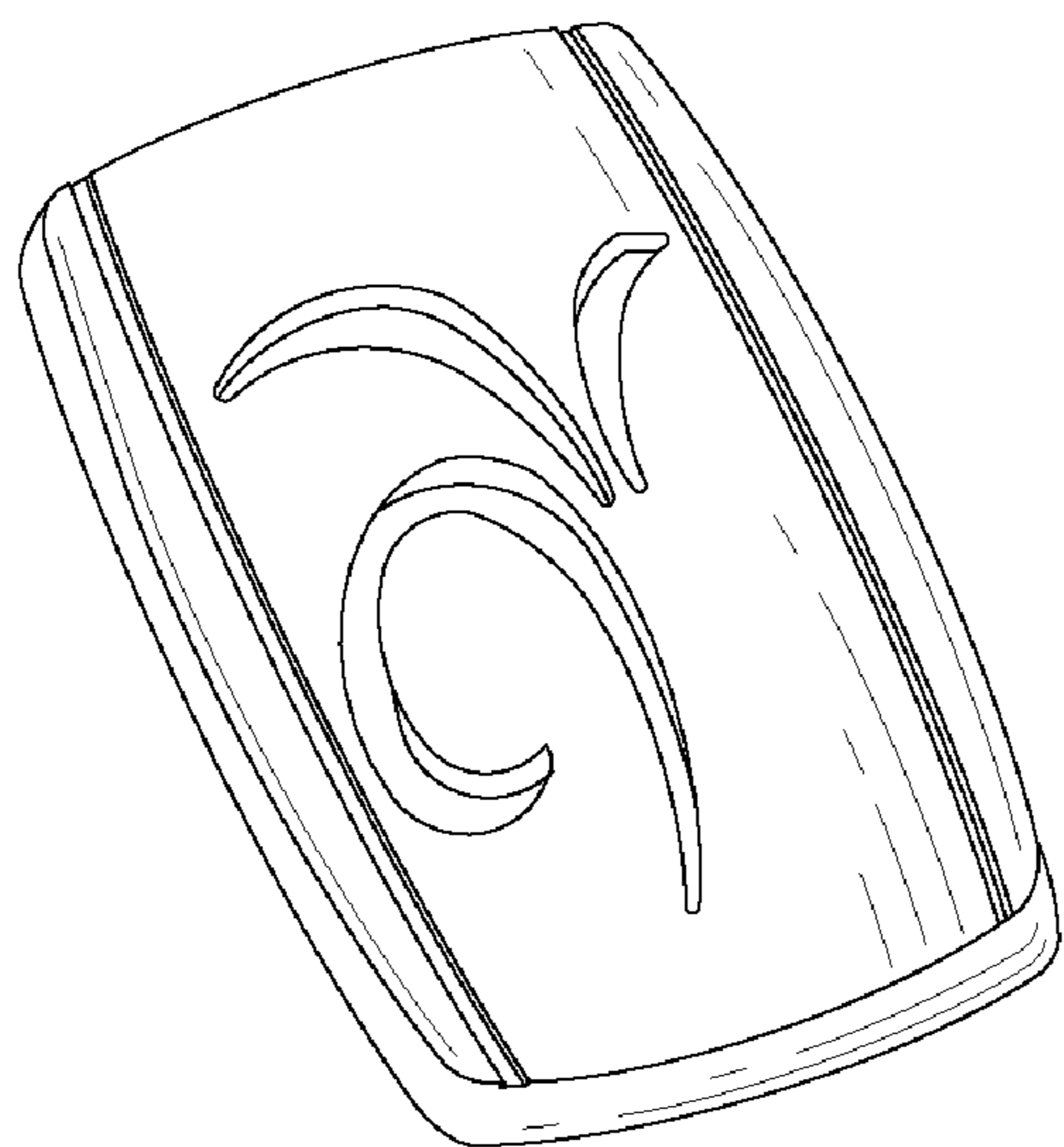


Fig. 1




Fig. 2




Fig. 3




Fig. 4




Fig. 5




Fig. 6



Fig. 7

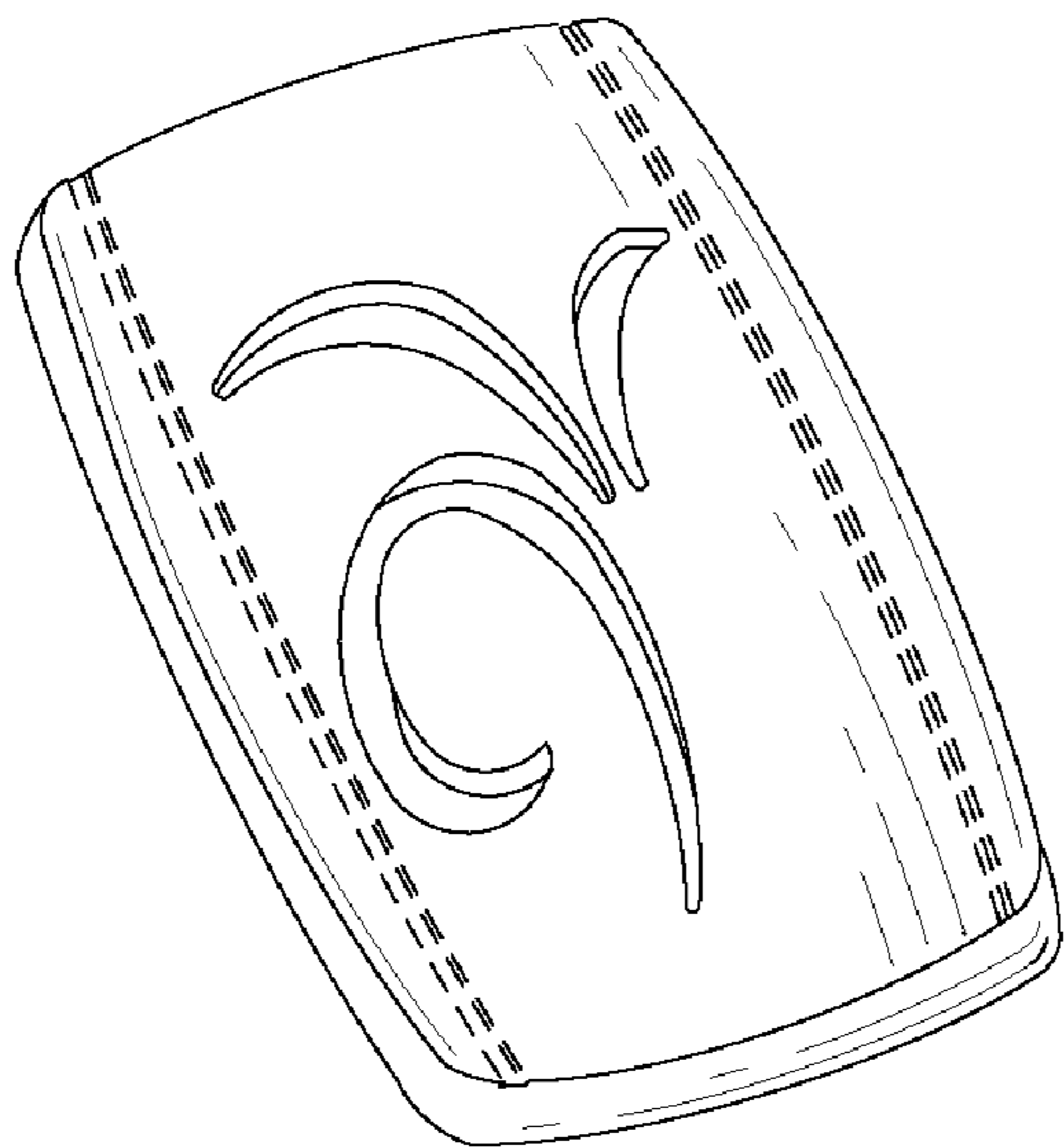


Fig. 8




Fig. 9




Fig. 10




Fig. 11




Fig. 12



Fig. 13




Fig. 14