



US00D611222S

(12) **United States Design Patent**
Laspina

(10) **Patent No.:** **US D611,222 S**
(45) **Date of Patent:** **** Mar. 2, 2010**

(54) **ROSARY DEVICE**

(76) Inventor: **Salvatore Laspina**, 13820 Woodridge
La., Orland Park, IL (US) 60462

(**) Term: **14 Years**

(21) Appl. No.: **29/331,964**

(22) Filed: **Feb. 5, 2009**

(51) **LOC (9) Cl.** **11-01**

(52) **U.S. Cl.** **D99/26**

(58) **Field of Classification Search** D99/25-27;
D11/2-3, 5-6, 11, 14, 44, 63, 81, 83-84,
D11/89, 96, 112; 434/246; 235/106, 121,
235/123, 128; 63/1.12, 1.17, 3, 3.1, 19; 362/103-104;
D12/176-177; 74/552, 558, 558.5
See application file for complete search history.

(56) **References Cited**

U.S. PATENT DOCUMENTS

1,938,727	A *	12/1933	Tammany	434/246
D135,116	S *	2/1943	Broas	D11/37
2,730,816	A *	1/1956	Garrett	434/246
D183,209	S *	7/1958	Fast	D12/176
D184,365	S *	2/1959	Marker	D12/176
2,972,819	A	2/1961	Graham		
3,416,989	A	12/1968	Lawler		
3,489,031	A	1/1970	Meier		
4,365,246	A	12/1982	Dewolf et al.		
5,085,098	A	2/1992	Buckley		
5,224,397	A *	7/1993	Yoo	74/558

5,393,298	A *	2/1995	Chang	601/134
D411,495	S *	6/1999	Itshakov	D12/177
D437,272	S *	2/2001	Lin	D12/177
D457,472	S	5/2002	Burden		
6,532,843	B2 *	3/2003	Chang	74/558
6,546,829	B1 *	4/2003	Despreaux	74/558
6,699,044	B1	3/2004	Lang		
D576,908	S *	9/2008	Gruenke	D11/3
2009/0069848	A1 *	3/2009	Marcus et al.	606/235

* cited by examiner

Primary Examiner—Philip S Hyder
Assistant Examiner—Susan E Krakower

(57) **CLAIM**

The ornamental design for a rosary device, as shown and described.

DESCRIPTION

FIG. 1 is a perspective view of a rosary device;

FIG. 2 is a front view thereof;

FIG. 3 is a back view thereof;

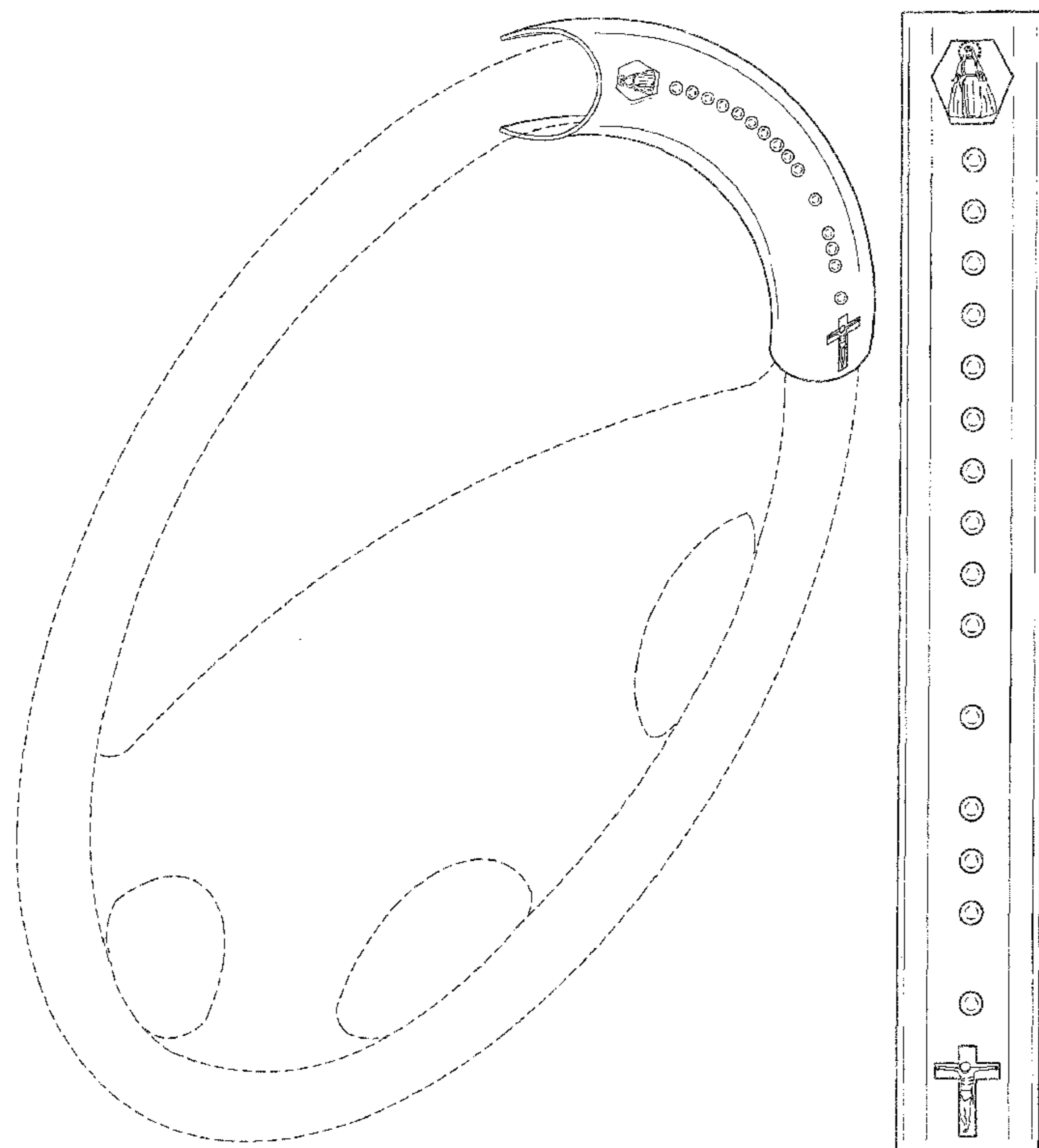
FIG. 4 is a side view thereof;

FIG. 5 is an opposite side view thereof; and,

FIG. 6 is a top view thereof.

In FIG. 1, the broken line showing of environmental structure for purposes of illustrating the rosary device in a condition of use. The broken lines and the structure they depict form no part of the claimed design.

1 Claim, 3 Drawing Sheets



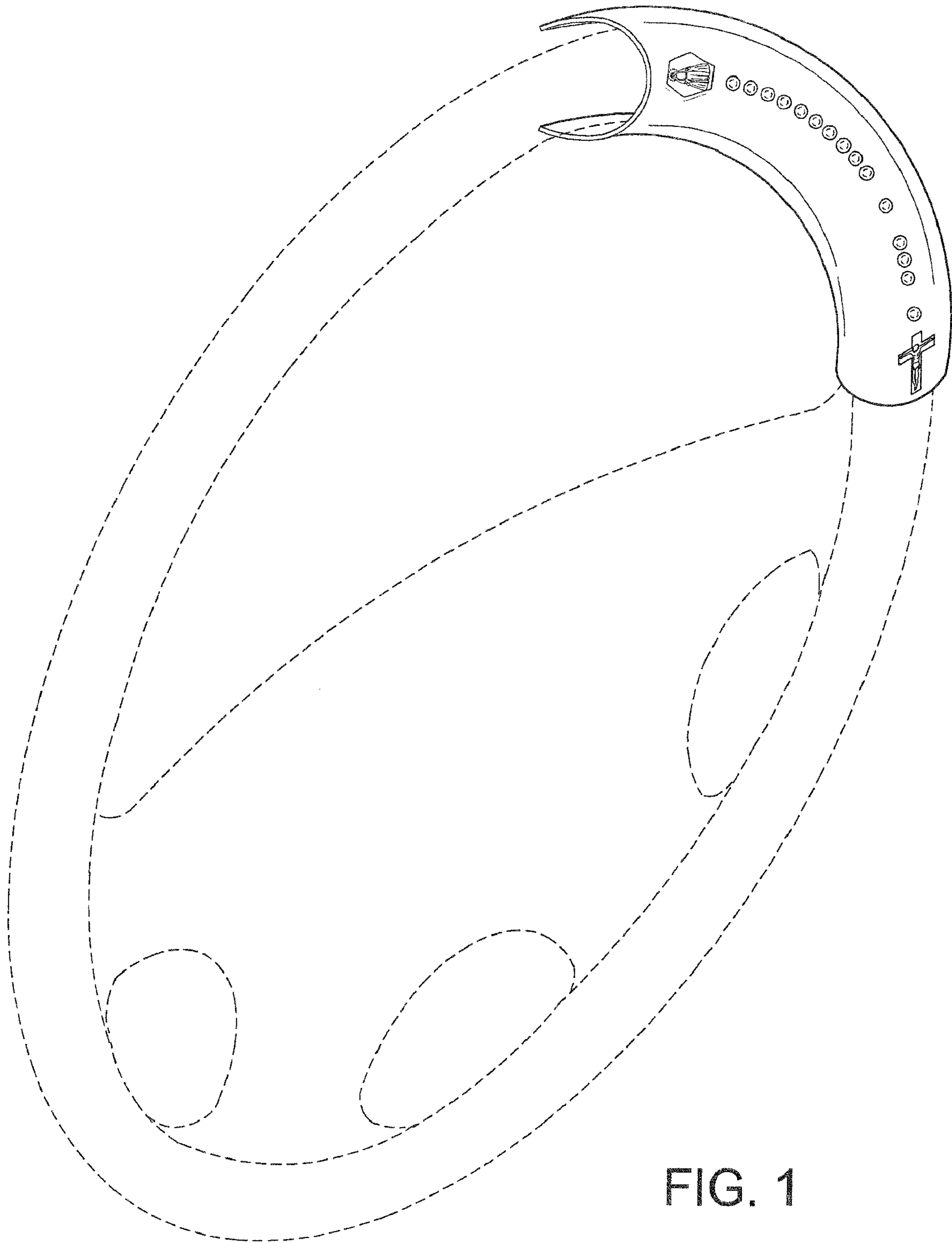


FIG. 1

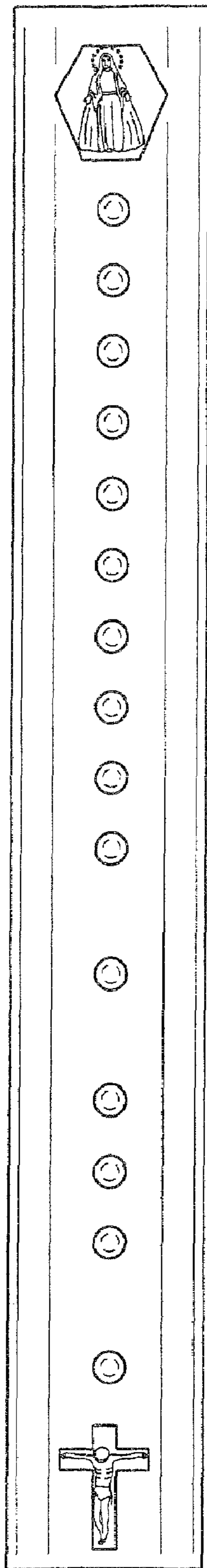


FIG. 2




FIG. 3

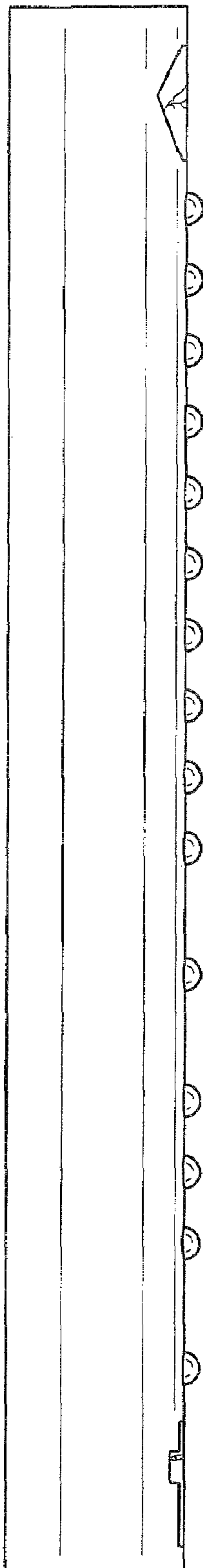


FIG. 4

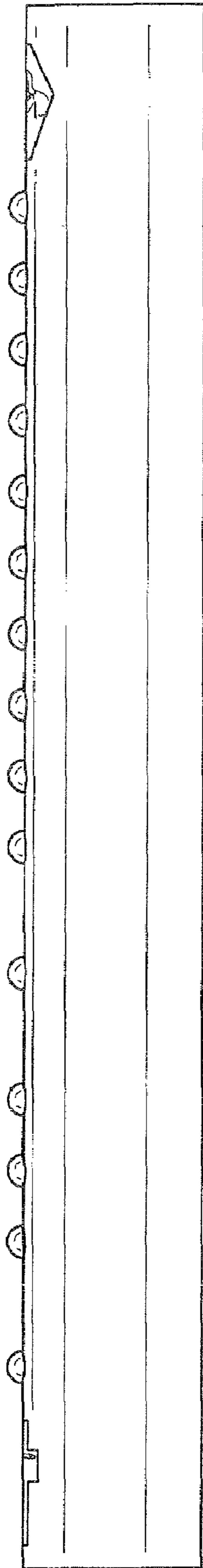


FIG. 5

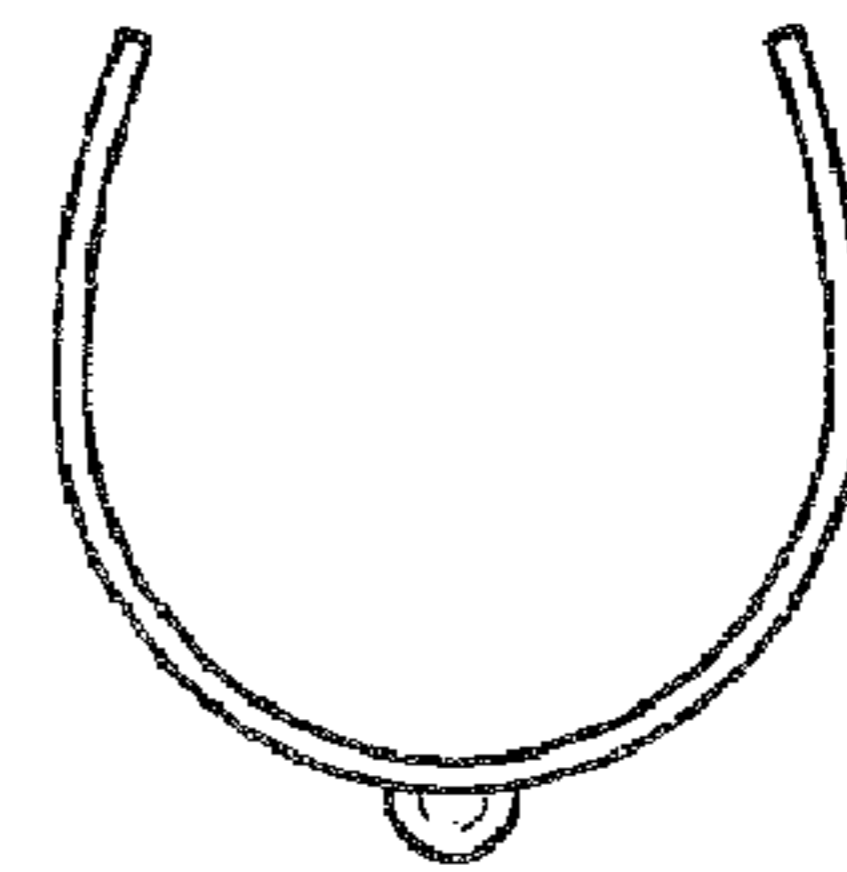


FIG. 6