



US00D611221S

(12) **United States Design Patent**
Parks

(10) **Patent No.:** **US D611,221 S**

(45) **Date of Patent:** **** Mar. 2, 2010**

(54) **CREMATION URN**

(76) Inventor: **Charles C. Parks**, 11728 S. Willow,
Jenks, OK (US) 74037

(**) Term: **14 Years**

(21) Appl. No.: **29/328,895**

(22) Filed: **Dec. 3, 2008**

(51) **LOC (9) Cl.** **99-00**

(52) **U.S. Cl.** **D99/5**

(58) **Field of Classification Search** D99/3,
D99/5, 23, 27; 27/1, 2, 7, 8; D11/80, 81,
D11/90, 133, 175, 223, 125, 204, 79, 96;
63/18, 23, 20, 3, 13, 14.1, 15.8; 40/1.5; D5/63,
D5/64; D2/608, 609; D19/34.3, 55; 428/3
See application file for complete search history.

(56) **References Cited**

U.S. PATENT DOCUMENTS

289,851 A *	12/1883	Mosher	63/23
D119,993 S *	4/1940	Brandt et al.	D99/27
2,712,191 A *	7/1955	Hillenbrand	428/3
D215,200 S *	9/1969	Dobyns	D9/667

D259,548 S *	6/1981	Najjar	D11/90
D268,623 S *	4/1983	Dercks et al.	D99/5
D272,577 S *	2/1984	Dercks et al.	D99/5
D379,330 S *	5/1997	Krizan	D11/96
D466,434 S *	12/2002	Yacoubian	D11/90
D518,939 S *	4/2006	Borgerding	D99/5
D585,432 S *	1/2009	Baker	D14/223

* cited by examiner

Primary Examiner—Paula Greene

(74) *Attorney, Agent, or Firm*—Gable & Gotwals

(57) **CLAIM**

The ornamental design of a cremation urn, as shown.

DESCRIPTION

FIG. 1 is an isometric view of a cremation urn showing my new design;

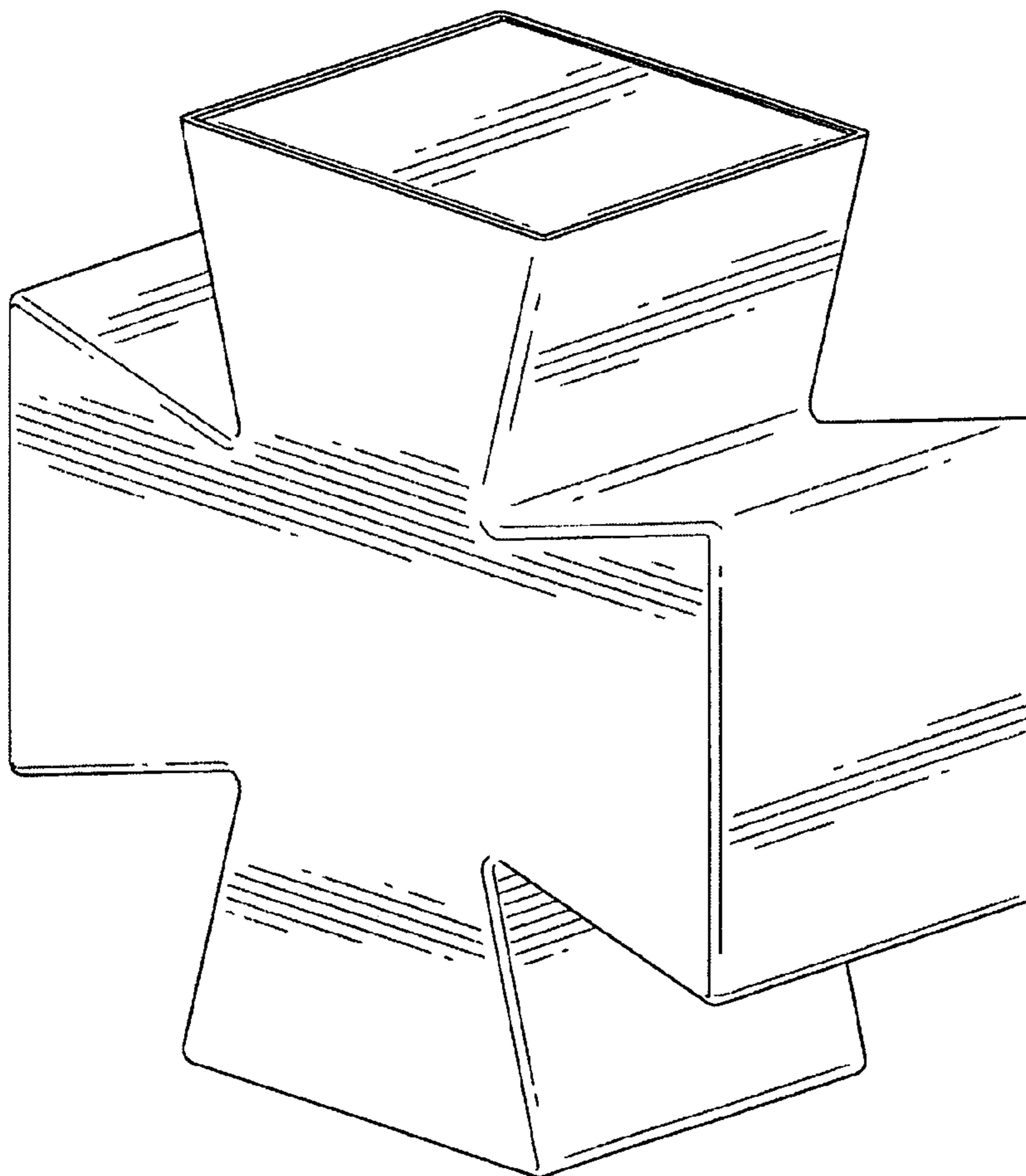
FIG. 2 is a rear elevational view thereof;

FIG. 3 is a side elevational view thereof, the opposite side is a mirror image;

FIG. 4 is a top plan view thereof; and,

FIG. 5 is a bottom plan view thereof.

1 Claim, 3 Drawing Sheets






FIG. 1

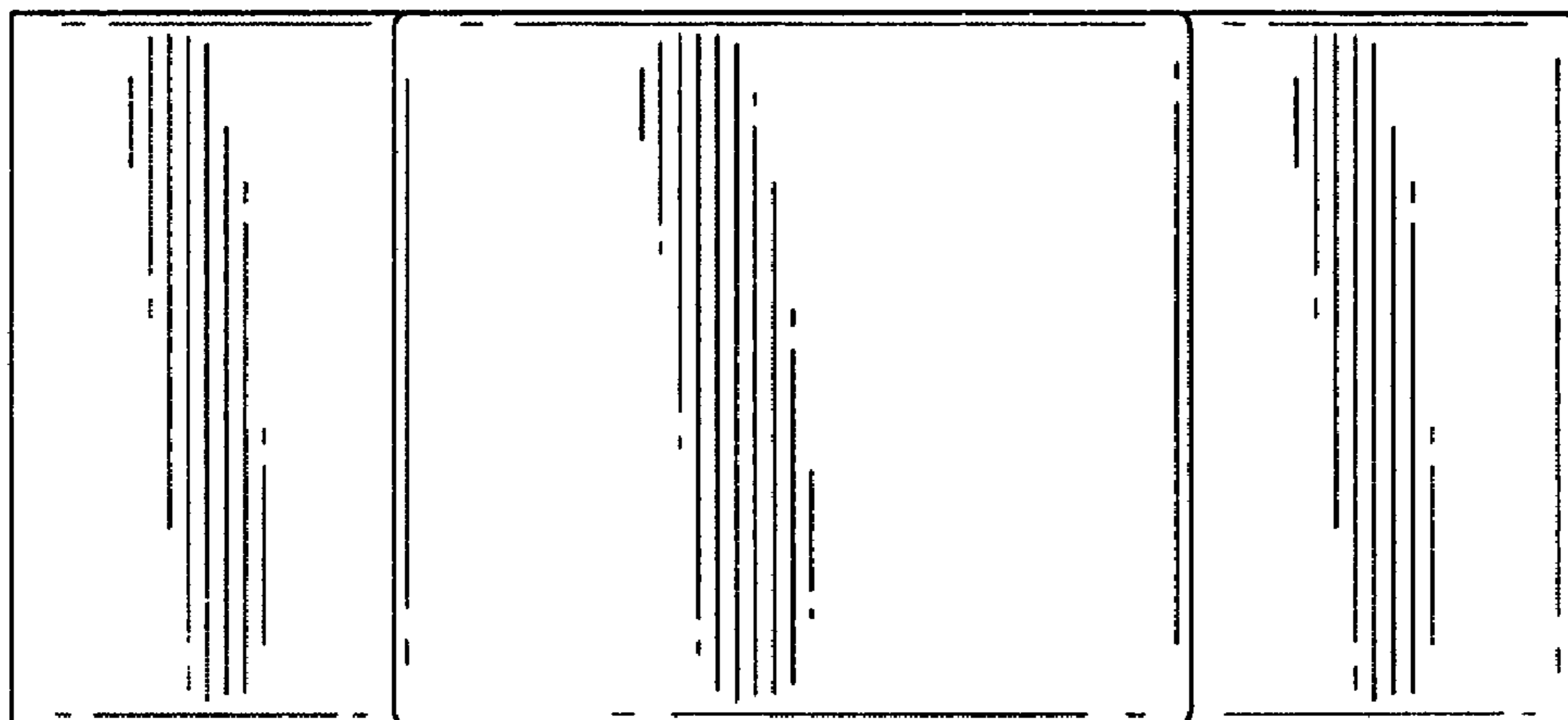


FIG. 3

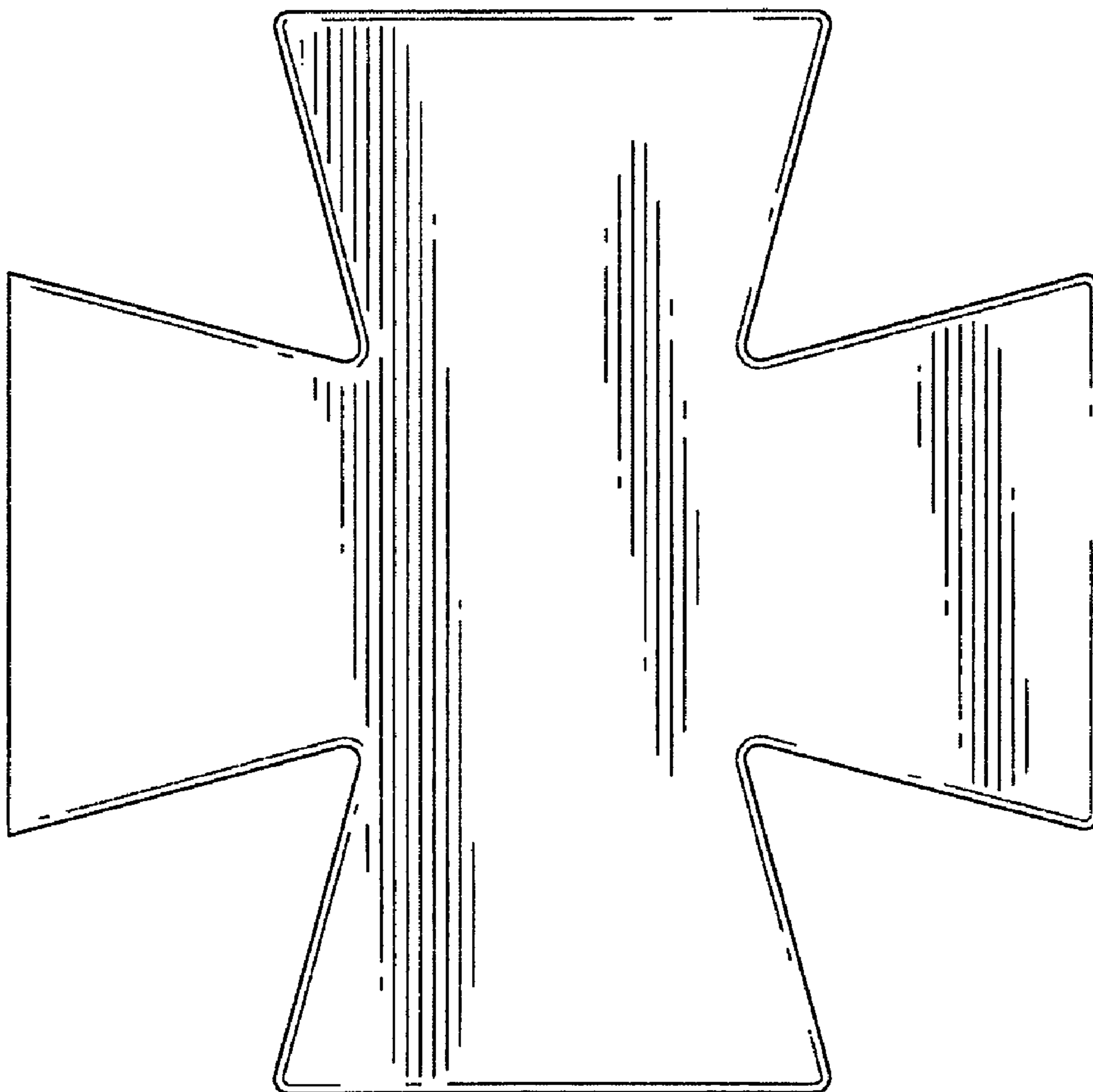


FIG. 2




FIG. 4




FIG. 5