

US00D611211S

(12) **United States Design Patent**
Waldman

(10) **Patent No.:** **US D611,211 S**
(45) **Date of Patent:** **** *Mar. 2, 2010**

(54) **HAMPER CADDY**

(76) Inventor: **Michael Waldman**, 12649 N. 70th Pl.,
Scottsdale, AZ (US) 85254

(*) Notice: This patent is subject to a terminal disclaimer.

(**) Term: **14 Years**

(21) Appl. No.: **29/289,413**

(22) Filed: **Jul. 19, 2007**

(51) **LOC (9) Cl.** **07-07**

(52) **U.S. Cl.** **D32/37**

(58) **Field of Classification Search** D32/36-37;
220/908-909; 206/287; 283/36, 907, 13,
283/24; D3/301, 278, 289, 304, 310; 190/107,
190/115, 103

See application file for complete search history.

(56) **References Cited**

U.S. PATENT DOCUMENTS

D215,343 S *	9/1969	Christle	D32/36
D335,008 S *	4/1993	Abel	D32/36
D340,963 S *	11/1993	Hall	D3/303
D348,754 S *	7/1994	Feller	D32/36
D348,962 S *	7/1994	Delery	D32/36
5,540,501 A *	7/1996	Franco	383/13

D383,265 S *	9/1997	Gable	D32/36
D406,423 S *	3/1999	Kellogg et al.	D32/37
D479,898 S *	9/2003	Scola	D32/36
D520,696 S	5/2006	Waldman		
7,073,942 B2 *	7/2006	Vazquez	383/2
D544,166 S *	6/2007	Johnson	D34/1
D555,854 S *	11/2007	Kamiya	D32/37

* cited by examiner

Primary Examiner—Cynthia E Ramirez

(74) *Attorney, Agent, or Firm*—The Halvorson Law Firm

(57) **CLAIM**

The ornamental design for a hamper caddy, as shown and described.

DESCRIPTION

FIG. 1 is a perspective view of the hamper caddy showing my new design;

FIG. 2 is a front view thereof;

FIG. 3 is a rear view thereof;


FIG. 4 is a side view thereof;

FIG. 5 is a second side view thereof, opposite of the side shown in FIG. 4;

FIG. 6 is a top view thereof; and,

FIG. 7 is a bottom view thereof.

1 Claim, 6 Drawing Sheets



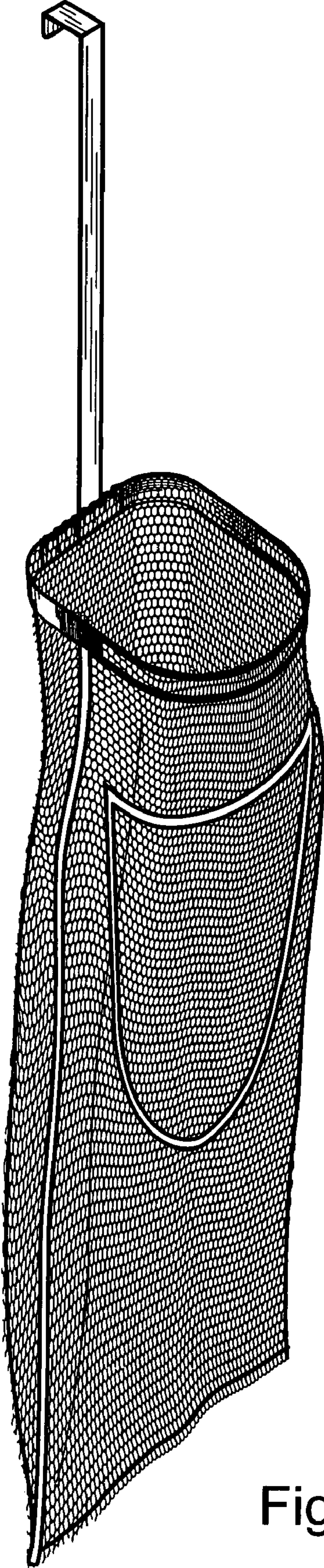


Fig. 1

Fig. 2

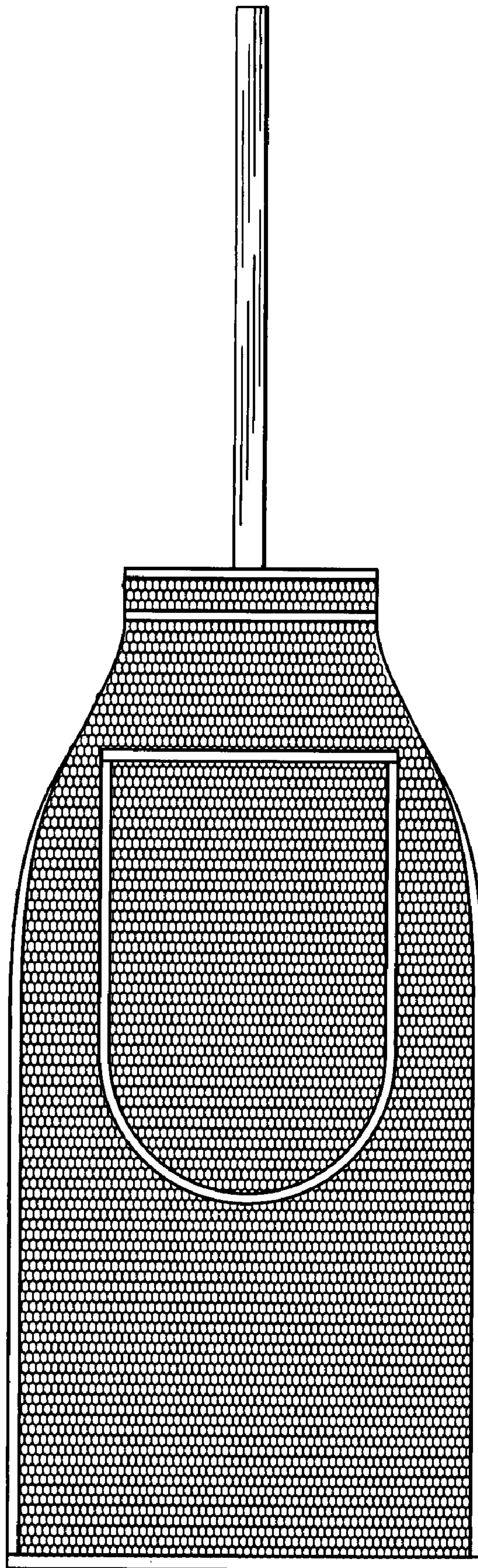


Fig. 3

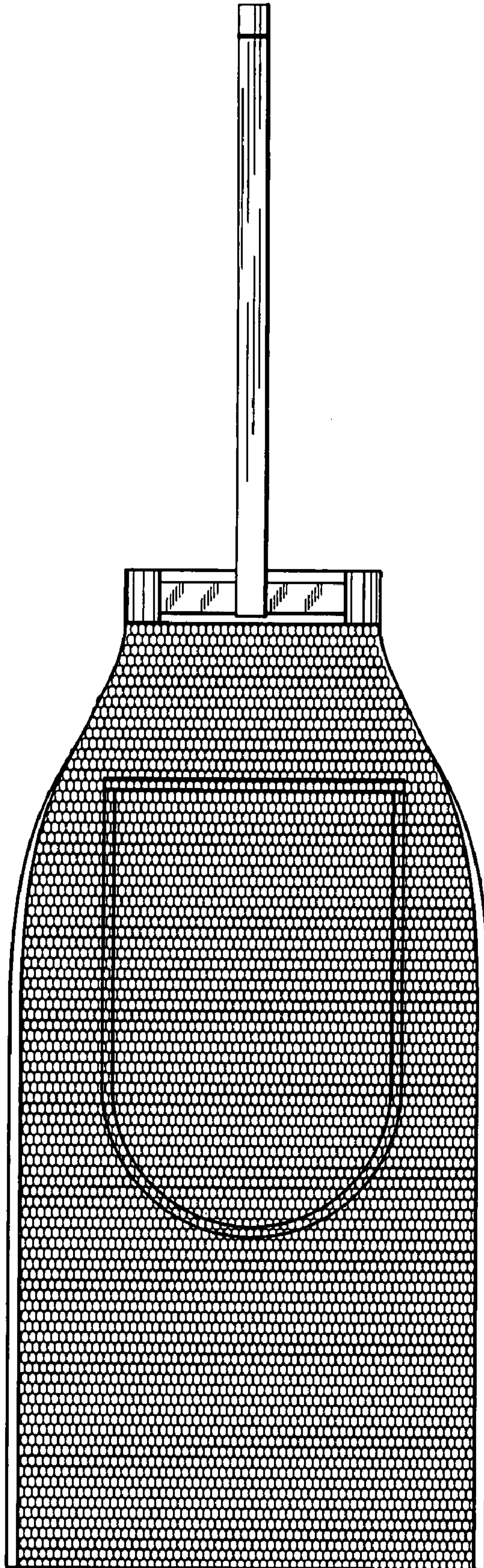


Fig. 4


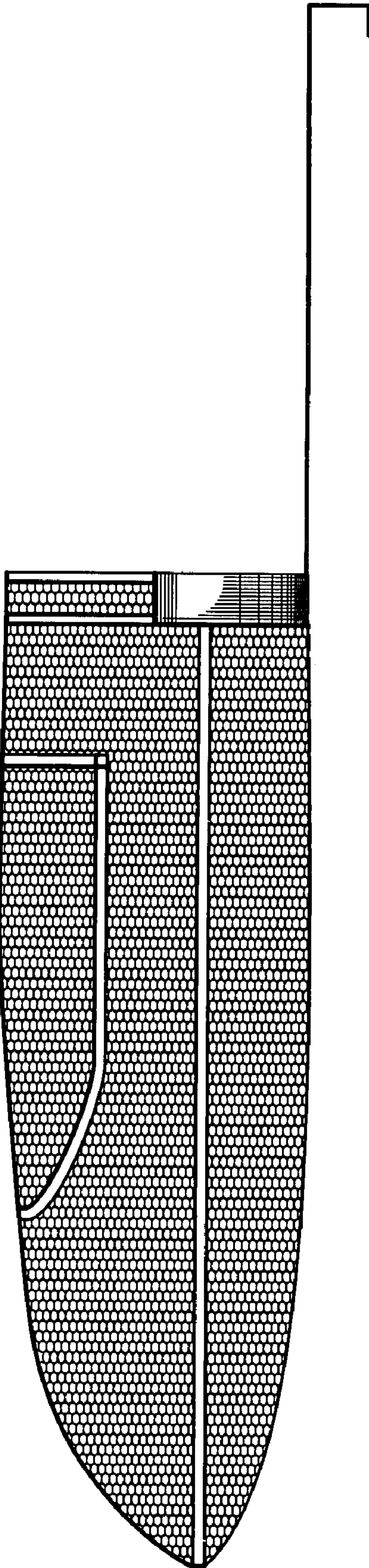


Fig. 5



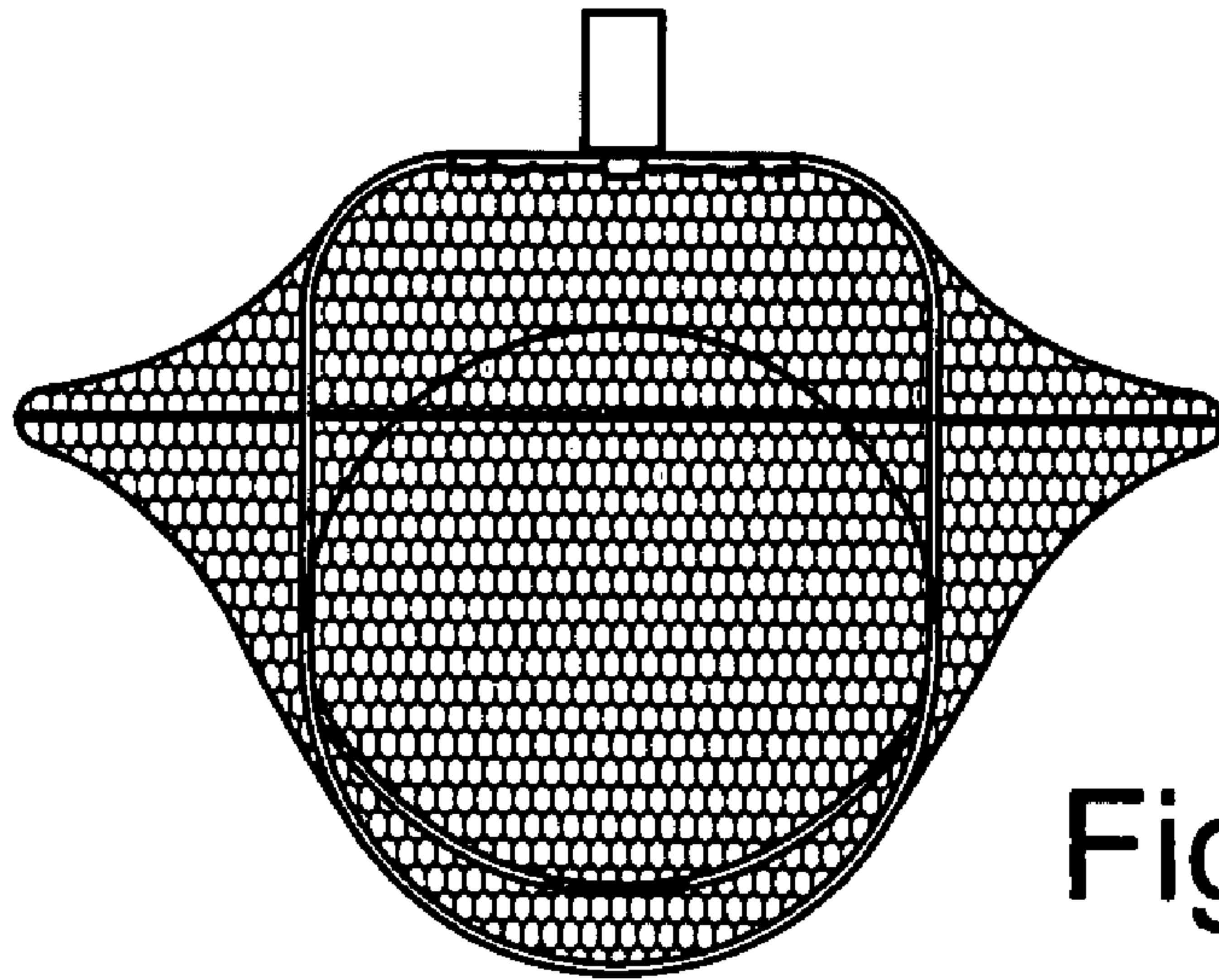


Fig. 6

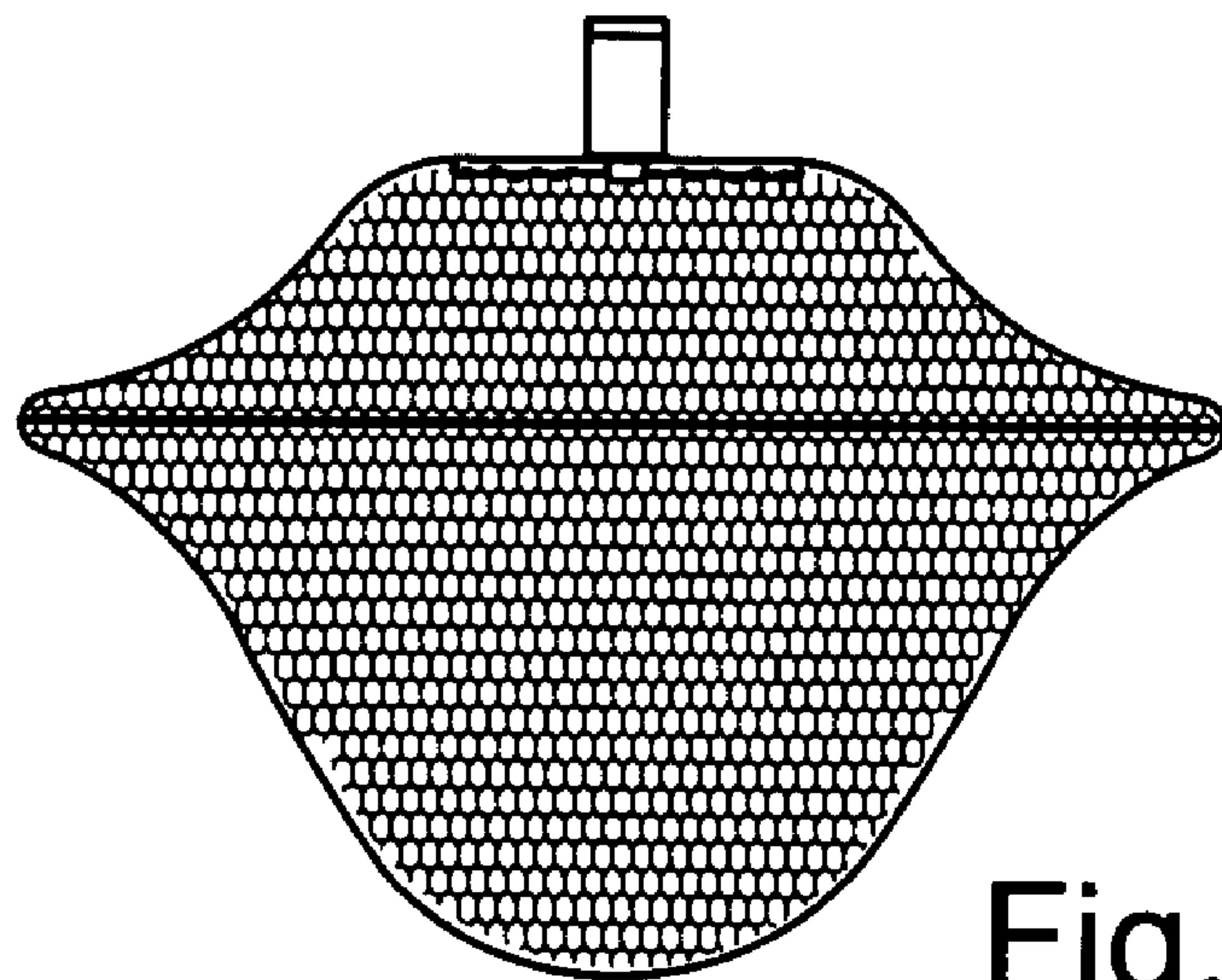


Fig. 7