



US00D611208S

(12) **United States Design Patent**  
**Lam**

(10) **Patent No.:** **US D611,208 S**  
(45) **Date of Patent:** **\*\* \*Mar. 2, 2010**

- (54) **COMPACT TRAVEL STEAMER**
- (75) Inventor: **Hoi Tak Raymond Lam**, Kowloon (CN)
- (73) Assignee: **South Asia International (HK) Limited**, Kowloon, Hong Kong (CN)
- (\* ) Notice: This patent is subject to a terminal disclaimer.
- (\*\*) Term: **14 Years**
- (21) Appl. No.: **29/313,207**
- (22) Filed: **Dec. 16, 2008**

(30) **Foreign Application Priority Data**  
Nov. 6, 2008 (CN) ..... 2008 3 0008944

- (51) **LOC (9) Cl.** ..... **15-05**
- (52) **U.S. Cl.** ..... **D32/17**
- (58) **Field of Classification Search** ..... D32/9,  
D32/68-73, 17-18, 21, 23-24, 31-33; 68/5 R,  
68/222, 5 A; 38/85, 82, 77.8, 81, 94, 77.83,  
38/79, 96, 77.5-77.9, 3, 69, 77.3; 392/403-406,  
392/324, 333, 342, 379; 219/259, 242, 254,  
219/246; 8/149.3; 15/344, 329, 320-322,  
15/415.1-422.1, 327.1-327.2, 327.5-327.7,  
15/414, 398, 400

See application file for complete search history.

(56) **References Cited**

**U.S. PATENT DOCUMENTS**

- D219,751 S \* 1/1971 Osrow ..... D32/17
- D221,992 S \* 9/1971 Bluestein ..... D32/17
- D233,209 S \* 10/1974 Terrailon ..... D32/17

- D307,341 S \* 4/1990 Tsuji et al. .... D32/17
- D378,001 S \* 2/1997 Muller et al. .... D32/17
- D436,424 S \* 1/2001 Buzzi ..... D32/17
- D447,841 S \* 9/2001 Rosa ..... D32/17
- D452,051 S \* 12/2001 Antonio ..... D32/17
- D481,183 S \* 10/2003 Mangano ..... D32/35
- D482,505 S \* 11/2003 Chow ..... D32/17
- D485,651 S \* 1/2004 Lin ..... D32/17
- D488,269 S \* 4/2004 Tsai ..... D32/17
- D519,694 S \* 4/2006 Rosenzweig et al. .... D32/17
- D525,399 S \* 7/2006 Alday Lesaga ..... D32/17
- D563,063 S \* 2/2008 Mangano ..... D32/17
- 2005/0125934 A1 \* 6/2005 Reese ..... 15/320
- 2008/0022480 A1 \* 1/2008 Lee ..... 15/320

\* cited by examiner

*Primary Examiner*—Ruth McInroy  
(74) *Attorney, Agent, or Firm*—Alix, Yale & Ristas, LLP

(57) **CLAIM**

The ornamental design for a compact travel steamer, as shown and described.

**DESCRIPTION**

- FIG. 1 is a perspective view of a compact travel steamer showing my new design;
- FIG. 2 is a front view thereof;
- FIG. 3 is a rear view thereof;
- FIG. 4 is a right side view thereof;
- FIG. 5 is a left side view thereof;
- FIG. 6 is a top plan view thereof; and,
- FIG. 7 is a bottom plan view thereof.

**1 Claim, 7 Drawing Sheets**






FIG. 1

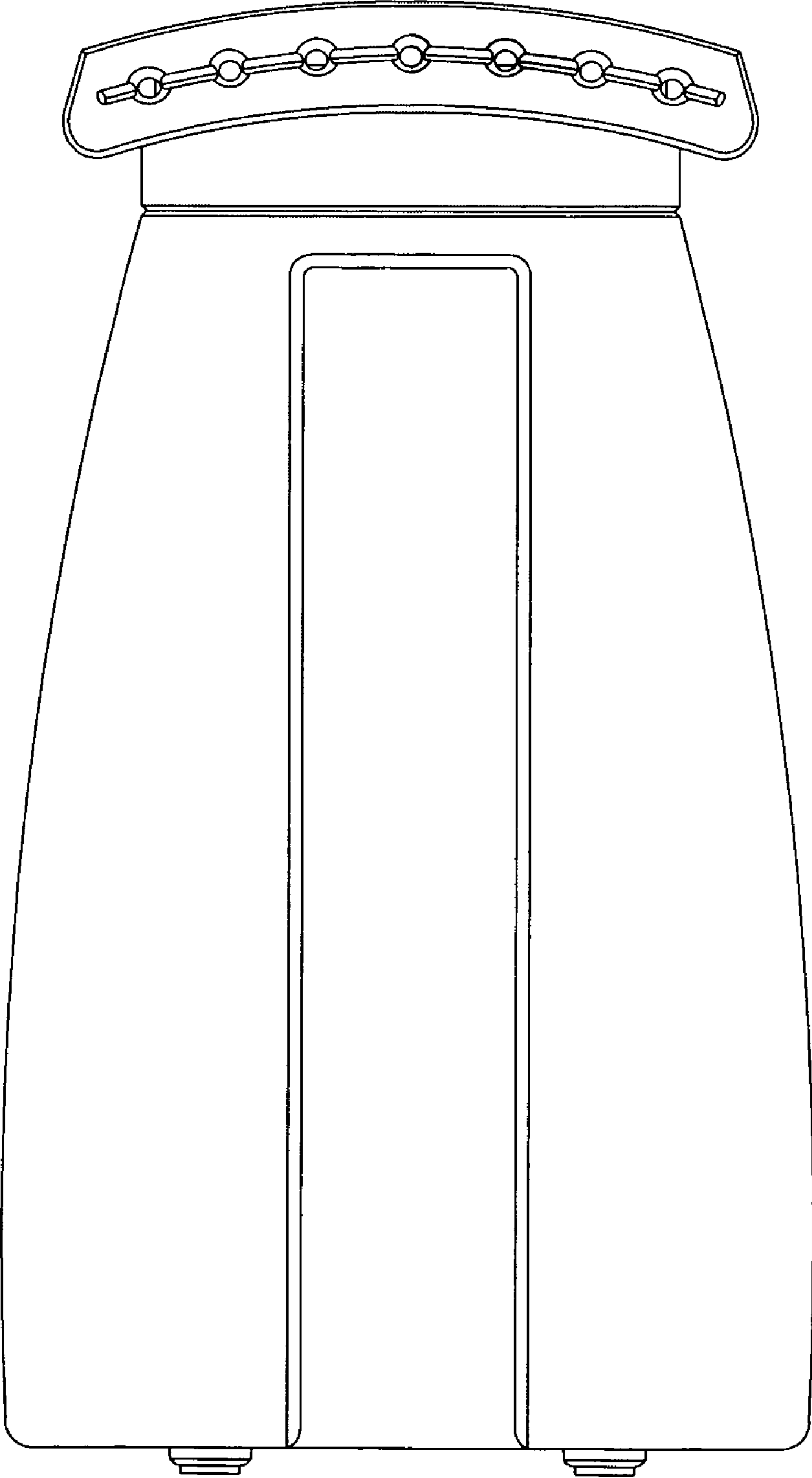
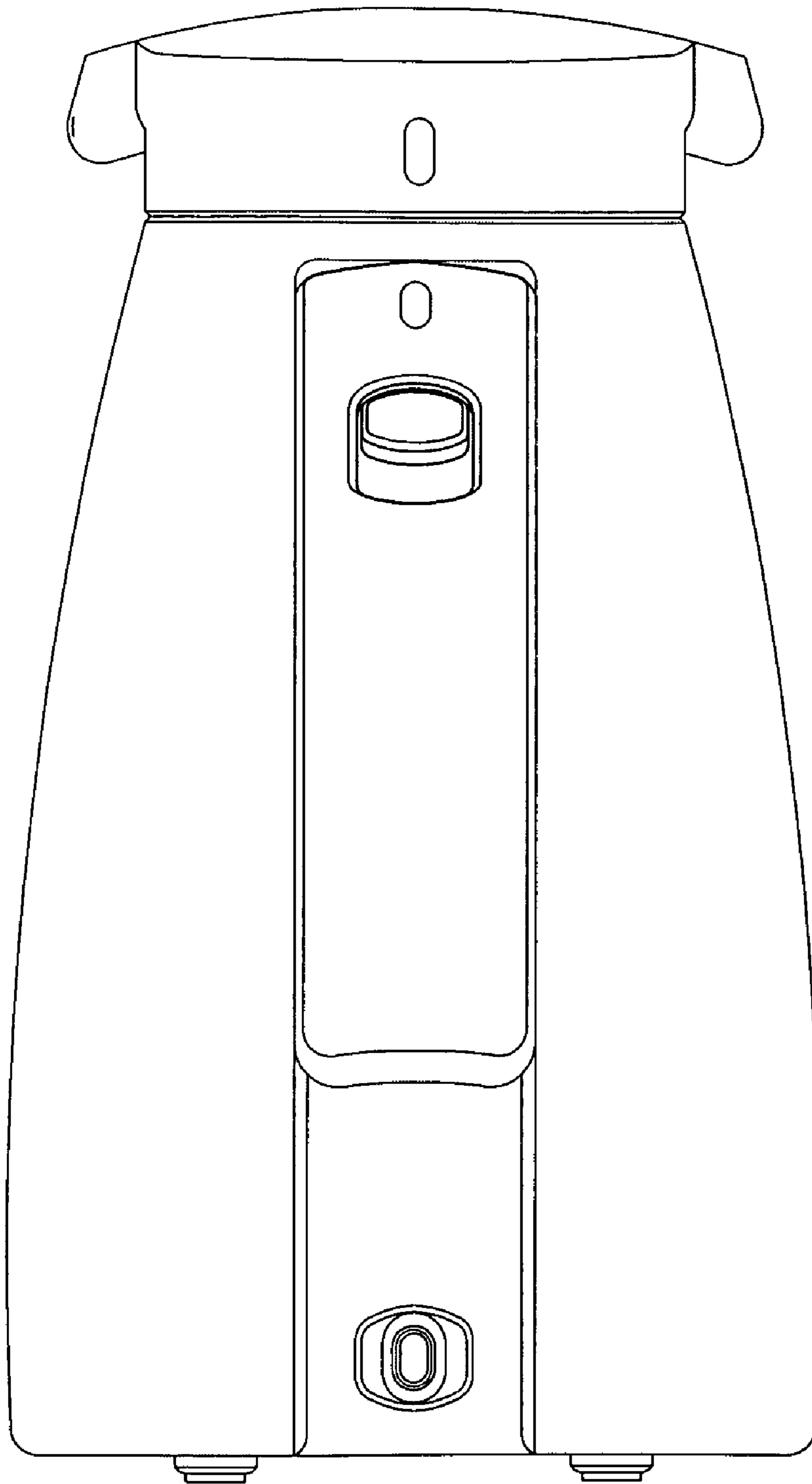



FIG. 2



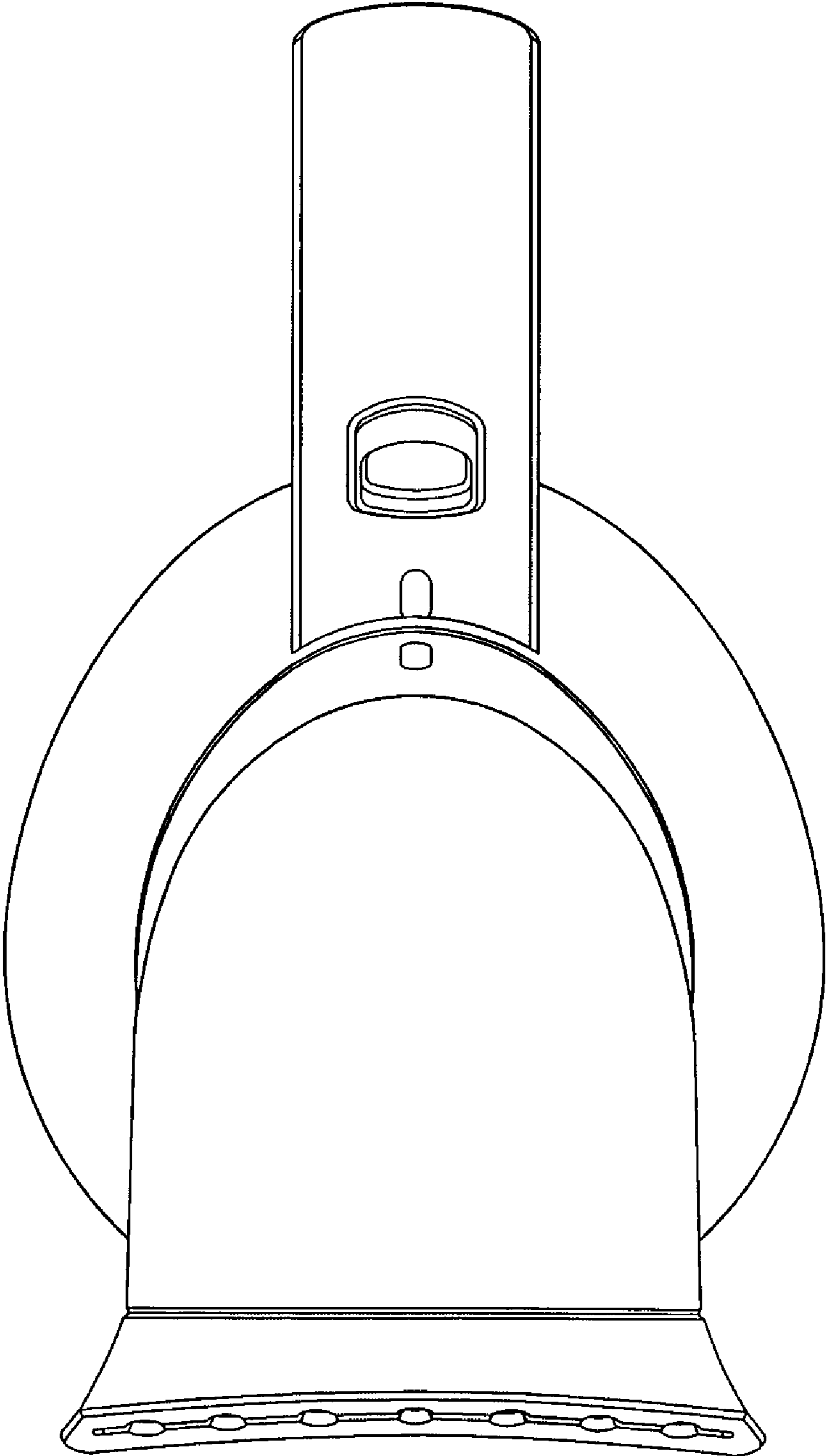
**FIG. 3**



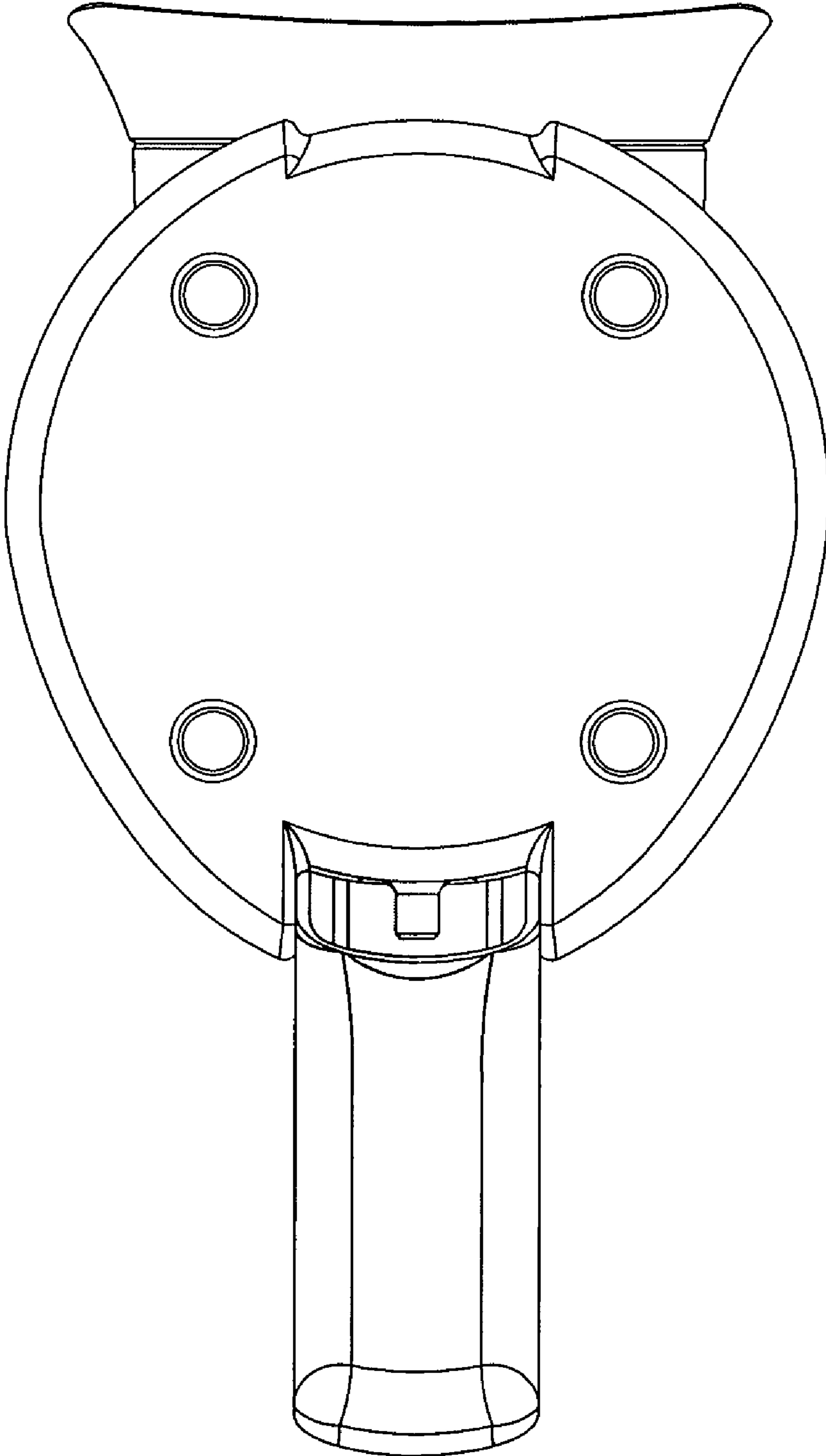
**FIG. 4**



**FIG. 5**



**FIG. 6**



**FIG. 7**