



US00D611207S

(12) **United States Design Patent**
Yalçin et al.

(10) **Patent No.:** **US D611,207 S**
(45) **Date of Patent:** **** Mar. 2, 2010**

(54) **WASHING MACHINE**

(75) Inventors: **Mustafa Yalçin**, Istanbul (TR); **Özgür Mutlu Öz**, Istanbul (TR); **Tugçe Karaca**, Istanbul (TR); **Deger Demircan**, Istanbul (TR); **Soner Ilgin**, Istanbul (TR); **Savas Onur Eroglu**, Istanbul (TR); **Ahmet Burak Veyisoglu**, Istanbul (TR); **Onur Onrat**, Istanbul (TR); **Ali Ihsan Inçukur**, Istanbul (TR); **Gizem Durakoglu**, Istanbul (TR); **Ahmet Tabak**, Istanbul (TR)

D565,809 S * 4/2008 Eicher et al. D32/6
D575,463 S * 8/2008 Mao et al. D32/6
D588,757 S * 3/2009 Park et al. D32/6

* cited by examiner

Primary Examiner—T. Chase Nelson
Assistant Examiner—Kathleen M Sims
(74) *Attorney, Agent, or Firm*—Venable, Campillo, Logan & Meaney, P.C.

(73) Assignee: **Arcelik Anonim Sirketi**, Istanbul (TR)

(57) **CLAIM**

(**) Term: **14 Years**

The ornamental design for a washing machine, as shown and described.

(21) Appl. No.: **29/331,781**

(22) Filed: **Jan. 30, 2009**

DESCRIPTION

(51) **LOC (9) Cl.** **15-05**
(52) **U.S. Cl.** **D32/6**
(58) **Field of Classification Search** D32/1,
D32/5, 6, 8; 68/3 R, 5 R, 12.01, 12.08; 34/523-524;
312/31; 38/1 A
See application file for complete search history.

FIG. 1 is a side perspective view thereof;
FIG. 2 is a front view thereof;
FIG. 3 is a first side view thereof;
FIG. 4 is a second side view thereof; and,
FIG. 5 is a top view thereof.


The broken lines depict portions of the washing machine that form no part of the claimed design.

(56) **References Cited**

U.S. PATENT DOCUMENTS

D562,507 S * 2/2008 Kim D32/6
D563,062 S * 2/2008 Eicher et al. D32/6

1 Claim, 3 Drawing Sheets






Fig. 1

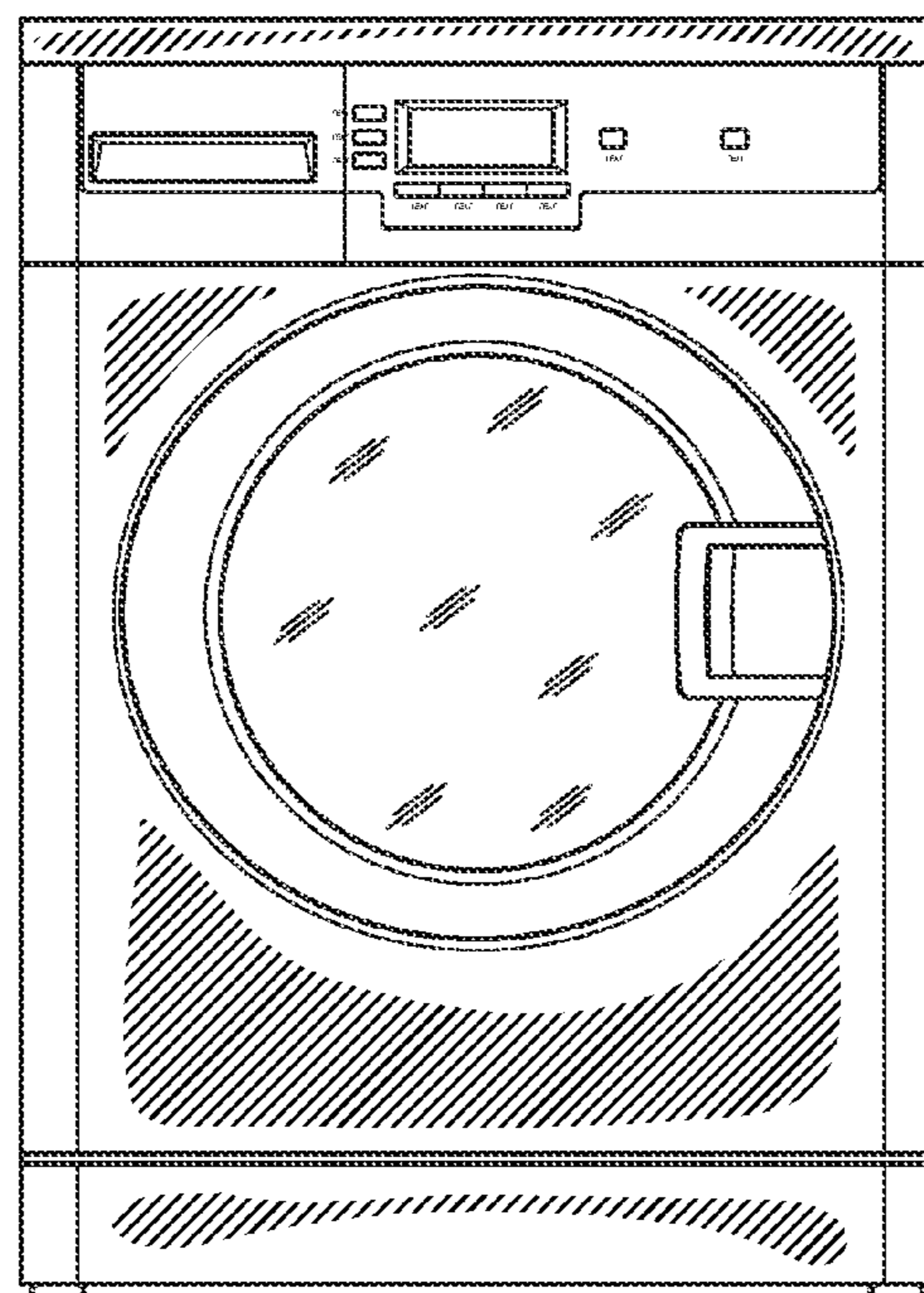


Fig. 2

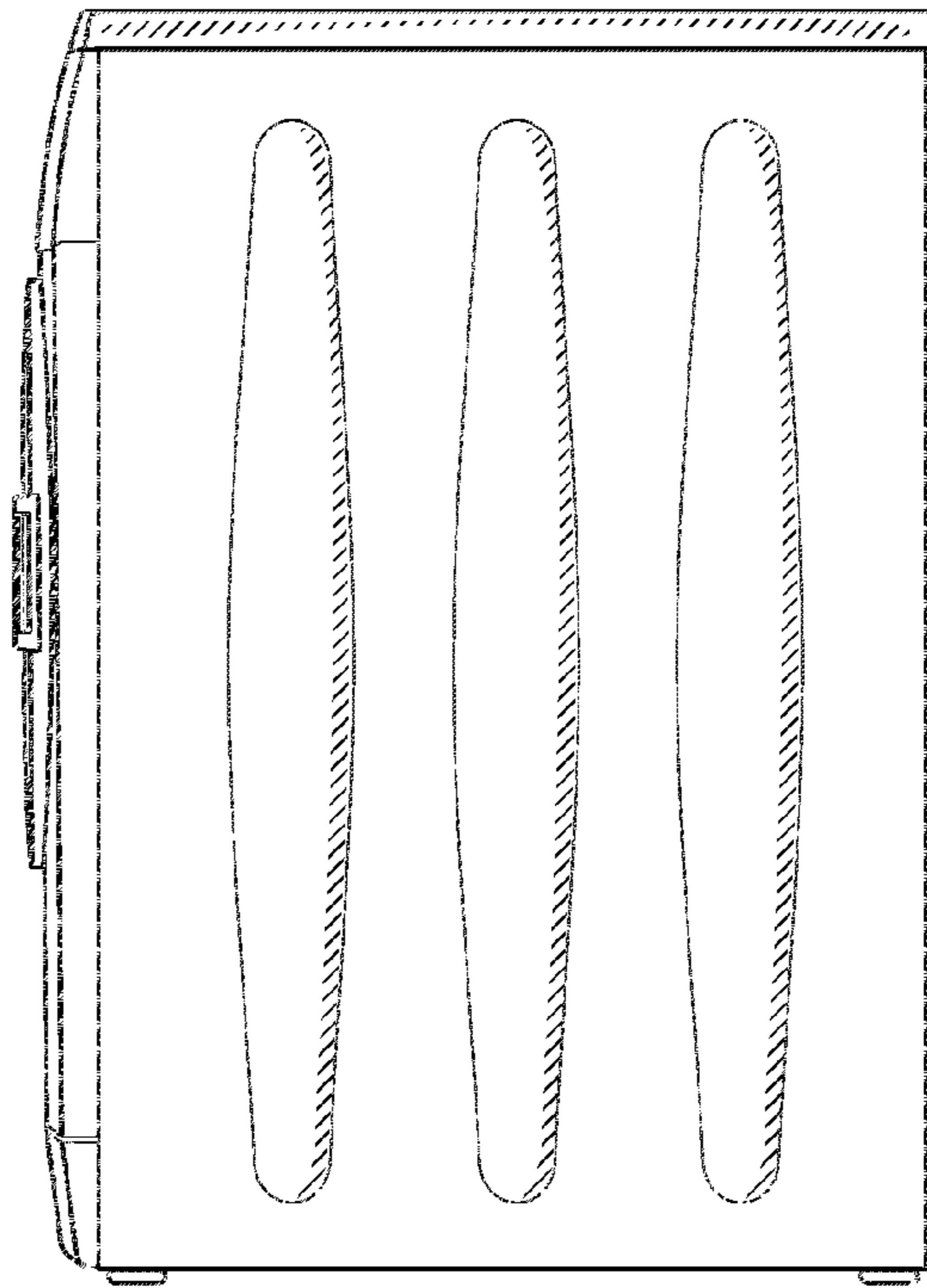


Fig. 3

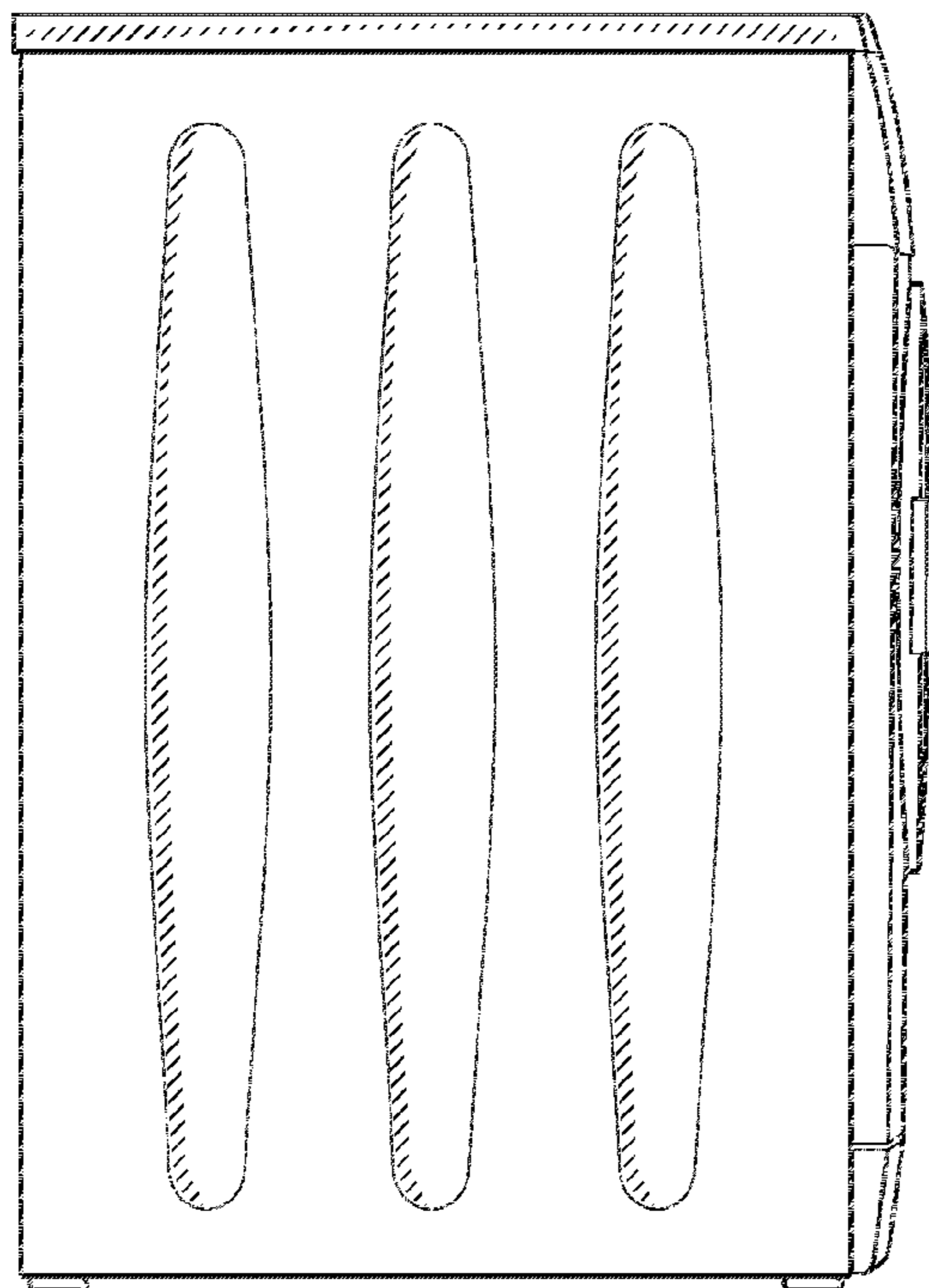


Fig. 4

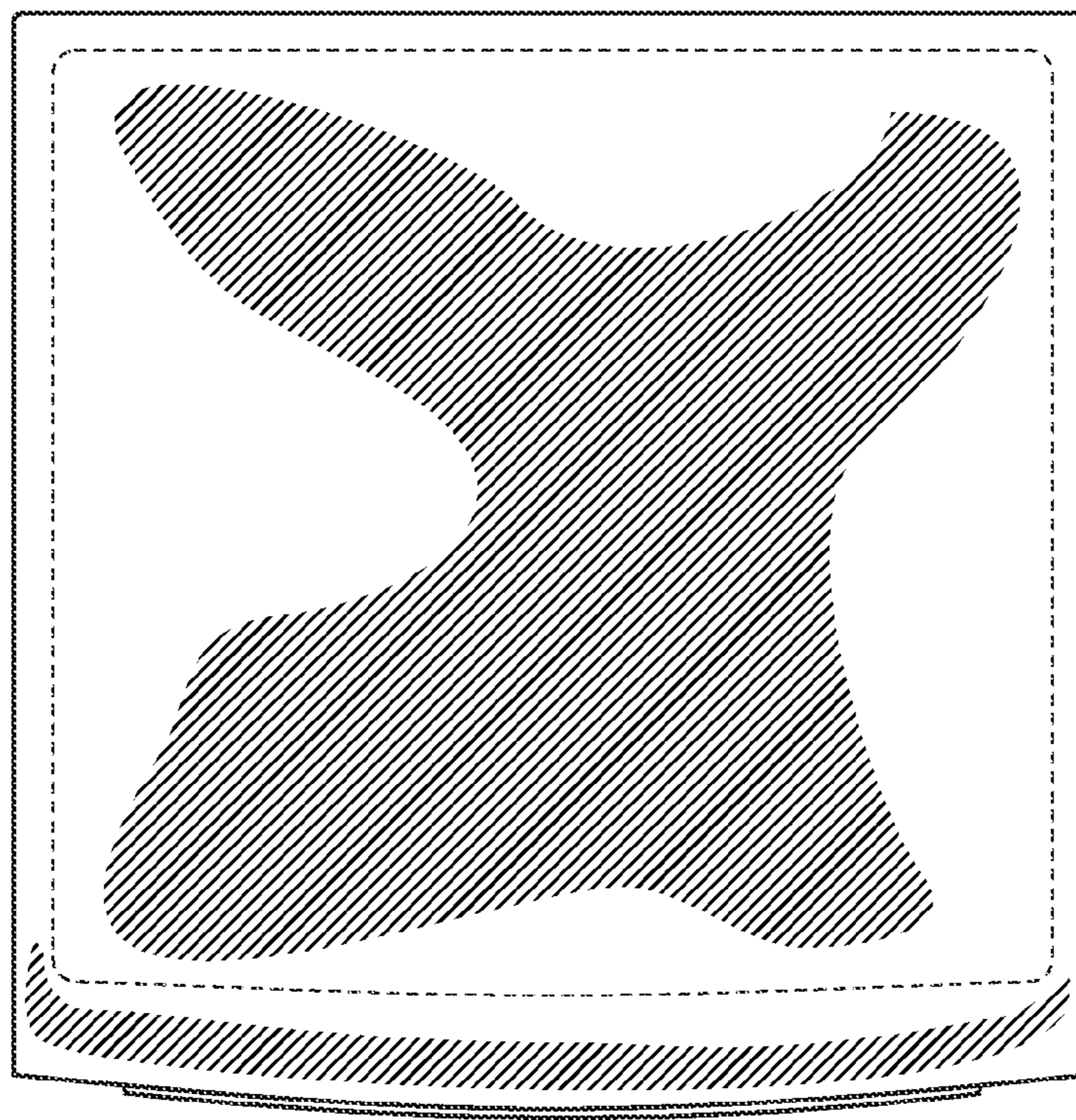


Fig. 5