



US00D611191S

(12) **United States Design Patent**
Huang

(10) **Patent No.:** **US D611,191 S**
(45) **Date of Patent:** **** Mar. 2, 2010**

(54) **BASE OF A LAMP STAND**

(75) Inventor: **Huo-Tu Huang**, Taipei Hsien (TW)

(73) Assignee: **Huangslite Industrial Co., Ltd.**, Taipei Hsien (TW)

(**) Term: **14 Years**

(21) Appl. No.: **29/347,065**

(22) Filed: **Sep. 11, 2009**

(51) **LOC (9) Cl.** **26-99**

(52) **U.S. Cl.** **D26/142**

(58) **Field of Classification Search** D26/109,
D26/65, 141, 63, 123, 142, 118, 76, 85, 60,
D26/61, 62, 64, 66, 72, 93, 103, 113, 119,
D26/122, 124, 87, 128, 129, 138, 140, 145,
D26/155, 74; D13/134; 362/511, 373, 606,
362/607, 277, 282, 285, 287, 410
See application file for complete search history.

(56) **References Cited**

U.S. PATENT DOCUMENTS

D333,528 S * 2/1993 Blet D26/62
D335,933 S * 5/1993 Yang D26/107

D522,157 S * 5/2006 Schnell D26/60
D550,894 S * 9/2007 Huang D26/142
D566,872 S * 4/2008 Michel D26/62
D599,929 S * 9/2009 Huang D26/63

* cited by examiner

Primary Examiner—Cathron C Brooks

Assistant Examiner—Kevin K Rudzinski

(74) *Attorney, Agent, or Firm*—Bacon & Thomas, PLLC

(57) **CLAIM**

The ornamental design for base of a lamp stand, as shown and described.

DESCRIPTION

FIG. 1 is a perspective view of base of a lamp stand showing my new design;

FIG. 2 is a front elevational view thereof;

FIG. 3 is a rear elevational view thereof;

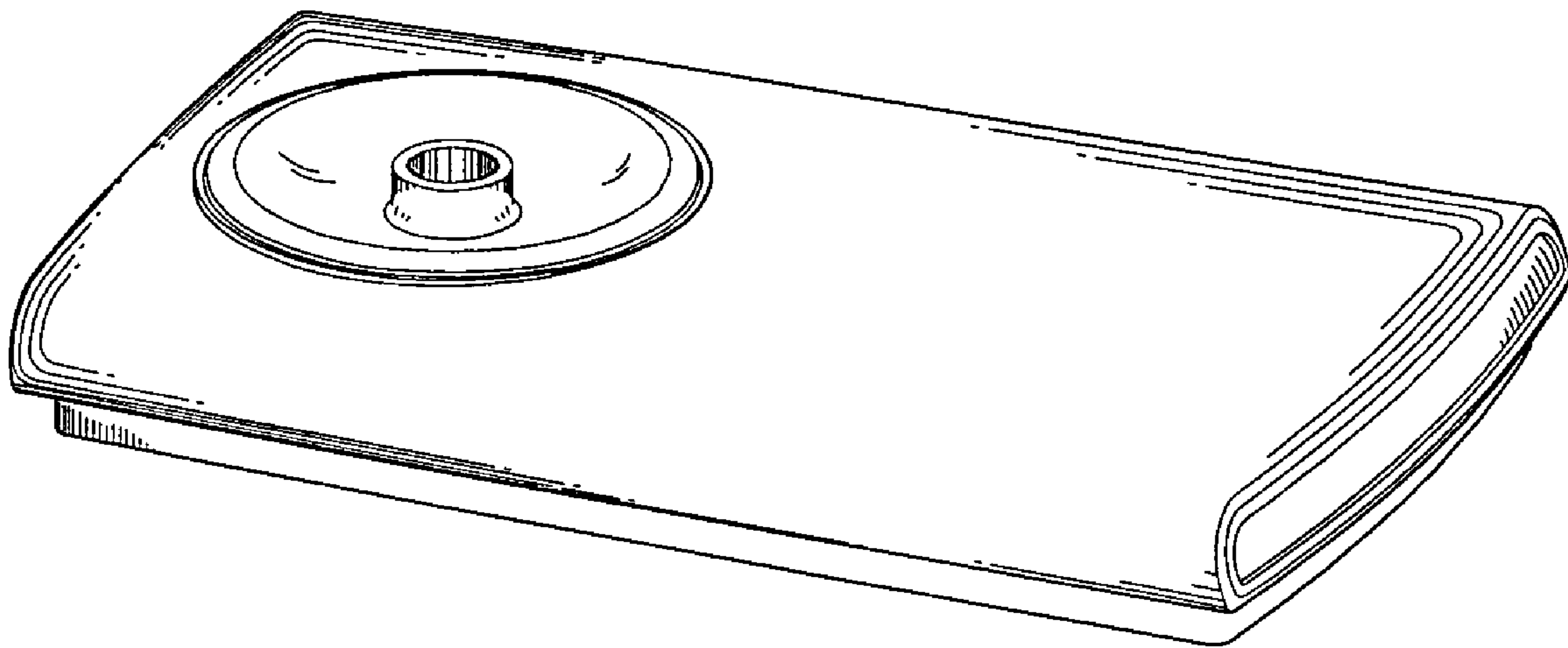
FIG. 4 is a left side elevational view thereof;

FIG. 5 is a right side elevational view thereof;

FIG. 6 is a top plan view thereof; and,

FIG. 7 is a bottom plan view thereof.

1 Claim, 4 Drawing Sheets



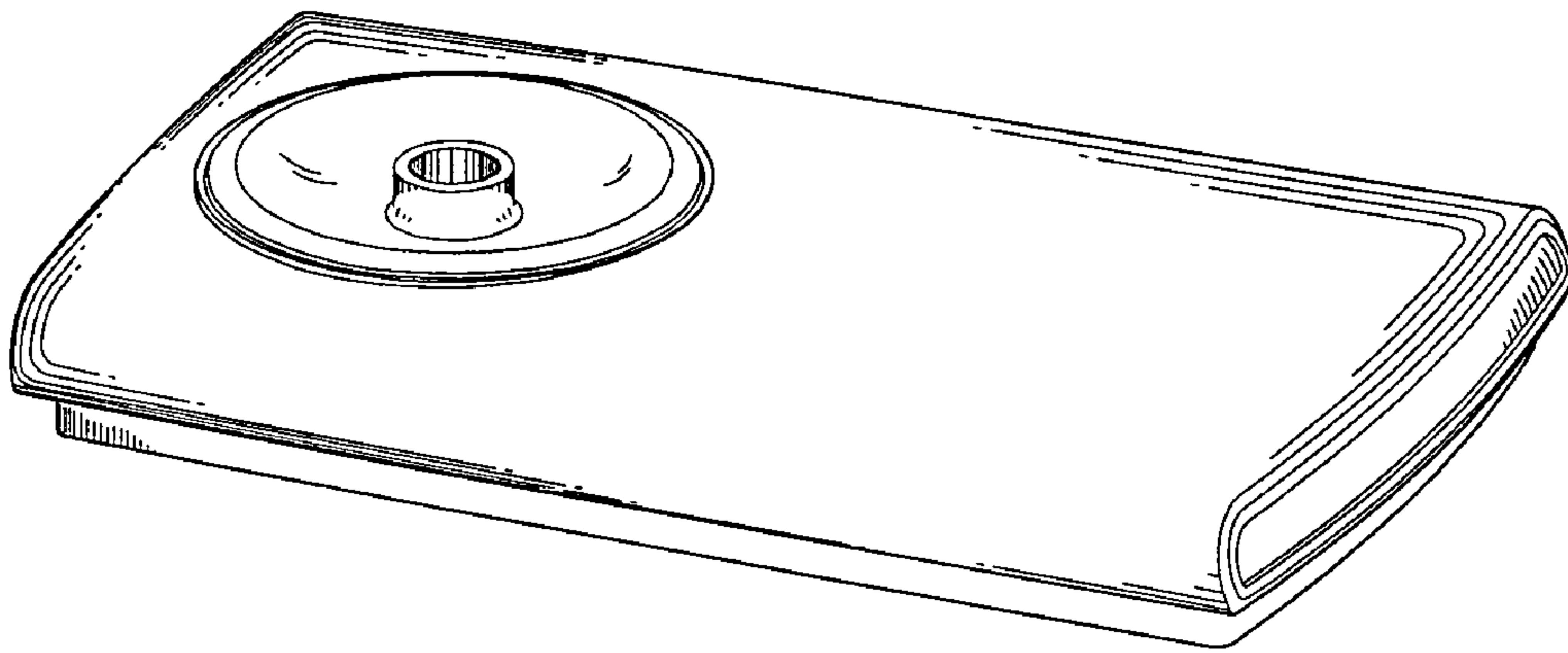


FIG. 1

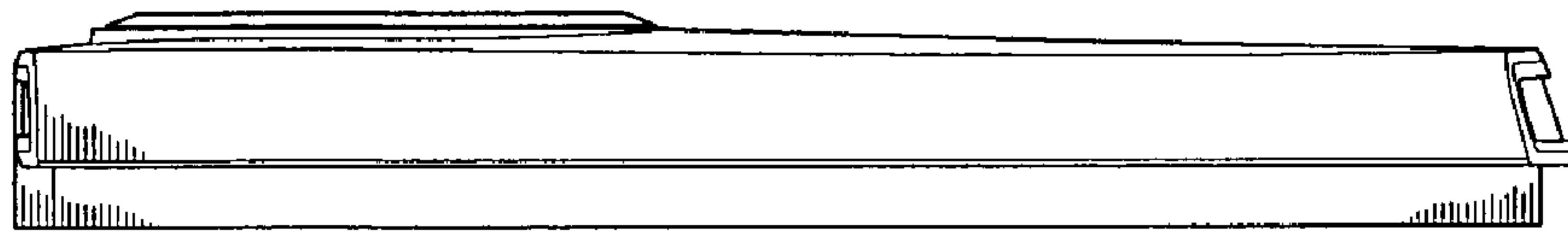


FIG. 2




FIG. 3



FIG. 4




FIG. 5

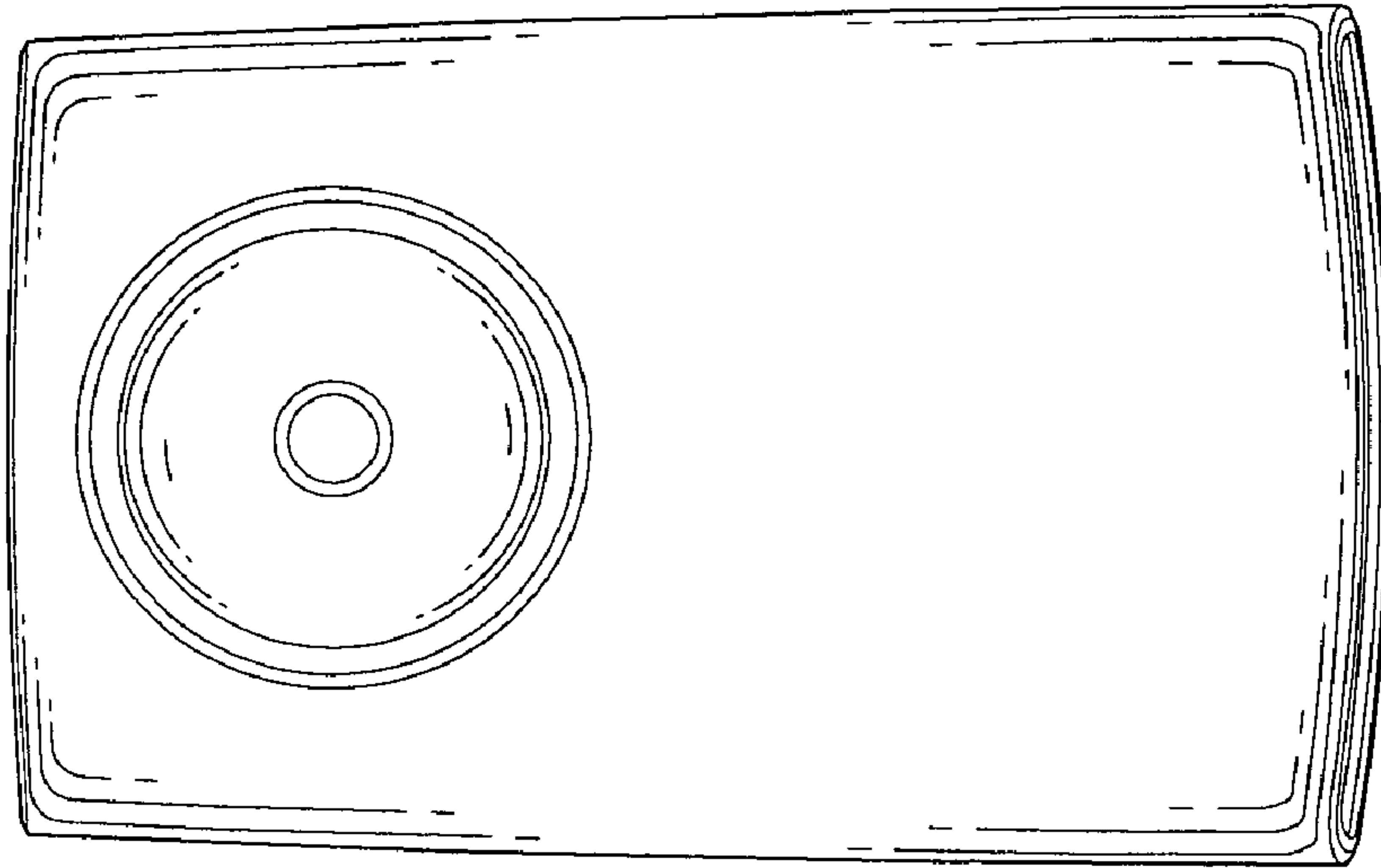


FIG. 6




FIG. 7