



US00D611143S

(12) **United States Design Patent**
Williams et al.

(10) **Patent No.:** **US D611,143 S**
(45) **Date of Patent:** **** Mar. 2, 2010**

(54) **PENIS ENHANCEMENT AND EXERCISE
DEVICE**

(76) Inventors: **Howard J. Williams**, 38 Legacy Park
Dr., Powder Springs, GA (US) 30127;
Stephen M. Frazee, 773 Denards Mill,
Marietta, GA (US) 30067

(**) Term: **14 Years**

(21) Appl. No.: **29/312,453**

(22) Filed: **Oct. 21, 2008**

Related U.S. Application Data

(63) Continuation-in-part of application No. 11/373,647,
filed on Mar. 10, 2006, now abandoned.

(51) **LOC (9) Cl.** **24-02**

(52) **U.S. Cl.** **D24/143**

(58) **Field of Classification Search** D24/105,
D24/143; 128/839-844; 604/347; 600/38-41
See application file for complete search history.

(56) **References Cited**

U.S. PATENT DOCUMENTS

3,455,301	A *	7/1969	Clark	600/41
4,203,432	A *	5/1980	Koch	600/41
4,381,767	A *	5/1983	Finney	600/40
4,960,113	A *	10/1990	Seeberg-Elverfeldt	600/38
4,995,381	A *	2/1991	Marmar et al.	600/39
5,163,448	A *	11/1992	Foldesy	128/844
D397,507	S *	8/1998	Bern	D28/8.1
5,997,469	A *	12/1999	Northcutt	600/38

6,390,095	B1 *	5/2002	Magnusson	128/842
7,377,896	B2 *	5/2008	Dykers, Jr.	600/38
2003/0092963	A1 *	5/2003	Yasue	600/38
2005/0283044	A1 *	12/2005	Chang	600/38
2007/0282163	A1 *	12/2007	Williams et al.	600/41

* cited by examiner

Primary Examiner—Charles A Rademaker

Assistant Examiner—Charles D Hanson

(74) *Attorney, Agent, or Firm*—Harry I. Leon; Vivian L. Steadman

(57) **CLAIM**

The ornamental design for a penis enhancement and exercise device, as shown and described.

DESCRIPTION

FIG. 1 is a top perspective view of a penis enhancement and exercise device showing our new design;

FIG. 2 is a bottom perspective view thereof;

FIG. 3 is a top plan view thereof;

FIG. 4 is a bottom plan view thereof;



FIG. 5 is a side elevation view thereof;

FIG. 6 is a cross section view thereof; and,

FIG. 7 is a perspective view thereof, showing the device in use.

The broken lines shown in FIG. 7 are included for the purpose of illustrating environment and form no part of the claimed design.

1 Claim, 2 Drawing Sheets



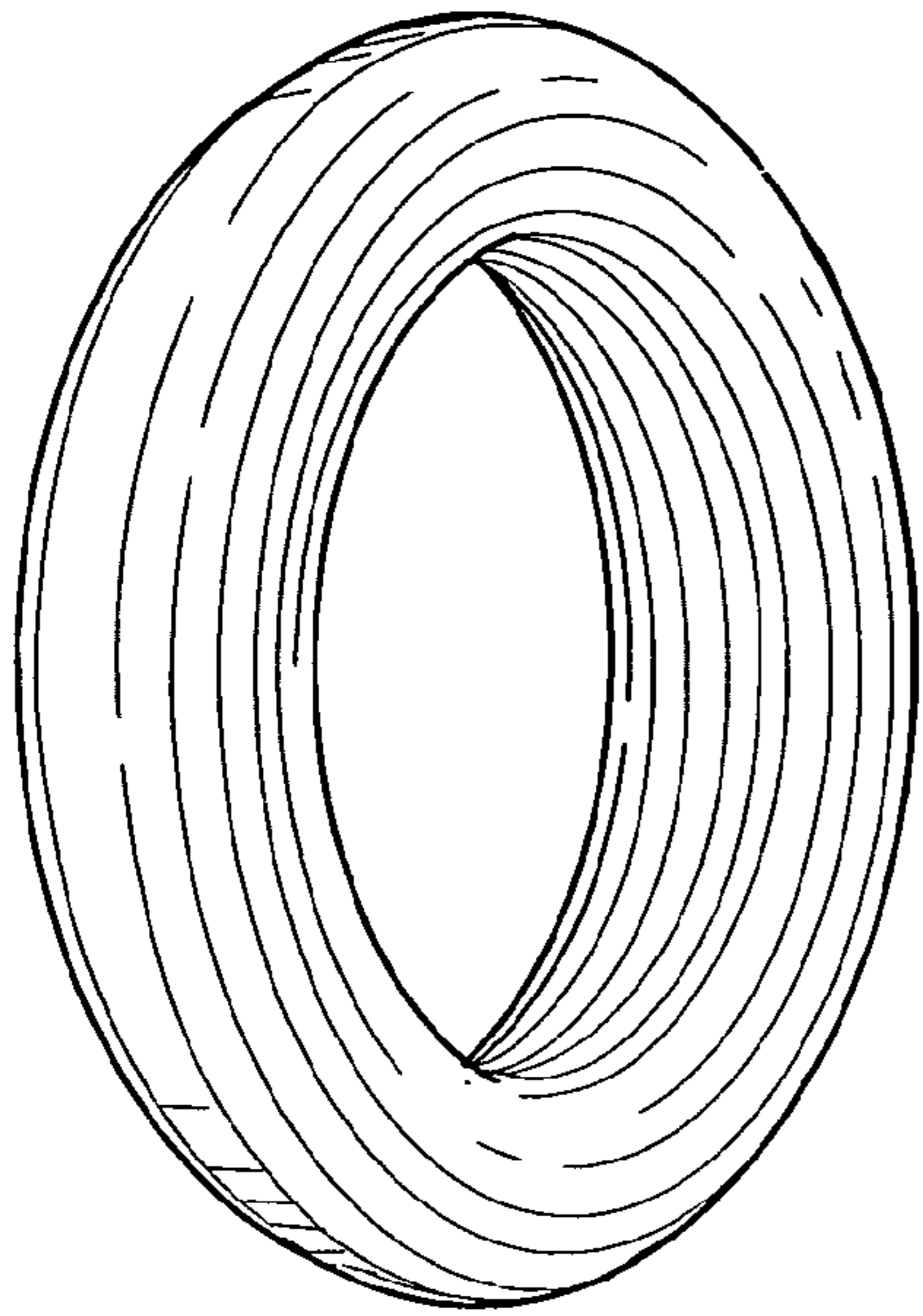


Fig. 1

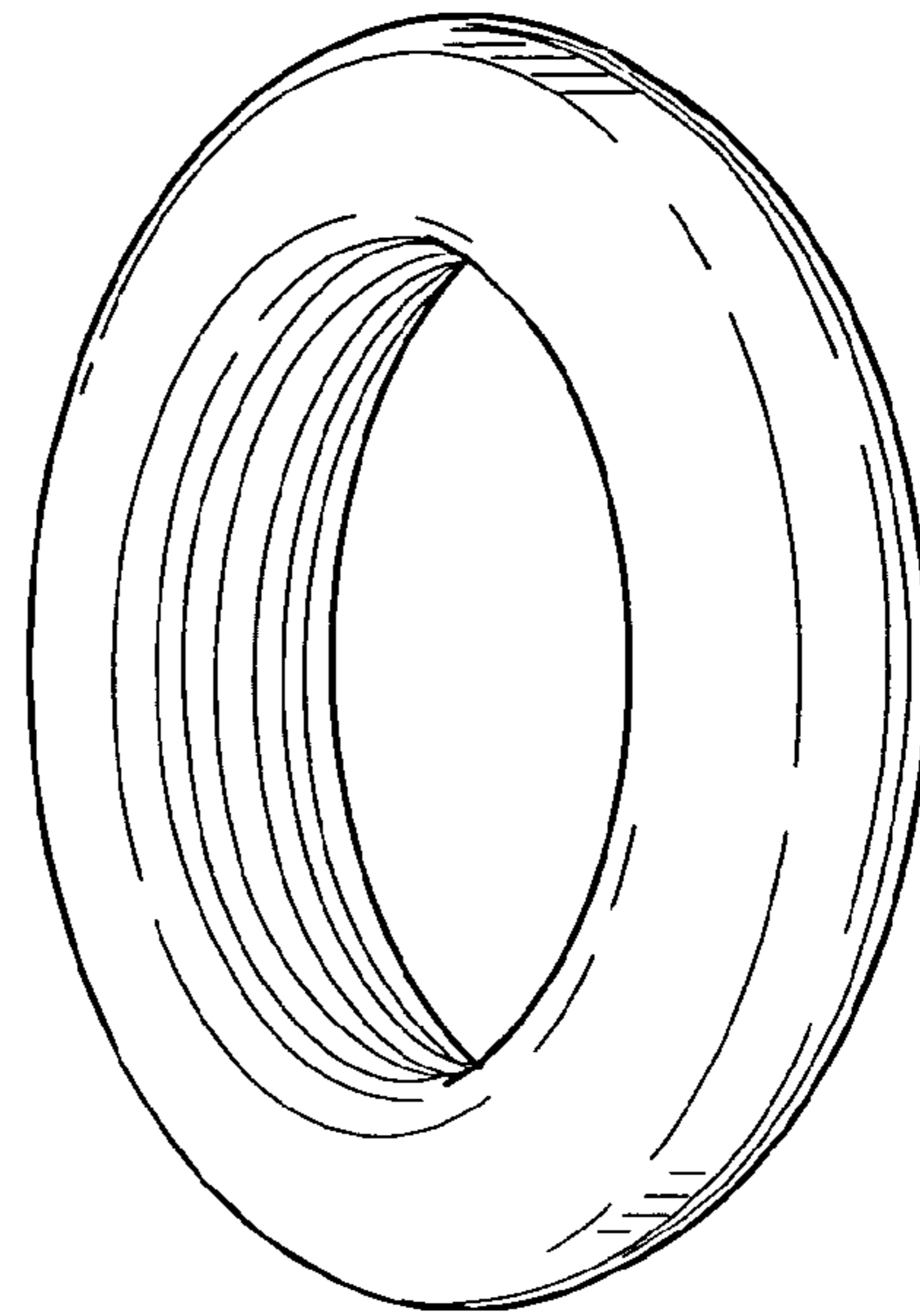


Fig. 2

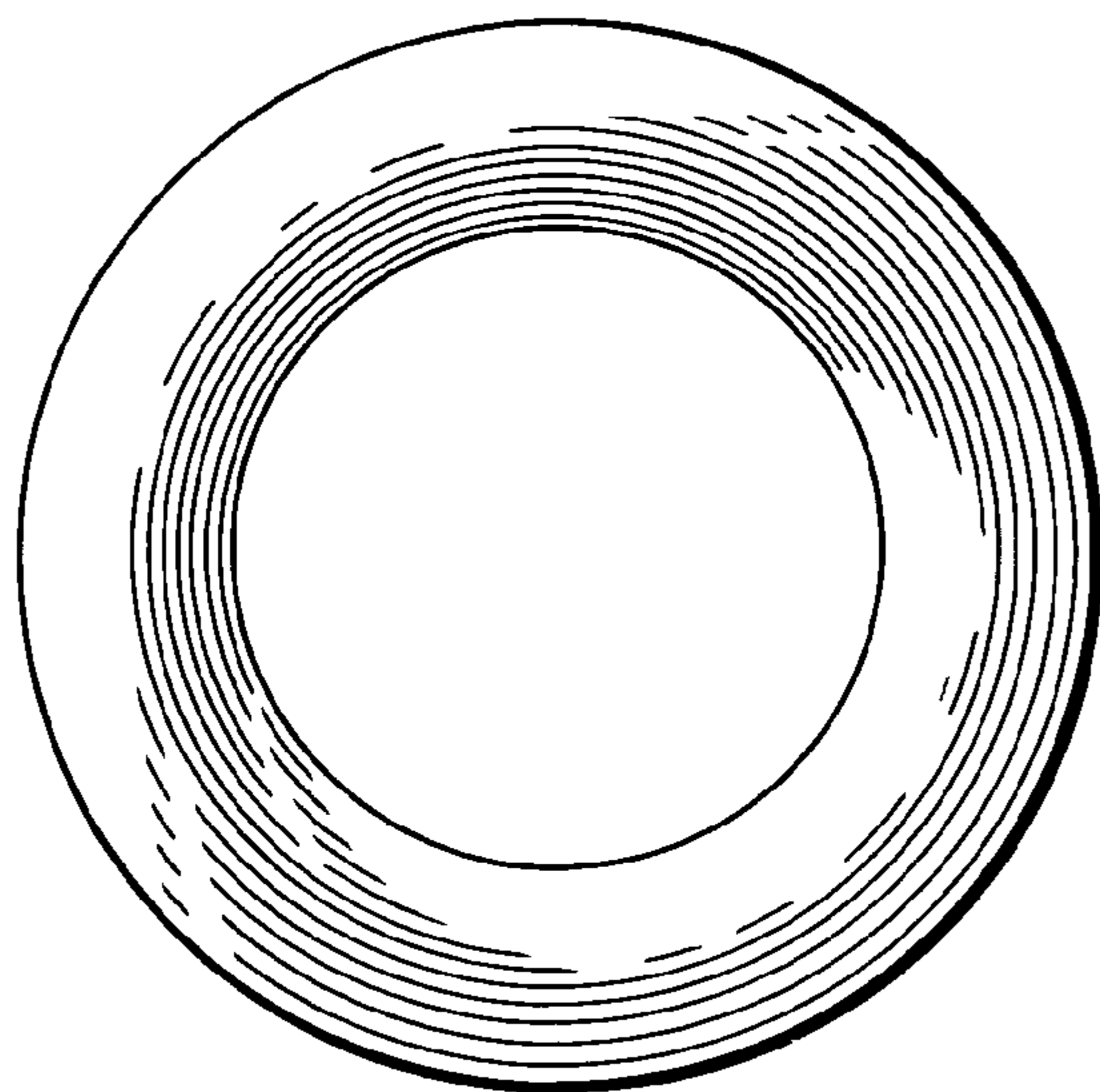


Fig. 3

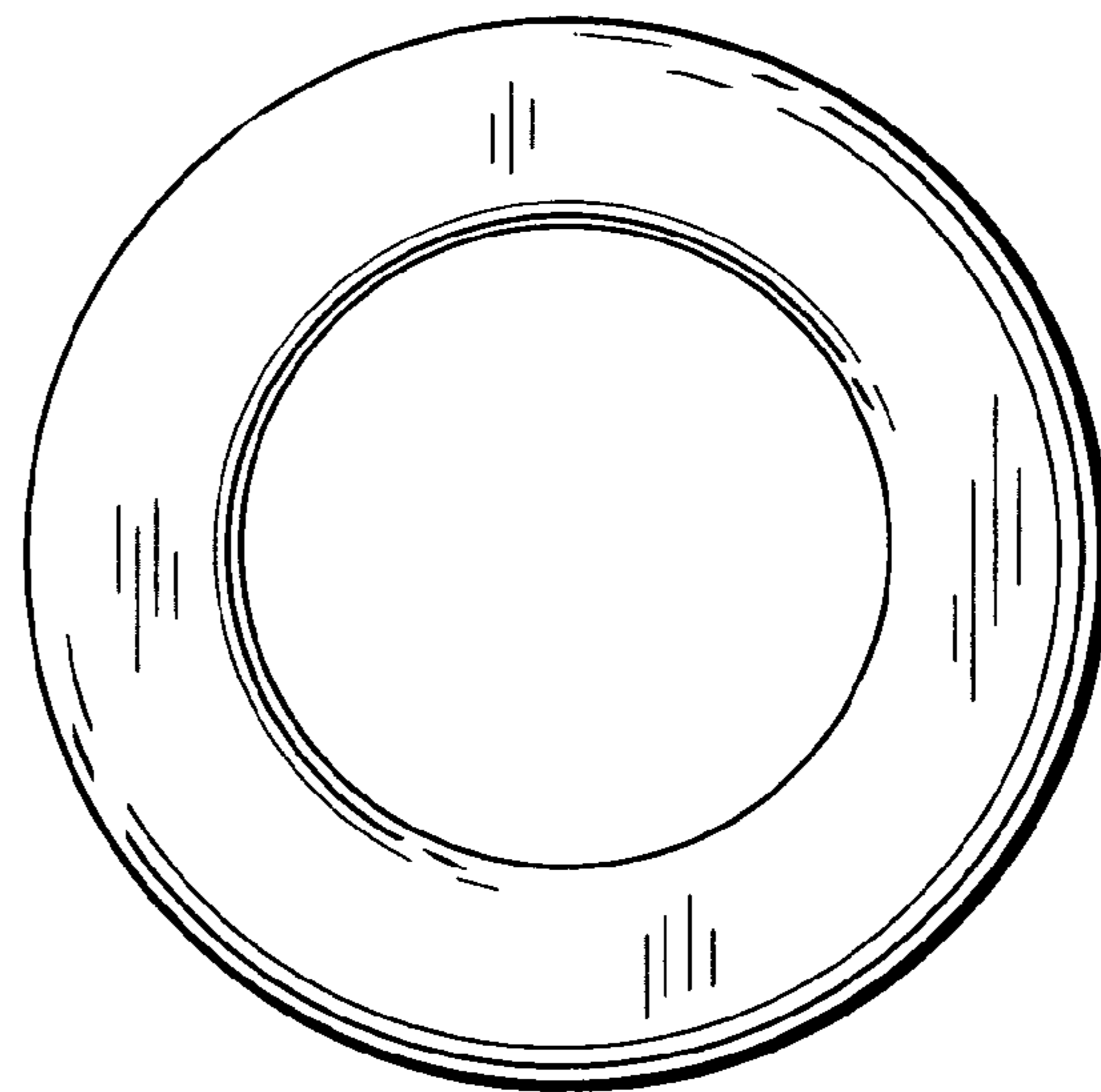


Fig. 4




Fig. 5




Fig. 6

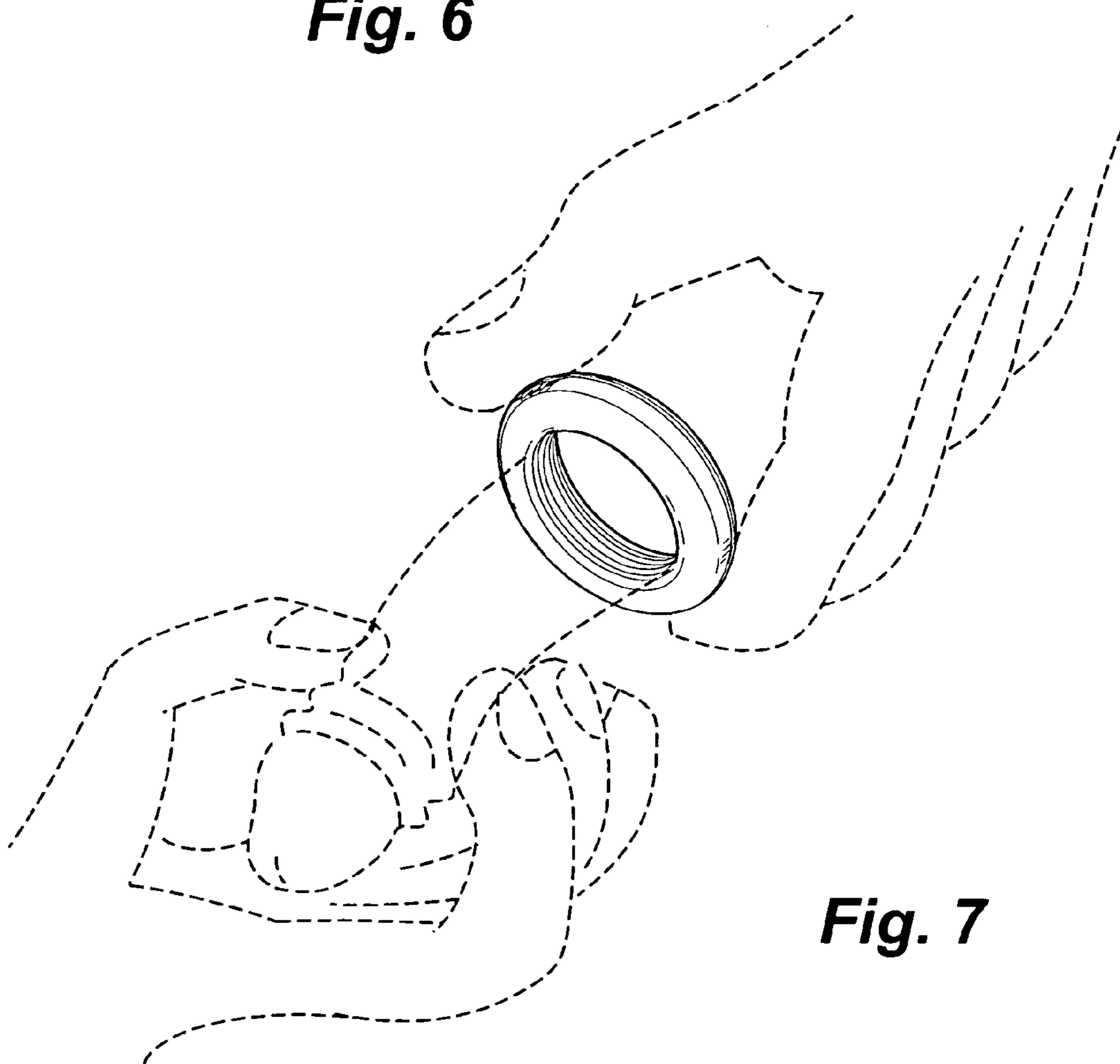


Fig. 7