



US00D611130S

(12) **United States Design Patent**
Gildersleeve

(10) **Patent No.:** **US D611,130 S**
(45) **Date of Patent:** **** Mar. 2, 2010**

- (54) **PANEL OF AN EVAPORATIVE COOLER**
- (75) Inventor: **Paul Gildersleeve**, Scottsdale, AZ (US)
- (73) Assignee: **Champion Cooler Corporation**, Little Rock, AR (US)
- (**) Term: **14 Years**
- (21) Appl. No.: **29/343,561**
- (22) Filed: **Sep. 15, 2009**

D549,307 S 8/2007 Chiu
 D549,308 S 8/2007 Chiu
 D566,819 S 4/2008 Chiu
 D575,857 S 8/2008 Chiu
 D589,132 S * 3/2009 Chiu D23/333

* cited by examiner

Primary Examiner—Brian N Vinson
(74) *Attorney, Agent, or Firm*—RatnerPrestia

Related U.S. Application Data

- (62) Division of application No. 29/304,141, filed on Feb. 26, 2008.

- (51) **LOC (9) Cl.** **23-04**
- (52) **U.S. Cl.** **D23/333**
- (58) **Field of Classification Search** D6/314,
D6/317, 332–333, 351; 312/236; 62/259.1,
62/259.3, 259.4, 262–263, 304, 401, 515–516;
454/330–331, 349–350, 354
See application file for complete search history.

(56) **References Cited**

U.S. PATENT DOCUMENTS

| | | |
|------------|---------|---------------|
| D188,357 S | 7/1960 | Klotz, Jr. |
| D416,993 S | 11/1999 | Dong et al. |
| D419,230 S | 1/2000 | Chiccone |
| D448,070 S | 9/2001 | Dé Longhi |
| D503,221 S | 3/2005 | Miller et al. |
| D505,193 S | 5/2005 | Hale |

(57) **CLAIM**

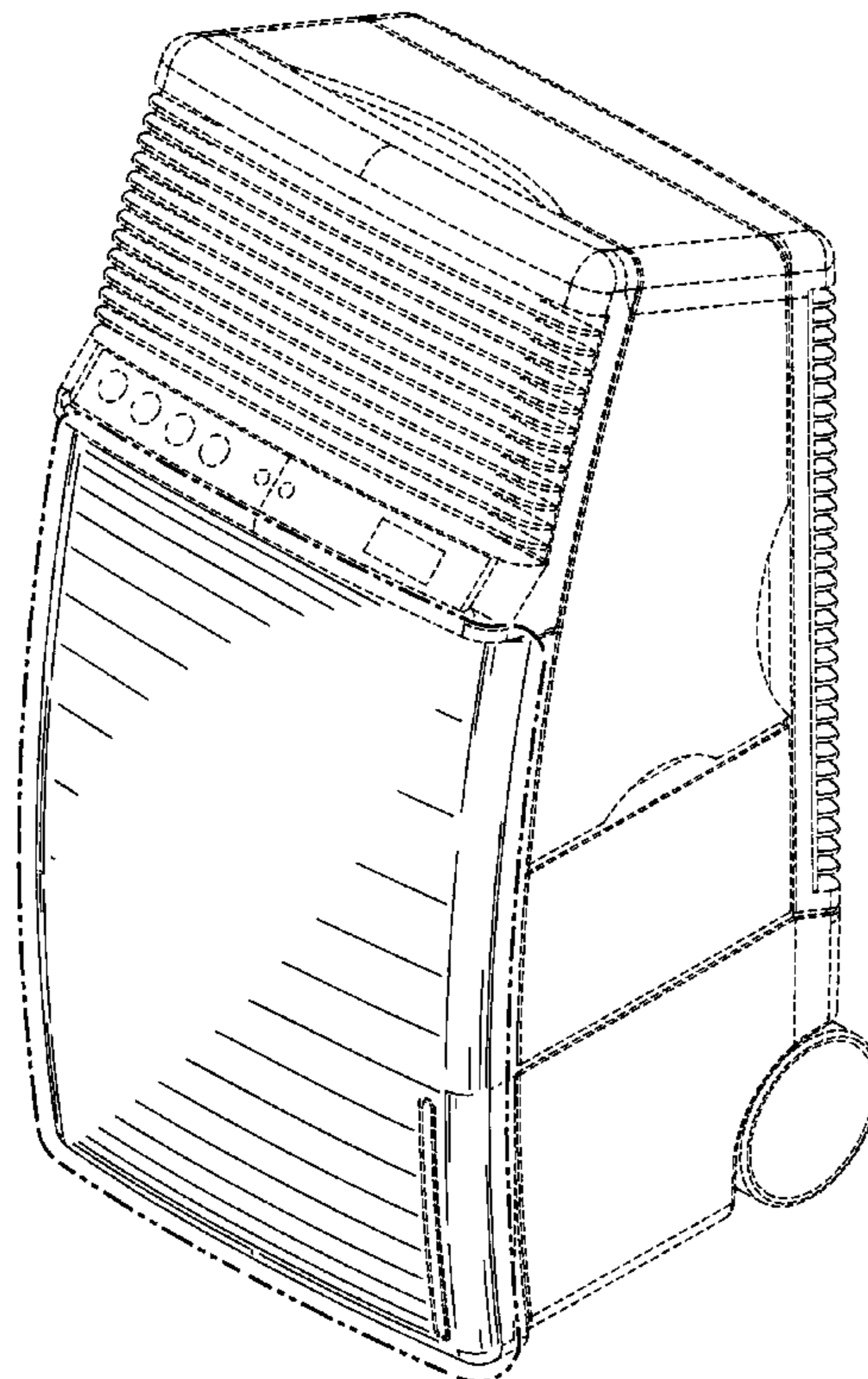
The ornamental design of a panel of an evaporative cooler, as shown and described.

DESCRIPTION

FIG. 1 is a top, front, and right side perspective view of a panel of an evaporative cooler showing my new design;
 FIG. 2 is an additional enlarged top, front, and right side perspective view thereof;
 FIG. 3 is an enlarged front elevation view thereof;
 FIG. 4 is an enlarged right side elevation view thereof;
 FIG. 5 is an enlarged left side elevation view thereof; and,
 FIG. 6 is an enlarged bottom plan view thereof.

The broken-line disclosure of the remainder of the evaporative cooler in FIG. 1 and the broken-line fragments of the remainder of the evaporative cooler in FIGS. 2–6 are shown for illustrative purposes only and form no part of the claimed design.

1 Claim, 6 Drawing Sheets



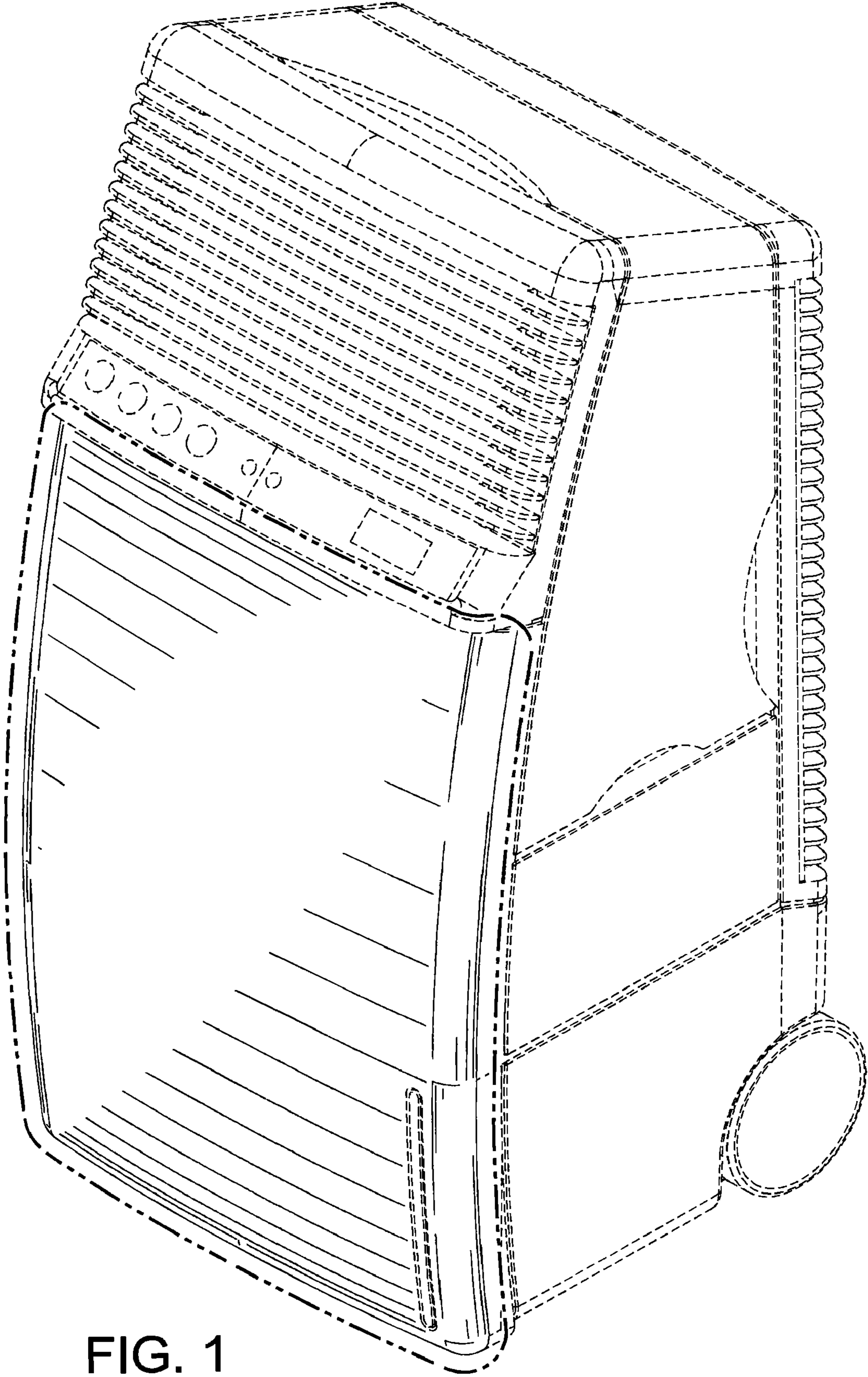


FIG. 1

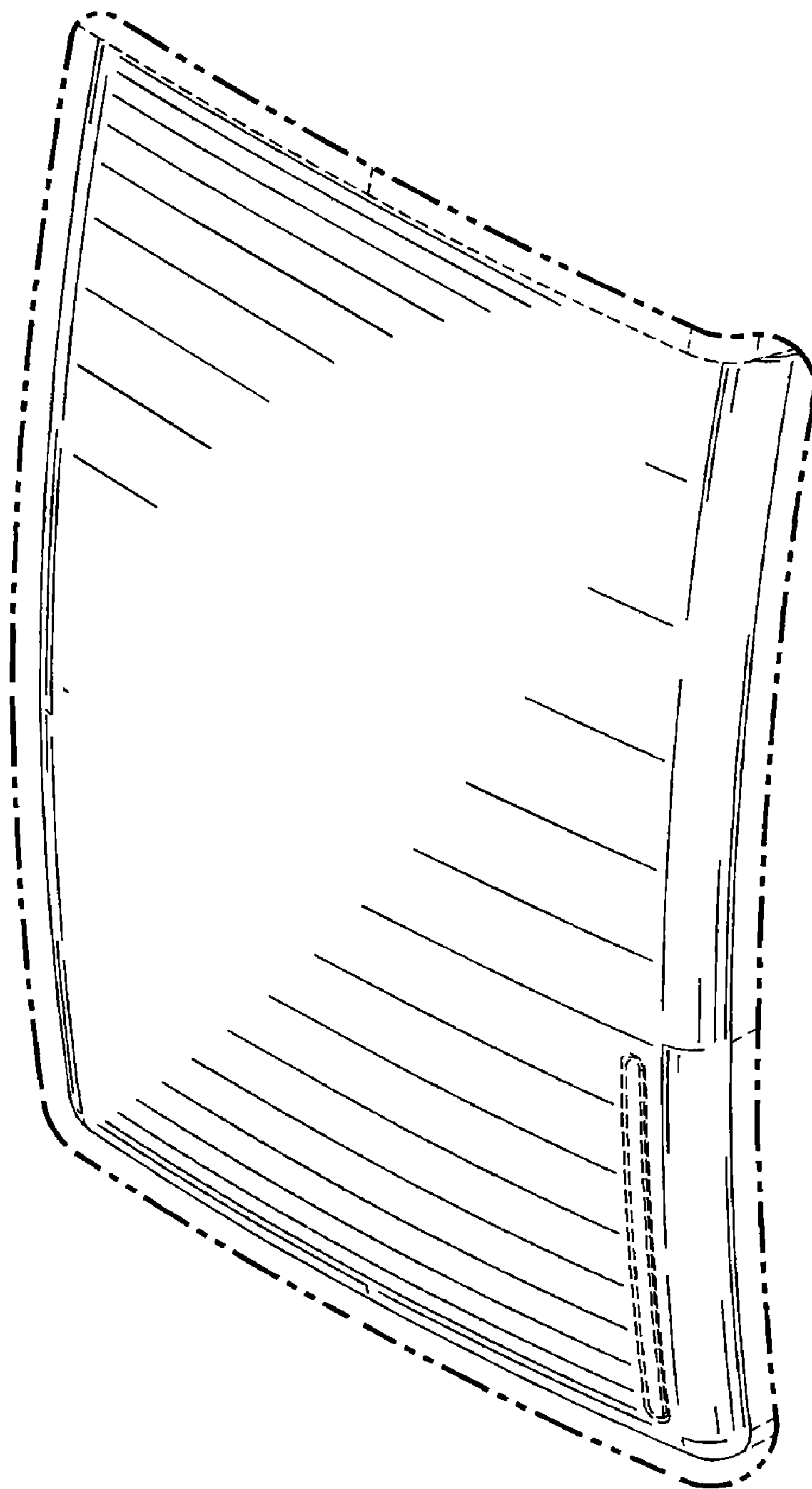


FIG. 2




FIG. 3




FIG. 4



FIG. 5




FIG. 6