

US00D611121S

(12) **United States Design Patent**
Kulikov et al.

(10) **Patent No.:** **US D611,121 S**
(45) **Date of Patent:** **** Mar. 2, 2010**

(54) **CLOSURE FOR A WATER FILTER**

FOREIGN PATENT DOCUMENTS

(75) Inventors: **Vladimir Mikhailovich Kulikov**,
Moscow (RU); **Vladimir Alekseevich**
Zakharov, Moscow (RU)

RU 52190 3/2003

* cited by examiner

(73) Assignee: **Obshtshestvo s Ogranichennoy**
Otvetstvennostyu Firma "Ratna",
Moscow (RU)

Primary Examiner—Robin V Webster
(74) *Attorney, Agent, or Firm*—Bachman & LaPointe, P.C.

(**) Term: **14 Years**

(57) **CLAIM**
The ornamental design for a closure for a water filter, as shown.

(21) Appl. No.: **29/330,209**

(22) Filed: **Dec. 31, 2008**

DESCRIPTION

(51) **LOC (9) Cl.** **23-01**

FIG. 1 is a perspective view of the cap for a closure for a water filter in accordance with the present invention.

(52) **U.S. Cl.** **D23/209**

FIG. 2 is a top view of the cap of FIG. 1.

(58) **Field of Classification Search** D23/207,
D23/209; 210/232, 340, 341, 493.2, 493.1

FIG. 3 is a left side view of the cap of FIG. 1.

See application file for complete search history.

FIG. 4 is a right side view of the cap of FIG. 1.

FIG. 5 is a bottom view of the cap of FIG. 1.

(56) **References Cited**

FIG. 6 is a front view of the cap of FIG. 1; and,

FIG. 7 is a back view of the cap of FIG. 1.

U.S. PATENT DOCUMENTS

D199,139 S * 9/1964 Kudlaty D23/209


The broken line showing of a water filter is included for the purpose of illustrating and forms no part of the claimed design.

D315,013 S * 2/1991 Petrucci et al. D23/209

D455,194 S * 4/2002 Kurth et al. D23/209

D511,558 S * 11/2005 Lindtveit D23/209

1 Claim, 2 Drawing Sheets






FIG. 1




FIG. 2




FIG. 3




FIG. 6




FIG. 4




FIG. 7




FIG. 5