



US00D611103S

(12) **United States Design Patent**  
**Fujino et al.**

(10) **Patent No.:** **US D611,103 S**  
(45) **Date of Patent:** **\*\* Mar. 2, 2010**

(54) **CARTRIDGE FOR ELECTRONIC GAME MACHINE**

(75) Inventors: **Takaki Fujino**, Kyoto (JP); **Tomoki Yamamoto**, Kyoto (JP)

(73) Assignee: **Nintendo Co. Ltd.**, Kyoto (JP)

(\*\*) Term: **14 Years**

(21) Appl. No.: **29/336,279**

(22) Filed: **Apr. 30, 2009**

(30) **Foreign Application Priority Data**

Nov. 7, 2008 (JP) ..... 2008-028599

(51) **LOC (9) Cl.** ..... **21-01**

(52) **U.S. Cl.** ..... **D21/332**

(58) **Field of Classification Search** ..... D21/332,  
D21/324; D14/400, 401, 432-435; 273/148 B;  
463/1, 29-47

See application file for complete search history.

(56) **References Cited**

**U.S. PATENT DOCUMENTS**

- D292,399 S 10/1987 Yukawa
- D294,020 S 2/1988 Yukawa
- 4,868,321 A \* 9/1989 Theodoridis ..... 558/17
- D312,081 S 11/1990 Yukawa
- D319,823 S 9/1991 Kojo
- D320,203 S 9/1991 Ashida
- D343,833 S 2/1994 Barr et al.
- D344,504 S 2/1994 Barr et al.
- D344,700 S 3/1994 Barr et al.
- D344,725 S 3/1994 Barr et al.
- D355,414 S 2/1995 Inoue et al.
- D362,846 S 10/1995 Inoue et al.
- D365,556 S 12/1995 Inoue et al.
- D371,353 S 7/1996 Ashida
- D376,795 S 12/1996 Ashida
- D377,488 S 1/1997 Ashida
- D381,977 S 8/1997 Nagata et al.
- D382,868 S 8/1997 Ashida

- D396,707 S 8/1998 Ashida
- D407,762 S 4/1999 Ota et al.
- D411,532 S 6/1999 Sugino
- 5,926,438 A \* 7/1999 Saito ..... 367/111
- D419,198 S 1/2000 Ashida et al.
- D427,245 S 6/2000 Nagata et al.
- D428,893 S 8/2000 Nagata et al.
- D428,939 S 8/2000 Ota et al.
- D437,323 S 2/2001 Sugino et al.
- D449,078 S 10/2001 Fujita
- D452,281 S 12/2001 Ohno
- D458,643 S 6/2002 Ashida
- D462,093 S 8/2002 Ashida
- D468,743 S 1/2003 Kawanobe et al.

(Continued)

*Primary Examiner*—Prabhakar Deshmukh

(74) *Attorney, Agent, or Firm*—Nixon & Vanderhye, P.C.

(57) **CLAIM**

We claim the ornamental design for a cartridge for electronic game machine, as shown and described.

**DESCRIPTION**

FIG. 1 is a front, right and top perspective view of a cartridge for electronic game machine showing our new design;

FIG. 2 is a rear, left and bottom perspective view thereof;

FIG. 3 is a front view thereof;

FIG. 4 is a rear view thereof;

FIG. 5 is a top plan view thereof;

FIG. 6 is a bottom plan view thereof;

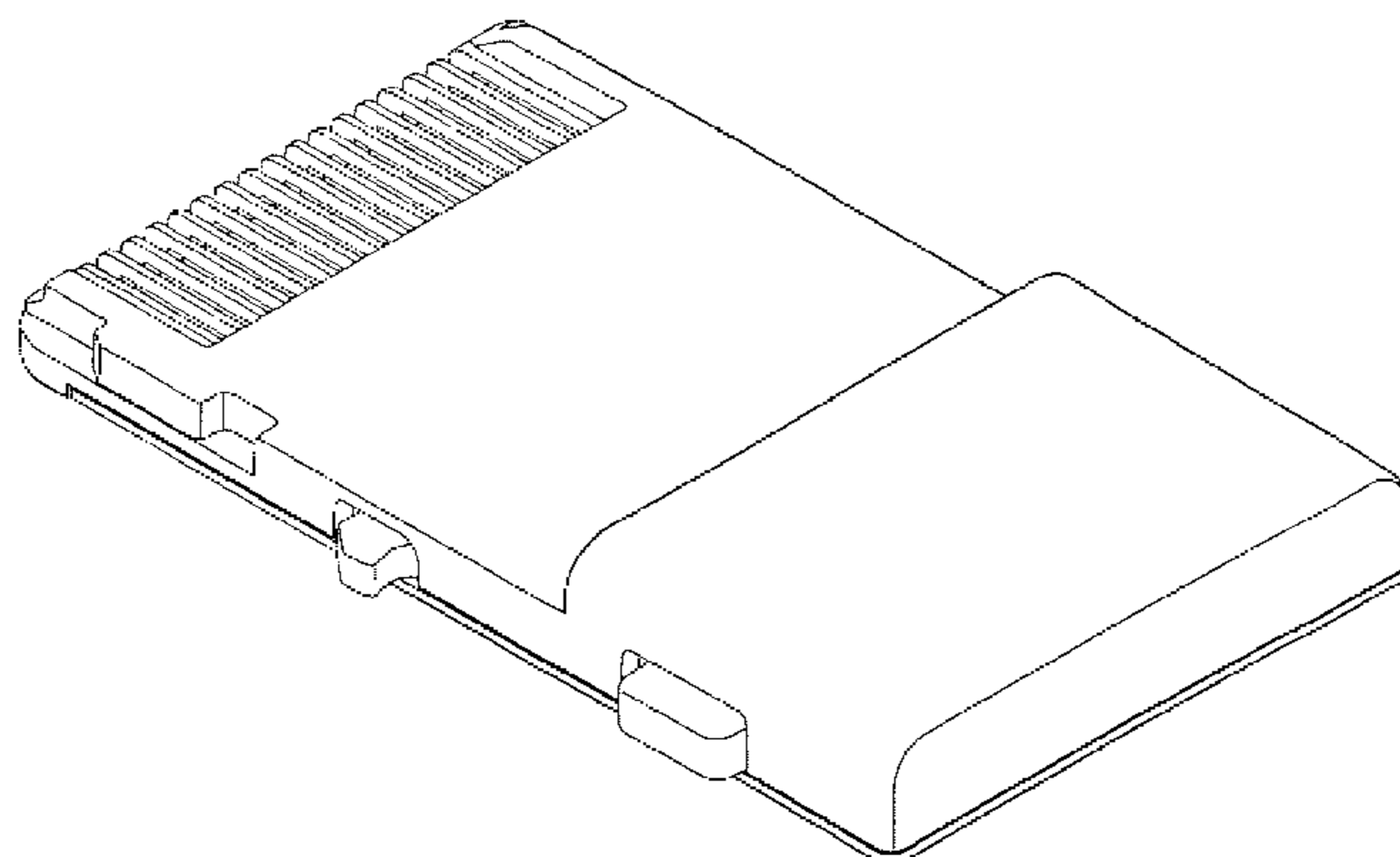
FIG. 7 is a left side view thereof;

FIG. 8 is a right side view thereof; and,

FIG. 9 is a reference perspective view showing a state that the cartridge is inserted into a port provided on the electronic game machine.

The broken lines showing of an electronic game in FIG. 9 is for illustrative purpose only and forms no part of the claimed design.

**1 Claim, 3 Drawing Sheets**



# US D611,103 S

Page 2

---

U.S. PATENT DOCUMENTS					
D476,660 S	7/2003	Tanaka et al.	D530,343 S *	10/2006	Maruyama et al. .... D14/496
D478,127 S	8/2003	Nishikawa	D532,052 S	11/2006	Yamamoto
D478,358 S	8/2003	Ashida	D536,382 S	2/2007	Sugino et al.
D480,764 S	10/2003	Inoue et al.	D539,355 S	3/2007	Fujita
6,634,561 B1 *	10/2003	Wallace ..... 235/492	D546,896 S *	7/2007	Ibuki ..... D21/332
			D550,775 S	9/2007	Fujita
					* cited by examiner

FIG. 1

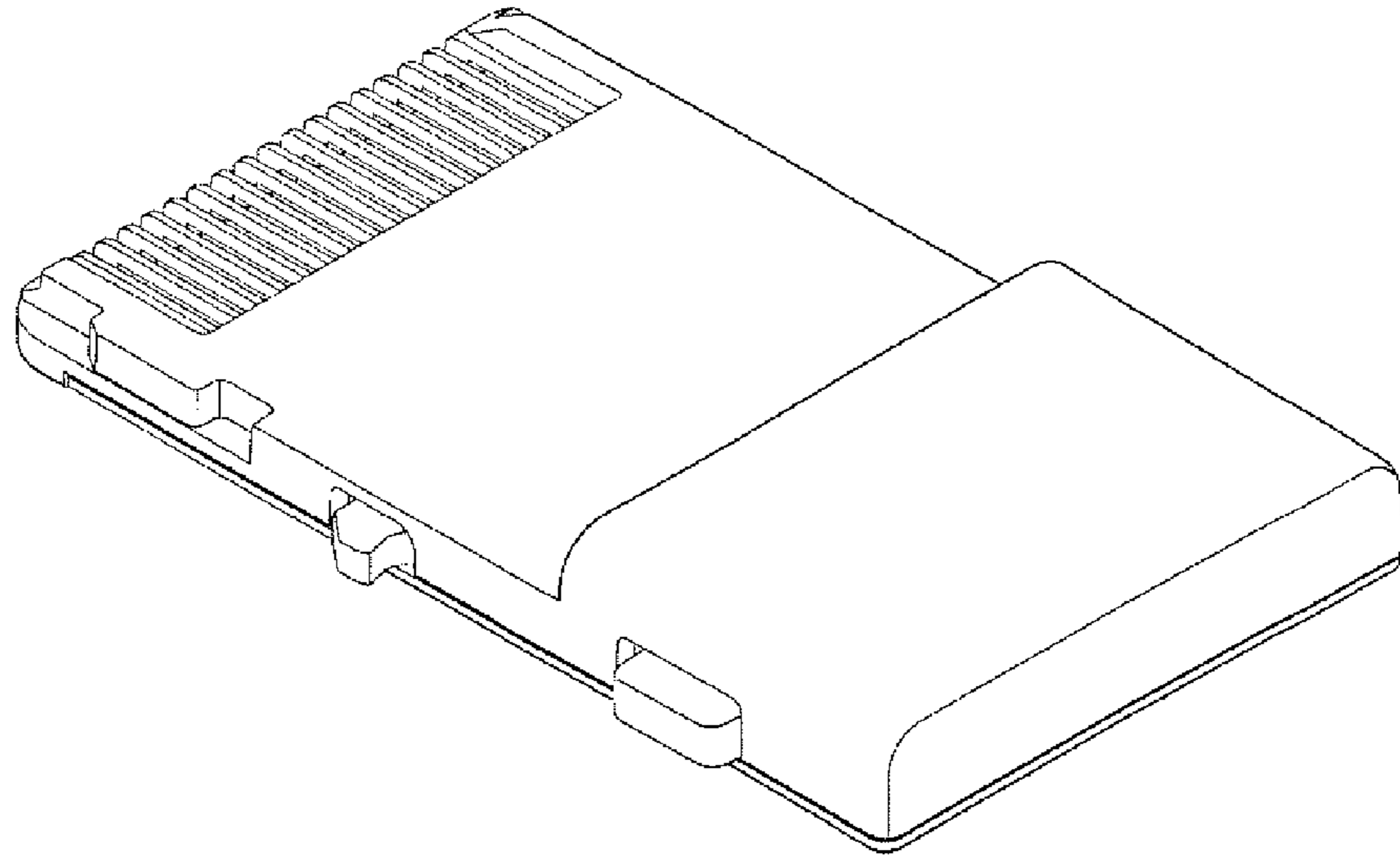


FIG. 2

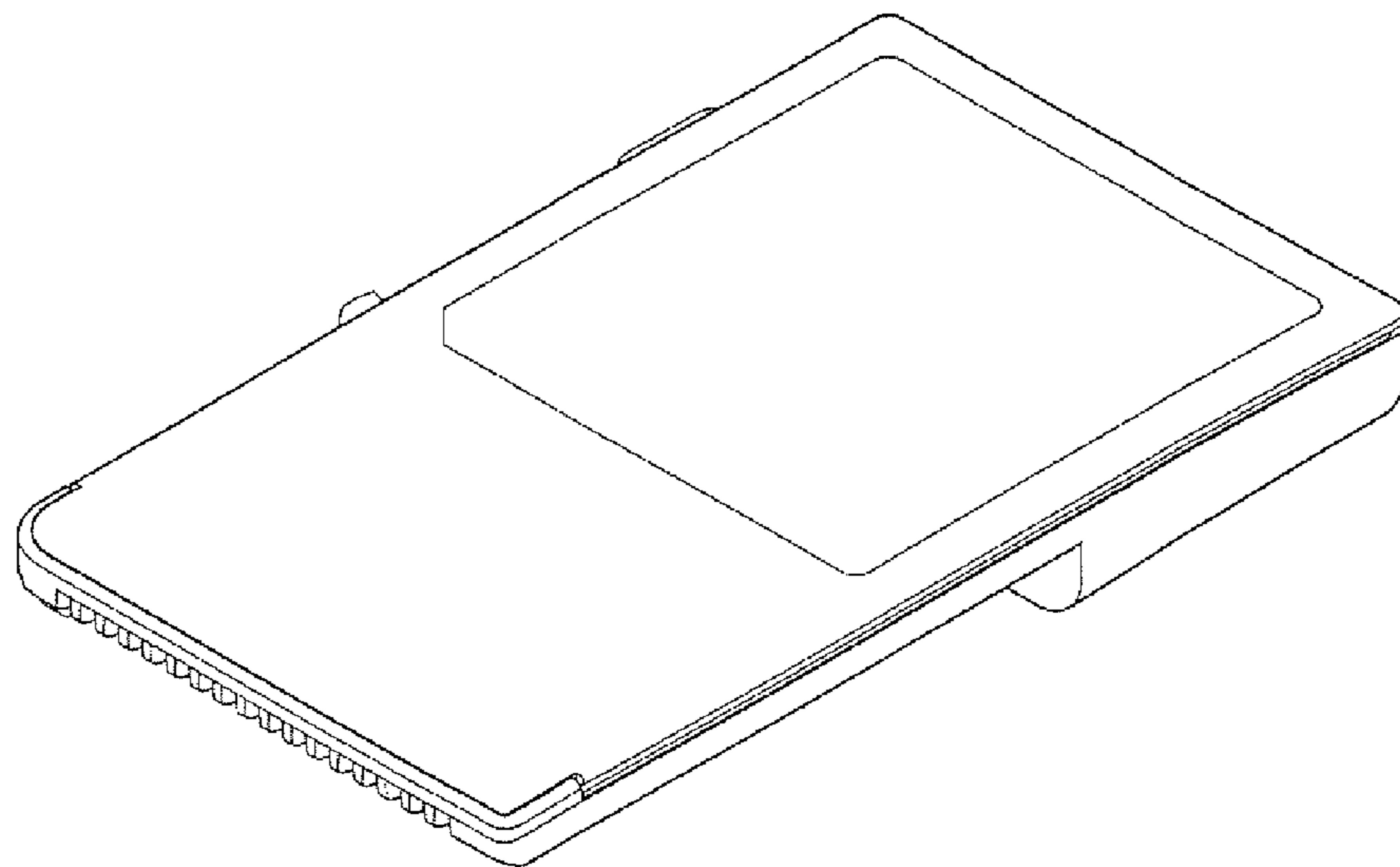


FIG. 3

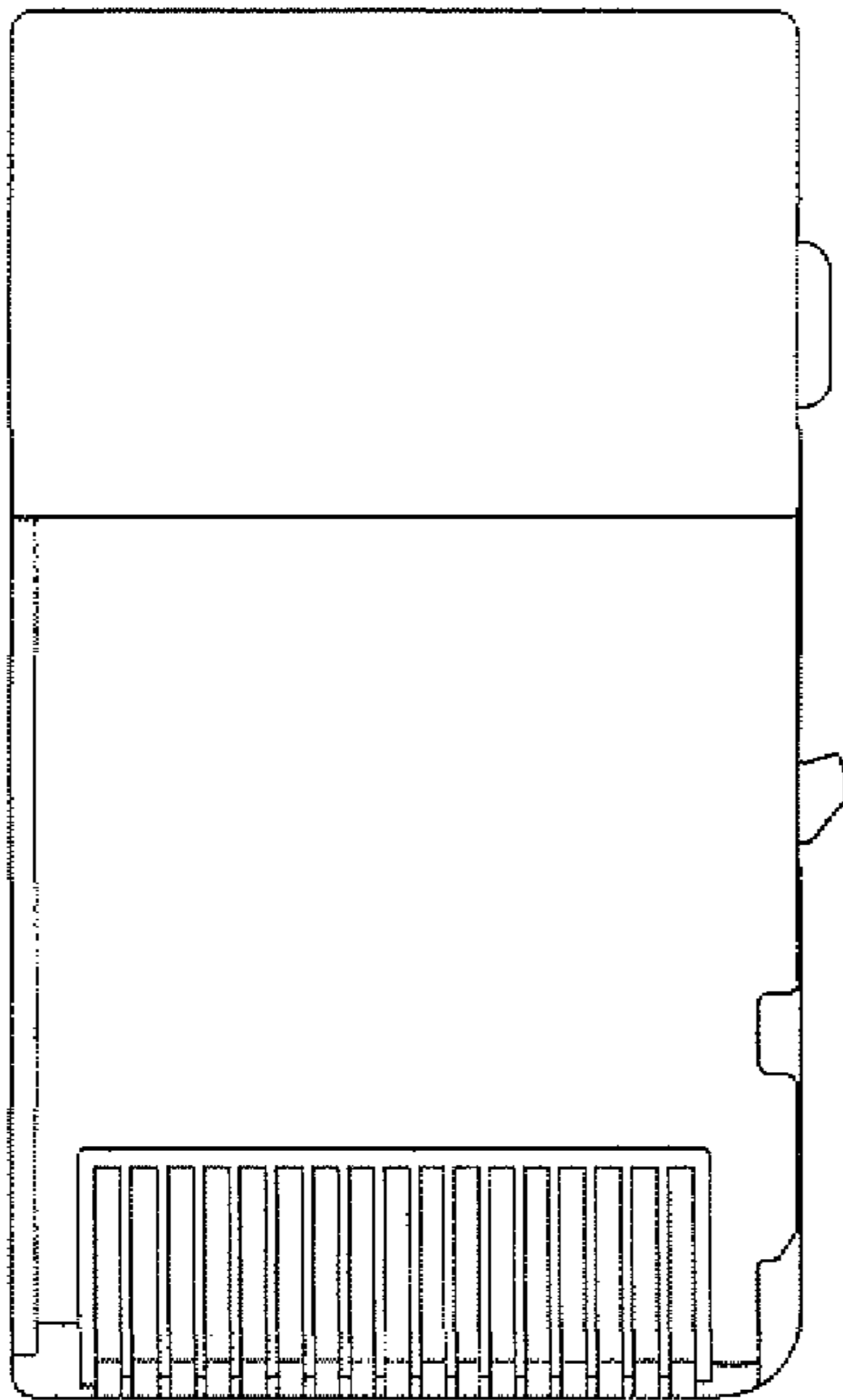


FIG. 4

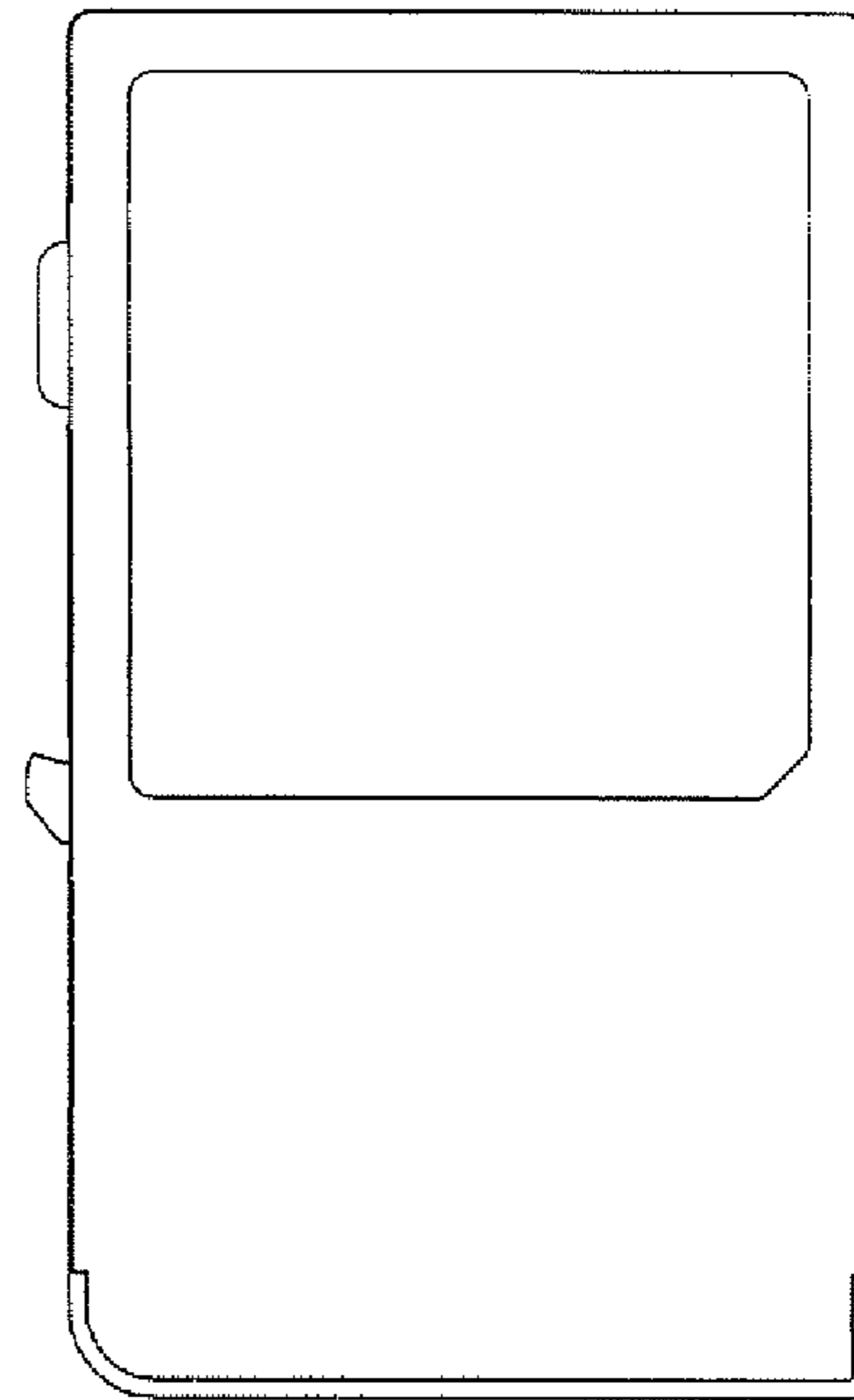


FIG. 5




FIG. 6

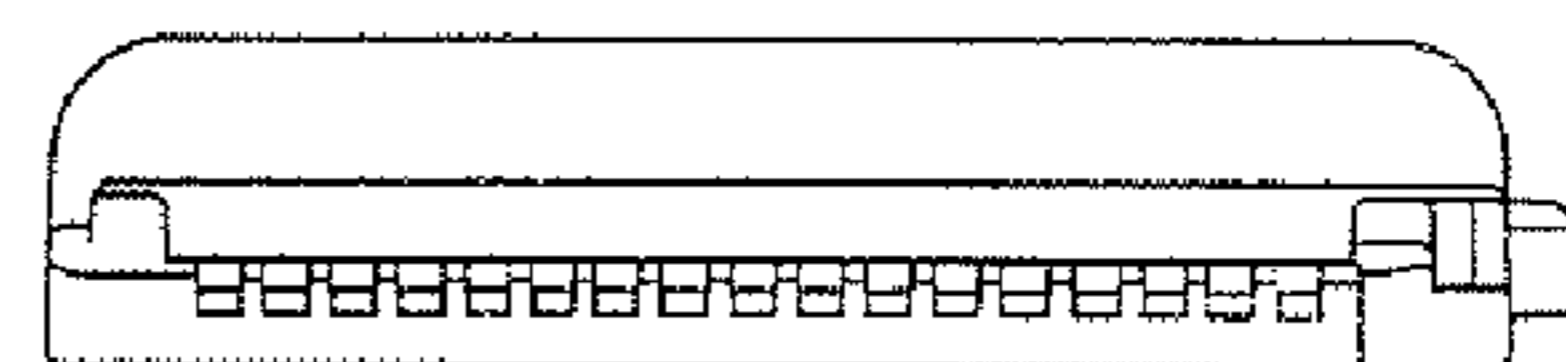


FIG. 7



FIG. 8

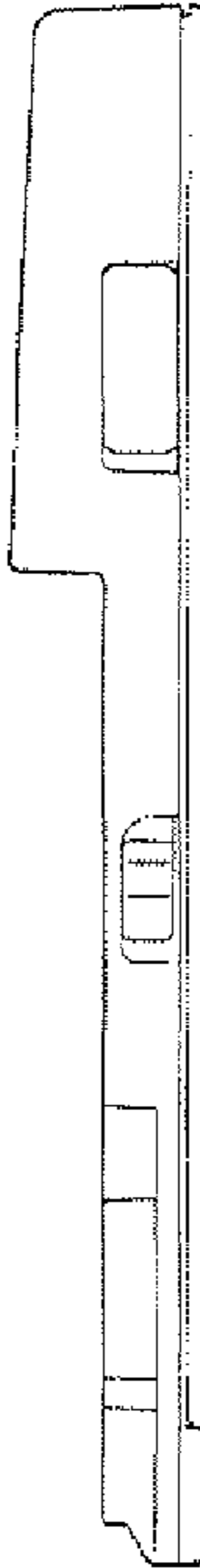


FIG. 9

