

US00D611097S

(12) **United States Design Patent**
Liu

(10) **Patent No.:** **US D611,097 S**
(45) **Date of Patent:** **** Mar. 2, 2010**

(54) **PEN**
(75) Inventor: **Luosen Liu**, Ningbo (CN)
(73) Assignee: **Beifa Group Co., Ltd.**, Ningbo (CN)
(**) Term: **14 Years**

D448,407 S * 9/2001 Huang D19/43
D467,970 S * 12/2002 Pellissa Beneyto D19/43
6,599,045 B1 * 7/2003 Kolb 401/52
6,626,600 B1 * 9/2003 Brand et al. 401/202

(21) Appl. No.: **29/338,578**
(22) Filed: **Jun. 15, 2009**

(Continued)

FOREIGN PATENT DOCUMENTS

(30) **Foreign Application Priority Data**
Dec. 15, 2008 (CN) 2008 3 0349547

EM 001144224-0004 * 5/2009

(51) **LOC (9) Cl.** **19-06**
(52) **U.S. Cl.** **D19/49**
(58) **Field of Classification Search** D19/35,
D19/36, 41-51, 53-57; 24/11 F, 11 P, 11 R;
401/34, 35, 52, 99, 104-109, 192, 195, 196;
D26/37

OTHER PUBLICATIONS

Liu, L., "Pen," U.S. Appl. No. 29/326,691, filed Oct. 22, 2008.

See application file for complete search history.

(Continued)

Primary Examiner—Elizabeth A Albert
(74) *Attorney, Agent, or Firm*—Christensen O'Connor
Johnson Kindness PLLC

(56) **References Cited**

(57) **CLAIM**

U.S. PATENT DOCUMENTS

The ornamental design for a pen, as shown and described.

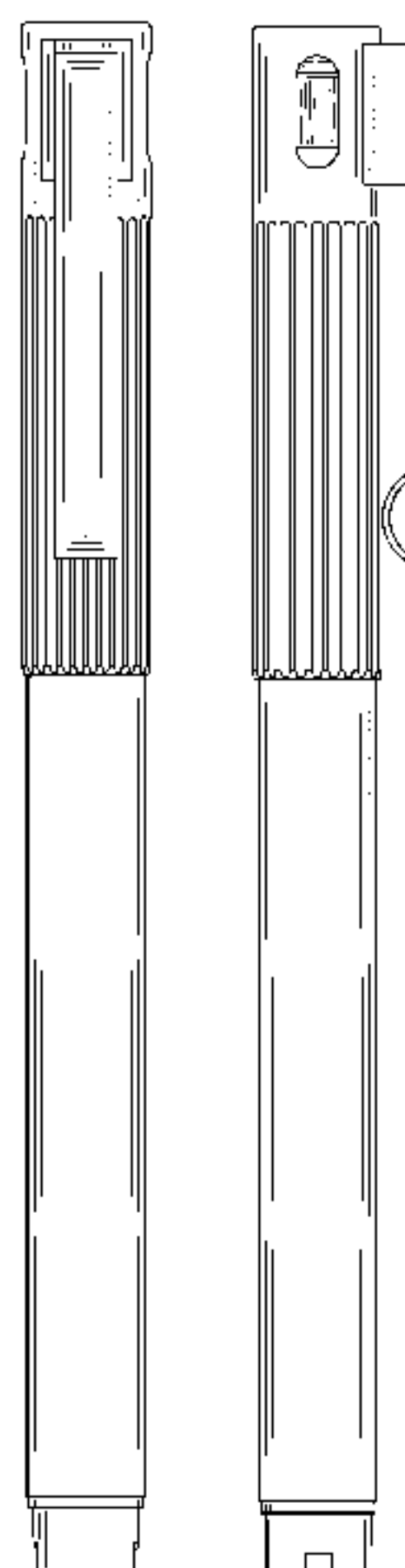
1,323,612 A * 12/1919 Rich 401/88
D258,218 S 2/1981 Oka
D266,769 S 11/1982 Camps
D267,887 S * 2/1983 Rigoni D19/49
D267,982 S * 2/1983 Kennedy D28/5
D283,825 S 5/1986 Hechter
D286,547 S * 11/1986 Koizumi et al. D19/51
D286,648 S 11/1986 Perrin
D294,599 S 3/1988 Funahashi
D303,020 S 8/1989 Reichmann
D306,494 S 3/1990 Bajusz
D310,956 S * 10/1990 Huska D8/387
D326,868 S * 6/1992 Nitta D19/49
D328,611 S 8/1992 Longarzo
D359,983 S * 7/1995 Rosenbaum D19/49
D363,084 S * 10/1995 Hollington D19/51
5,535,487 A * 7/1996 Kageyama et al. 24/11 F
D405,826 S * 2/1999 Worther D19/49
D423,049 S * 4/2000 Kohlhase D19/47
D425,123 S * 5/2000 Creamer D19/54

DESCRIPTION

FIG. 1 is an upper front left perspective view of a pen showing my new design;
FIG. 2 is a right side elevation view thereof;
FIG. 3 is an enlarged top plan view thereof;
FIG. 4 is a front elevation view thereof;
FIG. 5 is a left side elevation view thereof;
FIG. 6 is an enlarged bottom plan view thereof; and,
FIG. 7 is a rear elevation view thereof.

The broken lines showing a portion of the top of the clip in FIG. 3 are included for the purpose of illustrating environment and form no part of the claimed design.

1 Claim, 3 Drawing Sheets



US D611,097 S

Page 2

U.S. PATENT DOCUMENTS

D485,298 S 1/2004 Hung
D502,737 S 3/2005 Bodino
D545,366 S 6/2007 Ternovits
D548,789 S * 8/2007 Ternovits D19/51
D566,175 S * 4/2008 Qiu et al. D19/44
D568,932 S * 5/2008 Qiu et al. D19/43
D580,597 S 11/2008 Mascotte
D593,605 S * 6/2009 Yu et al. D19/49

OTHER PUBLICATIONS

Liu, L., "Pen," U.S. Appl. No. 29/326,693, filed Oct. 22, 2008.
Liu, L., "Pen," U.S. Appl. No. 29/329,140, filed Dec. 9, 2008.
Liu, L., "Pen," U.S. Appl. No. 29/329,141, filed Dec. 9, 2008.
Liu, L., "Pen," U.S. Appl. No. 29/329,142, filed Dec. 9, 2008.
Liu, L., "Highlighter," U.S. Appl. No. 29/338,162, filed Jun. 5, 2009.
Ma, Q., "Pen," U.S. Appl. No. 29/326,694, filed Oct. 22, 2008.
Zhang, B., "Pen," U.S. Appl. No. 29/330,026, filed Dec. 26, 2008.
* cited by examiner

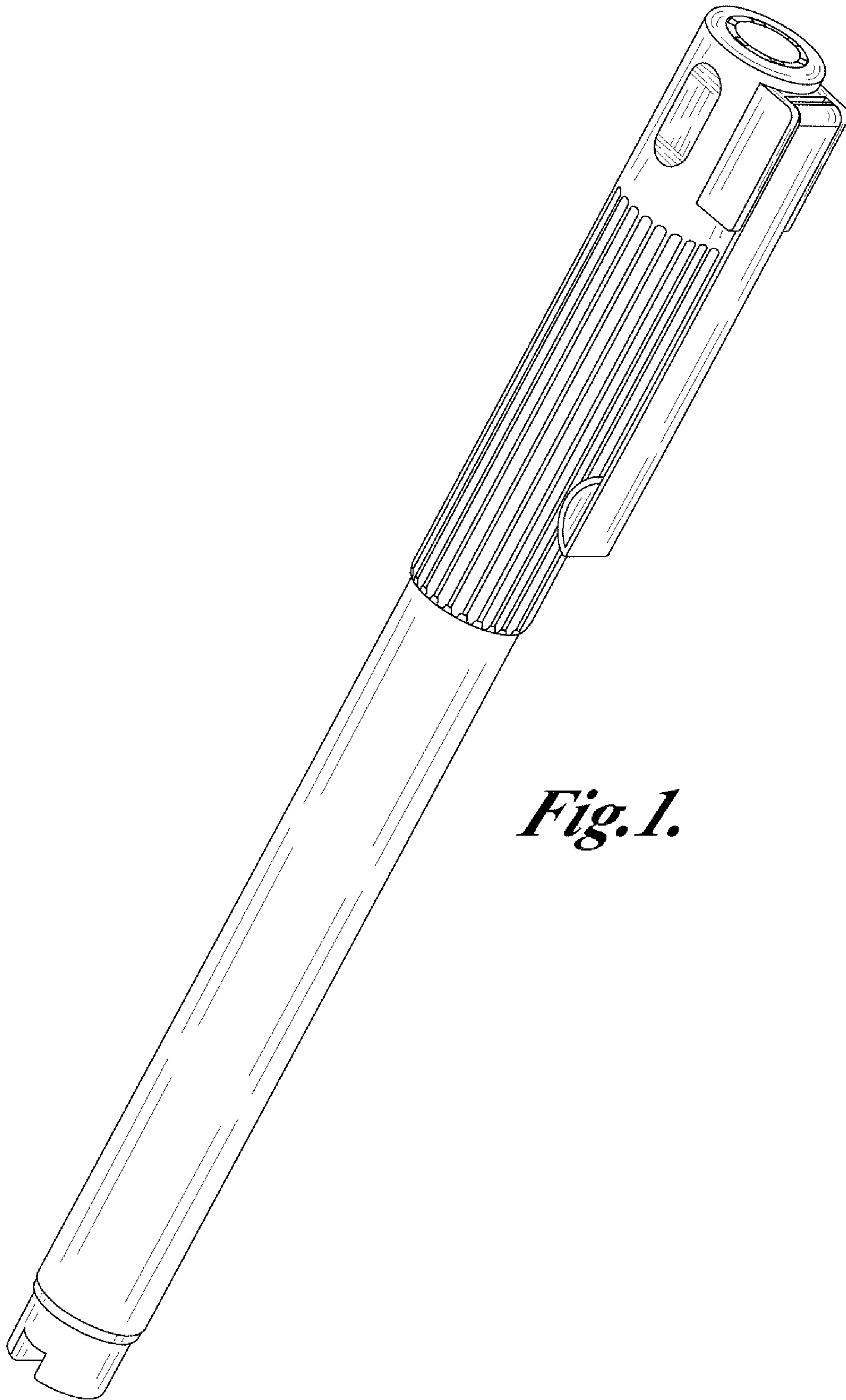


Fig. 1.

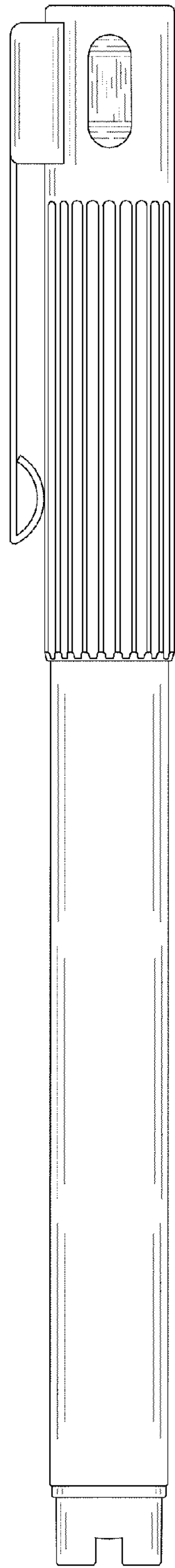


Fig. 2.

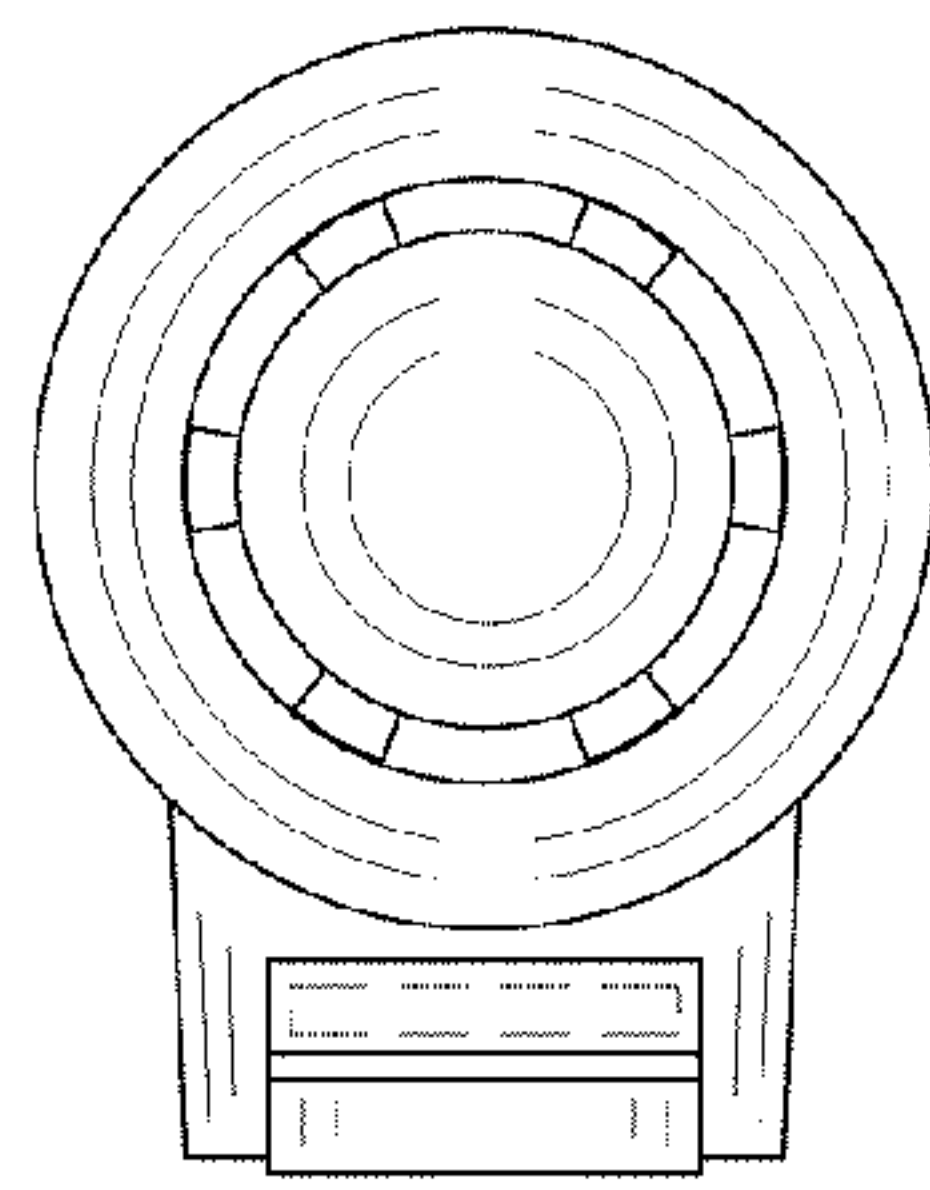


Fig. 3.




Fig. 4.

Fig. 5.

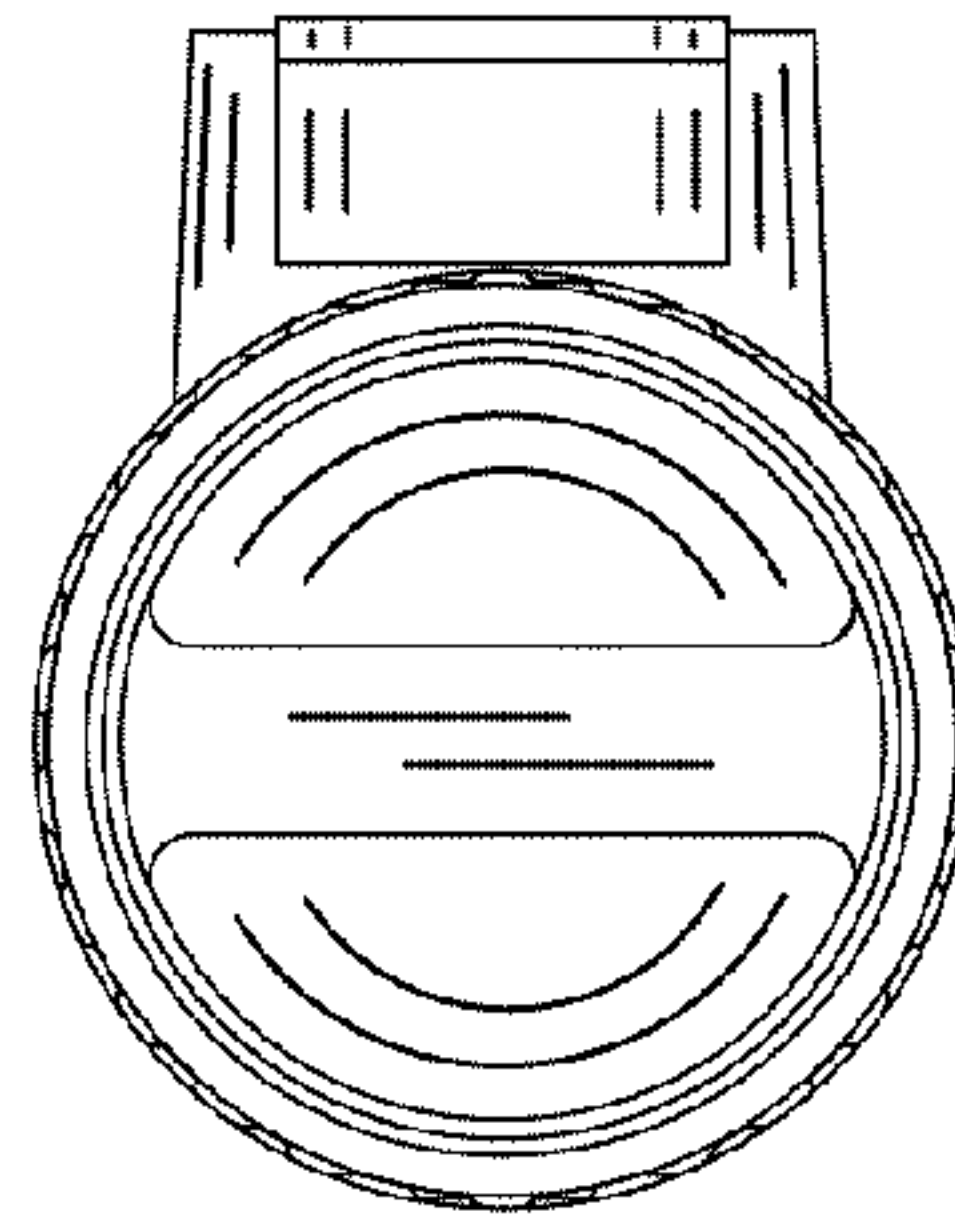
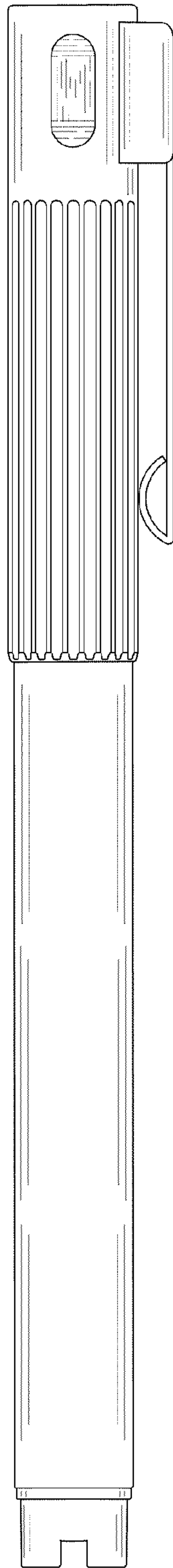


Fig. 6.

Fig. 7.

