



US00D611095S

(12) **United States Design Patent**
Liu

(10) **Patent No.:** **US D611,095 S**
(45) **Date of Patent:** **** Mar. 2, 2010**

(54) **PEN**

D326,868 S 6/1992 Nitta
5,143,465 A * 9/1992 Hou 401/195

(75) Inventor: **Luosen Liu**, Ningbo (CN)

(73) Assignee: **Beifa Group Co., Ltd.**, Ningbo (CN)

(Continued)

(**) Term: **14 Years**

FOREIGN PATENT DOCUMENTS

(21) Appl. No.: **29/326,691**

EM 000572631-0001 * 9/2006

(22) Filed: **Oct. 22, 2008**

(Continued)

(30) **Foreign Application Priority Data**

OTHER PUBLICATIONS

Apr. 22, 2008 (CN) 2008 3 0122297

Liu, L., "Pen," U.S. Appl. No. 29/326,693, filed Oct. 22, 2008.

(51) **LOC (9) Cl.** **19-06**

(Continued)

(52) **U.S. Cl.** **D19/49**

(58) **Field of Classification Search** D19/35,
D19/36, 41, 42, 43, 44, 45, 46, 47, 48, 49,
D19/50, 51, 54, 55, 56, 57; D14/441; D26/49;
24/11 F, 11 P, 11 R; 401/6, 52, 99, 100,
401/104, 105, 106, 107, 108, 109, 192, 195,
401/221, 234; 708/107

Primary Examiner—Elizabeth A Albert
Assistant Examiner—Karen E Eldridge Powers
(74) *Attorney, Agent, or Firm*—Christensen O'Connor
Johnson Kindness PLLC

See application file for complete search history.

(57) **CLAIM**

The ornamental design for a pen, as shown and described.

(56) **References Cited**

DESCRIPTION

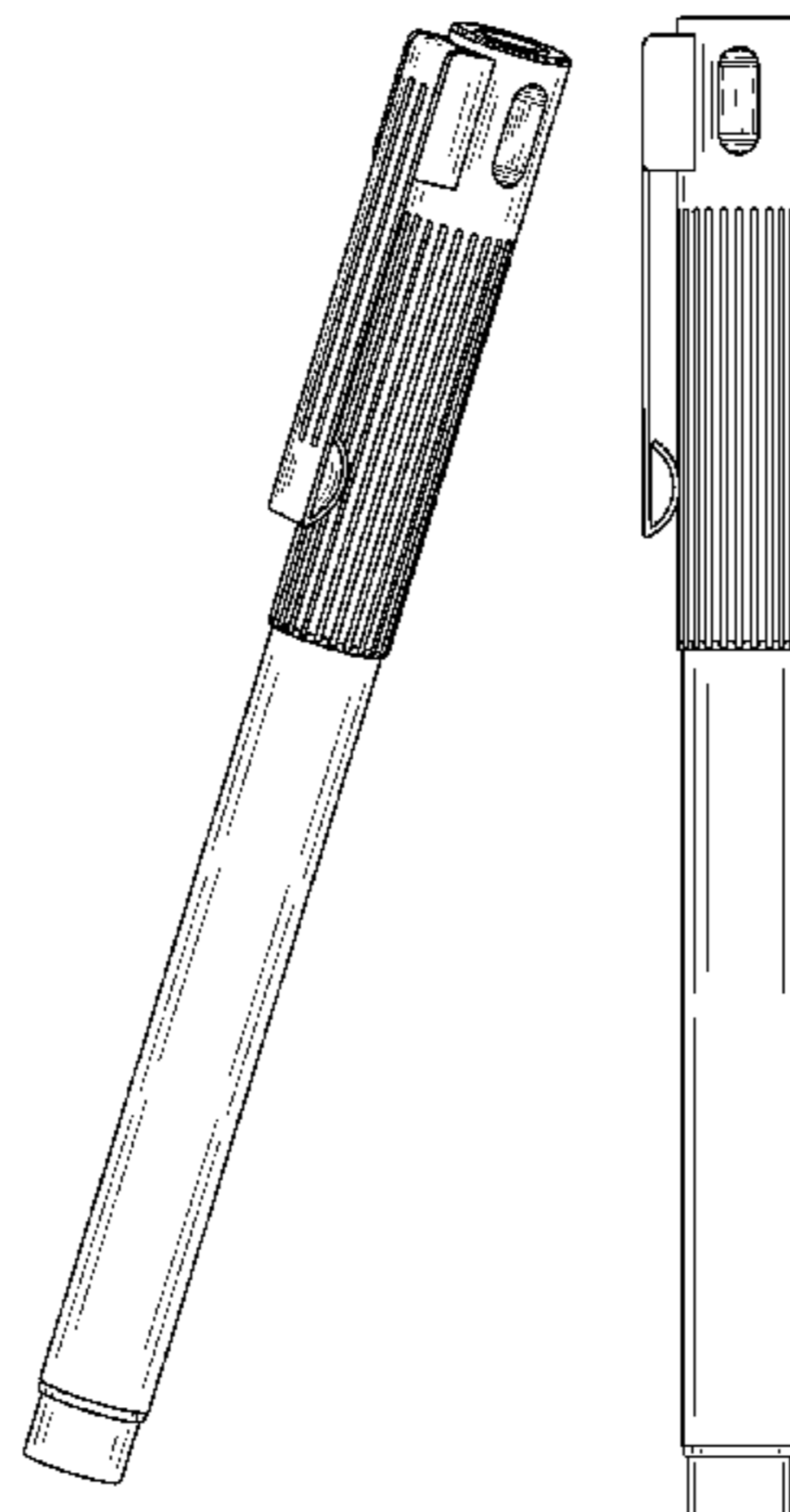
U.S. PATENT DOCUMENTS

D94,163 S * 12/1934 Recker D26/49
D104,542 S * 5/1937 Pearce D19/51
D104,543 S * 5/1937 Pearce D19/51
D119,932 S * 4/1940 Lapteff D19/56
D126,555 S * 4/1941 Gurtov D8/62
D131,281 S * 2/1942 Bauer D19/57
D139,577 S * 11/1944 Chapman D26/49
D145,171 S * 7/1946 Green et al. D19/56
D145,870 S * 11/1946 Green et al. D19/49
D177,370 S * 4/1956 Ensign D19/49
D190,537 S * 6/1961 Schier D19/56
3,355,239 A * 11/1967 Albrecht 401/148
D230,403 S * 2/1974 Englund D14/431
D258,218 S 2/1981 Oka
D265,741 S * 8/1982 Funahashi D19/49
4,812,068 A * 3/1989 Seong 401/195
D315,219 S * 3/1991 Brinkmann et al. D26/49
D325,045 S * 3/1992 Katami D19/49

FIG. 1 is an upper right perspective view of a pen showing my new design;
FIG. 2 is a right side elevation view thereof;
FIG. 3 is an enlarged top plan view thereof;
FIG. 4 is a front elevation view thereof;
FIG. 5 is a left side elevation view thereof;
FIG. 6 is a bottom plan view thereof; and,
FIG. 7 is a rear elevation view thereof.

The broken lines showing a portion of the top of the pen in FIG. 3 are included for the purpose of illustrating environment and form no part of the claimed design.

1 Claim, 3 Drawing Sheets



US D611,095 S

Page 2

U.S. PATENT DOCUMENTS

D344,936 S * 3/1994 Gilpin et al. D14/431
D359,982 S * 7/1995 Rosenbaum D19/49
D364,186 S * 11/1995 Kuo D19/48
D365,851 S * 1/1996 Reynolds D19/56
D401,372 S * 11/1998 Yau et al. D26/49
D423,049 S * 4/2000 Kohlhase D19/47
D448,407 S * 9/2001 Huang D19/43
D464,374 S * 10/2002 Reichmann D19/43
D467,970 S * 12/2002 Pellissa Beneyto D19/43
6,599,045 B1 * 7/2003 Kolb 401/52
6,626,600 B1 * 9/2003 Brand et al. 401/202
D485,298 S * 1/2004 Hung D19/43
D498,494 S * 11/2004 Conklin et al. D19/51
D502,736 S * 3/2005 Chen D19/36
D540,864 S * 4/2007 Kato D19/43
D545,366 S 6/2007 Ternovits
D565,657 S * 4/2008 Kitamura et al. D19/57
D568,932 S 5/2008 Qiu
D577,452 S * 9/2008 Shiu D26/49

D580,080 S * 11/2008 Ho D26/49
D580,597 S * 11/2008 Mascotte et al. D28/76
D583,866 S * 12/2008 Eddington et al. D19/49
D583,973 S * 12/2008 Shiu D26/49
7,460,111 B2 * 12/2008 Keely et al. 345/179
D585,577 S * 1/2009 Bonis D26/49
D590,876 S * 4/2009 Shi D19/36
D593,605 S * 6/2009 Yu et al. D19/49

FOREIGN PATENT DOCUMENTS

WO DM/046821 * 2/1999
WO DM/062860 1/2003

OTHER PUBLICATIONS

Ma, Q., "Pen," U.S. Appl. No. 29/326,694, filed Oct. 22, 2008.
Liu, L., "Pen," U.S. Appl. No. 29/329,140, filed Dec. 9, 2008.
Liu, L., "Pen," U.S. Appl. No. 29/329,141, filed Dec. 9, 2008.
Liu, L., "Pen," U.S. Appl. No. 29/329,142, filed Dec. 9, 2008.

* cited by examiner

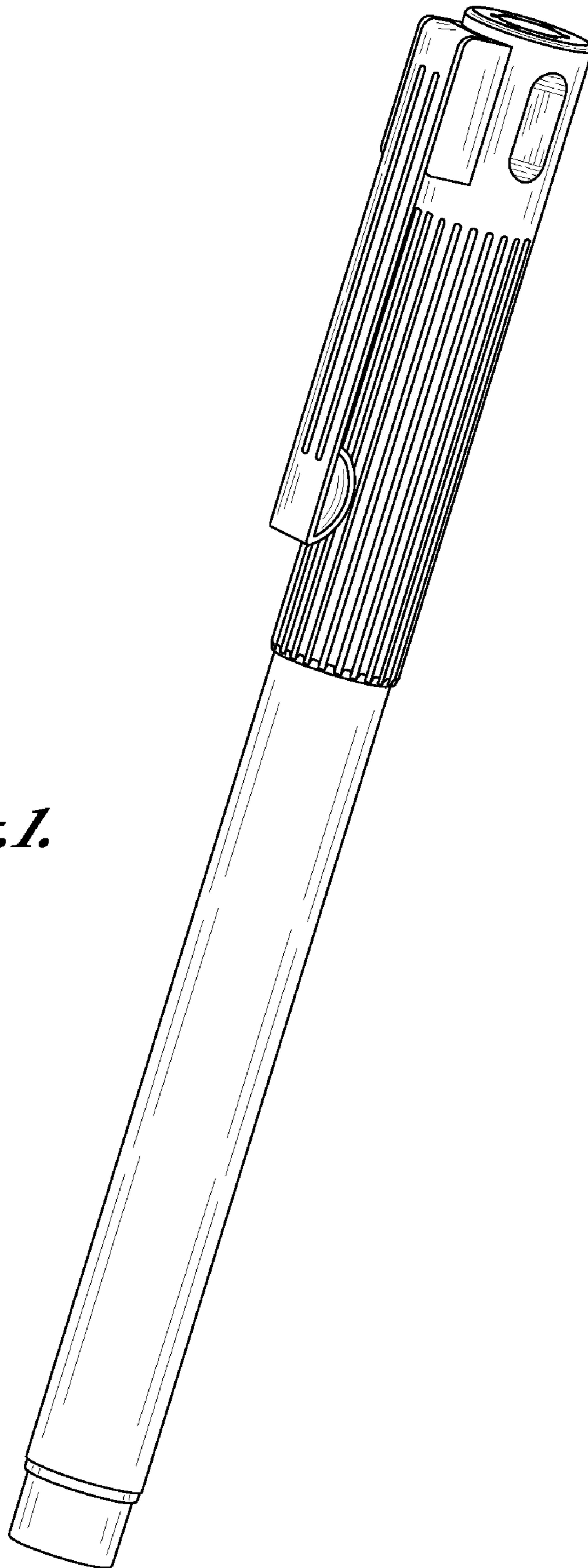


Fig. 1.

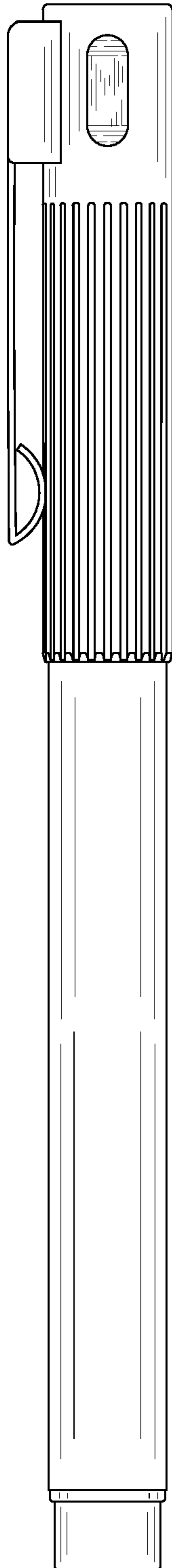


Fig. 2.

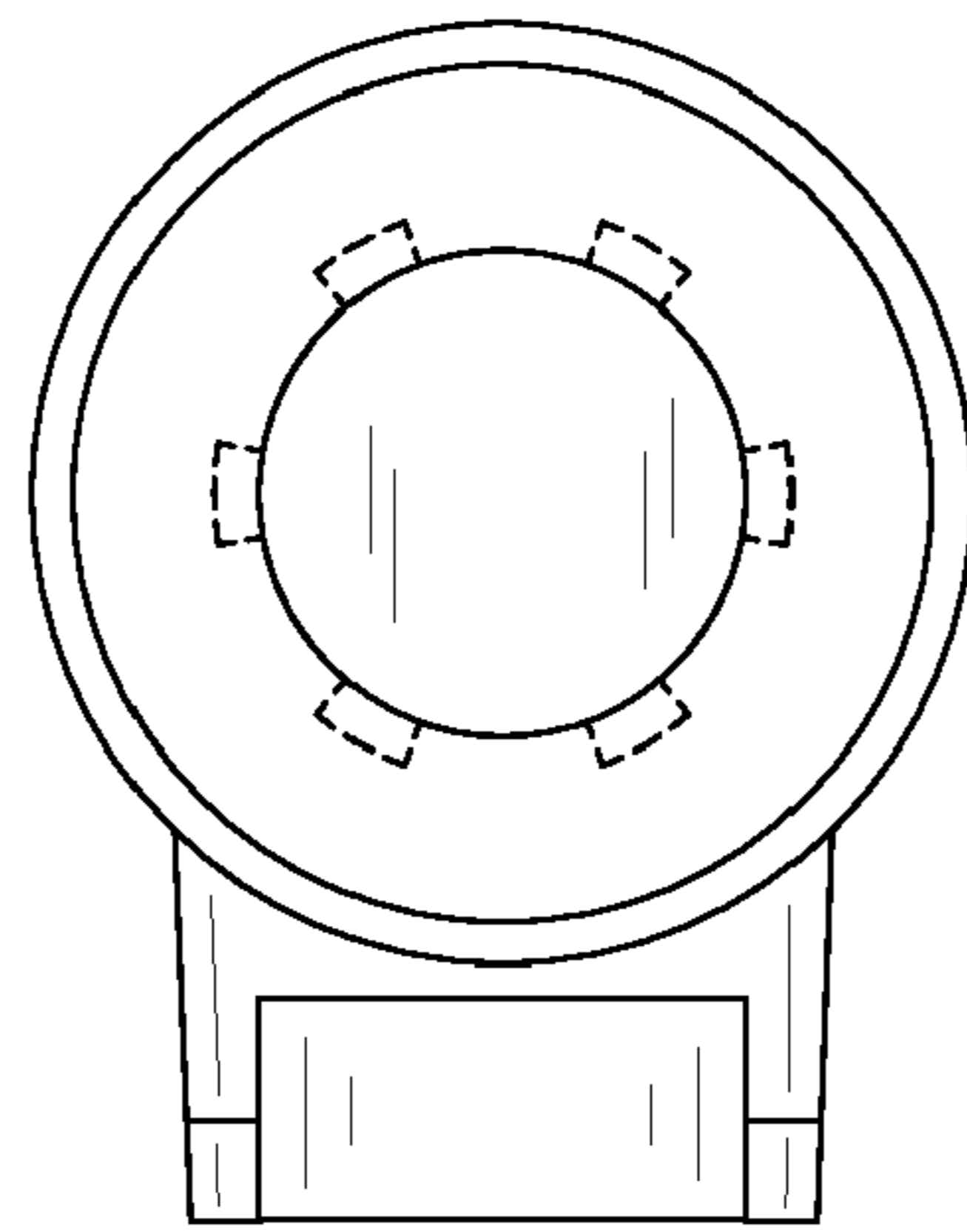


Fig. 3.

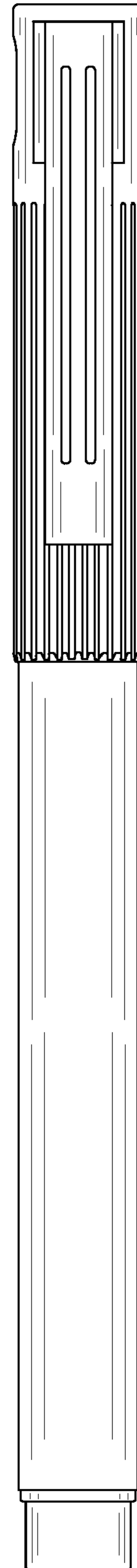


Fig. 4.

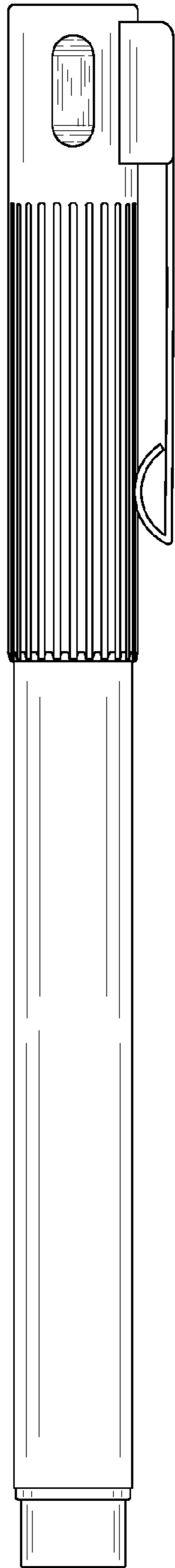


Fig. 5.




Fig. 6.

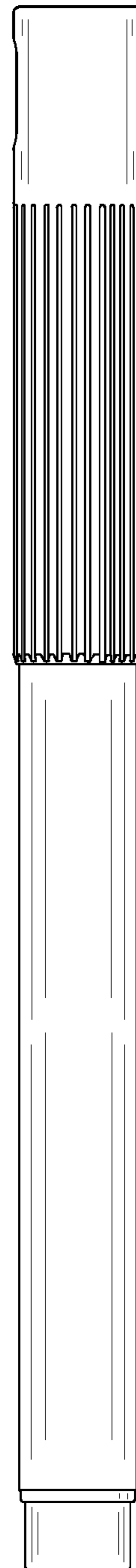


Fig. 7.