



US00D611089S

(12) **United States Design Patent**
Maitlin et al.

(10) **Patent No.:** **US D611,089 S**
(45) **Date of Patent:** **** *Mar. 2, 2010**

(54) **TOP SURFACE OF A SHREDDER**

FOREIGN PATENT DOCUMENTS

(75) Inventors: **Taihoon K. Maitlin**, Round Lake Beach, IL (US); **Eric Gach**, Mount Prospect, IL (US)

EP 268244 11/1987

(Continued)

(73) Assignee: **Fellowes, Inc.**, Itasca, IL (US)

OTHER PUBLICATIONS

(**) Term: **14 Years**

Medical Arts Press: Office Supplies Spring-Summer 2003 Catalog, Fellowes PS70-2CD shredder at bottom center of page.*

(21) Appl. No.: **29/263,500**

(Continued)

(22) Filed: **Jul. 25, 2006**

Primary Examiner—Charles A Rademaker

(74) Attorney, Agent, or Firm—Pillsbury Winthrop Shaw Pittman LLP

(51) **LOC (9) Cl.** **18-04**

(52) **U.S. Cl.** **D18/34.9**

(58) **Field of Classification Search** D18/34.1–34.9,
D18/99, 50; 83/167, 289, 302, 203, 523,
83/633; 241/169.1, 36, 154, 157, 222, 224,
241/168, 284, 295, 37.5, 100, 236; 385/13;
D8/99; D7/381, 383

See application file for complete search history.

(57) **CLAIM**

The ornamental design for a top surface of a shredder, as shown and described.

DESCRIPTION

FIG. 1 is a top plan and fragmentary view of a top surface of a shredder showing our new design with the surface shading representing contrasting surface textures;

FIG. 2 is a front elevation thereof;

FIG. 3 is a left side elevation thereof;

FIG. 4 is a right side elevation thereof;

FIG. 5 is a bottom plan view thereof; and,

FIG. 6 is a rear elevation view thereof.

The broken lines immediately adjacent to the solid line disclosure represent the bounds of the claimed subject matter. The other broken lines shown in the drawings represent environmental structure and form no part of the claim.

The broken lines shown immediately adjacent to the shaded areas represent the bounds of the claimed subject matter. The other broken lines shown in the drawings represent environmental structure and form no part of the claim. The surface shading shown in FIGS. 1 and 7 represent contrasting surface textures or materials.

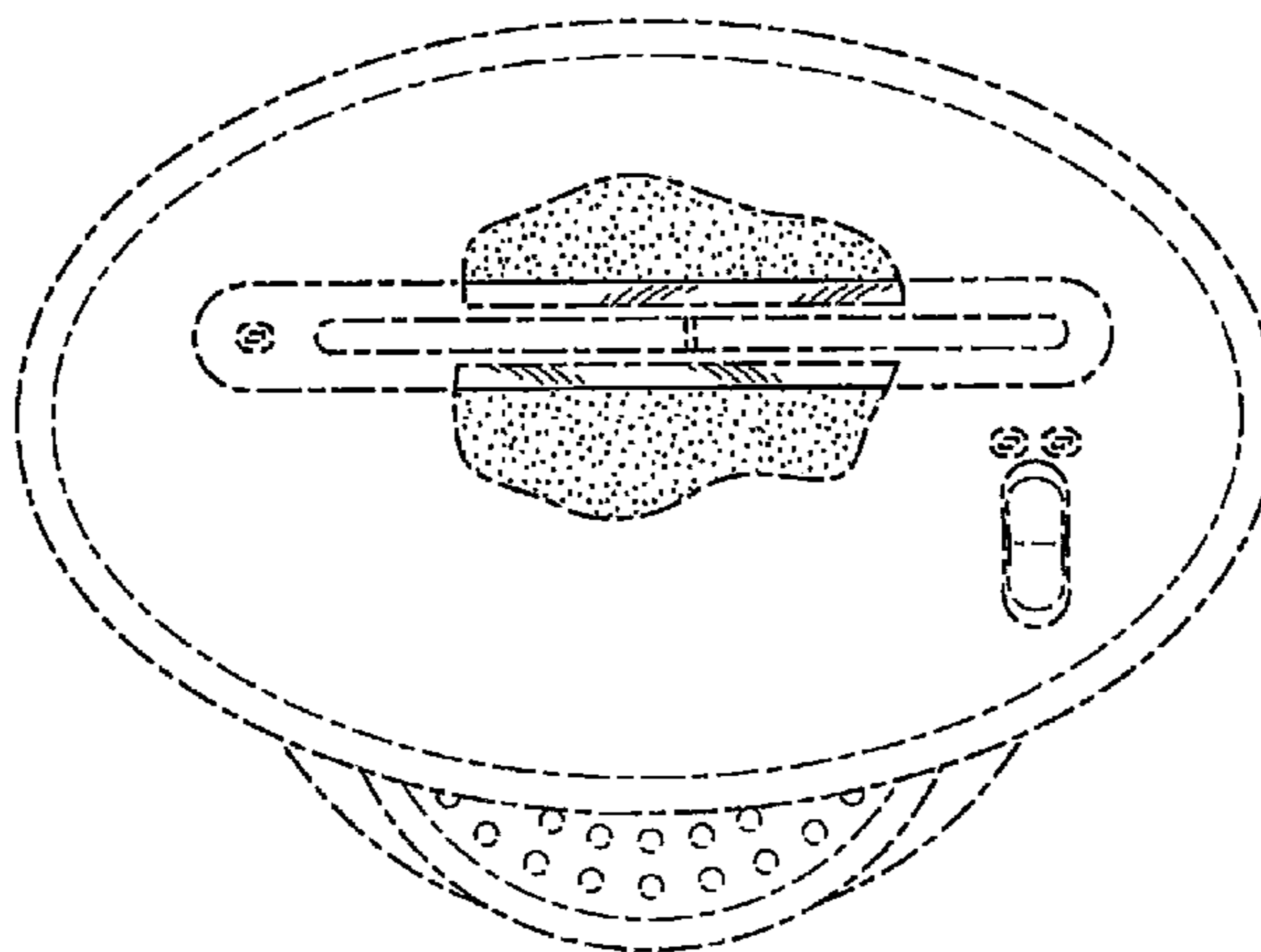
(56) **References Cited**

U.S. PATENT DOCUMENTS

4,814,632	A	3/1989	Glaeser	
4,914,721	A	4/1990	Glaeser	
5,353,468	A	10/1994	Yap	
5,453,644	A	9/1995	Yap	
D375,973	S *	11/1996	Kennedy et al.	D18/34.4
D414,198	S *	9/1999	Iwata	D18/34.5
D426,805	S	6/2000	Iwata	
D488,902	S *	4/2004	Yang et al.	D34/8
D521,706	S *	5/2006	Lin	D34/9
7,104,481	B2 *	9/2006	Schenker	241/100
D530,477	S *	10/2006	Lin	D34/9
D531,659	S *	11/2006	Lo	D18/34.5
D532,444	S *	11/2006	Kao et al.	D18/34.5
D534,945	S *	1/2007	Bai	D18/34.4
D544,526	S *	6/2007	Shuhui et al.	D18/34.4
D548,272	S *	8/2007	Joachim et al.	D18/34.5
D548,273	S *	8/2007	Joachim et al.	D18/34.5

(Continued)

1 Claim, 6 Drawing Sheets



US D611,089 S

Page 2

U.S. PATENT DOCUMENTS

2006/0054724 A1 3/2006 Matlin et al.
2006/0054725 A1 3/2006 Matlin

FOREIGN PATENT DOCUMENTS

EP	562076	9/1992
EP	524708	1/1997
EP	856945	1/1998

GB 3002610 * 7/2002

OTHER PUBLICATIONS

Changzhou Jimpex Electronics Co. Ltd, Electronif Paper Shredder, JP 840C-Orange. Available at www.jinpex.com. (Copy printed from internet Feb. 18, 2009—image believed to bear copyright date of 2006).*

* cited by examiner

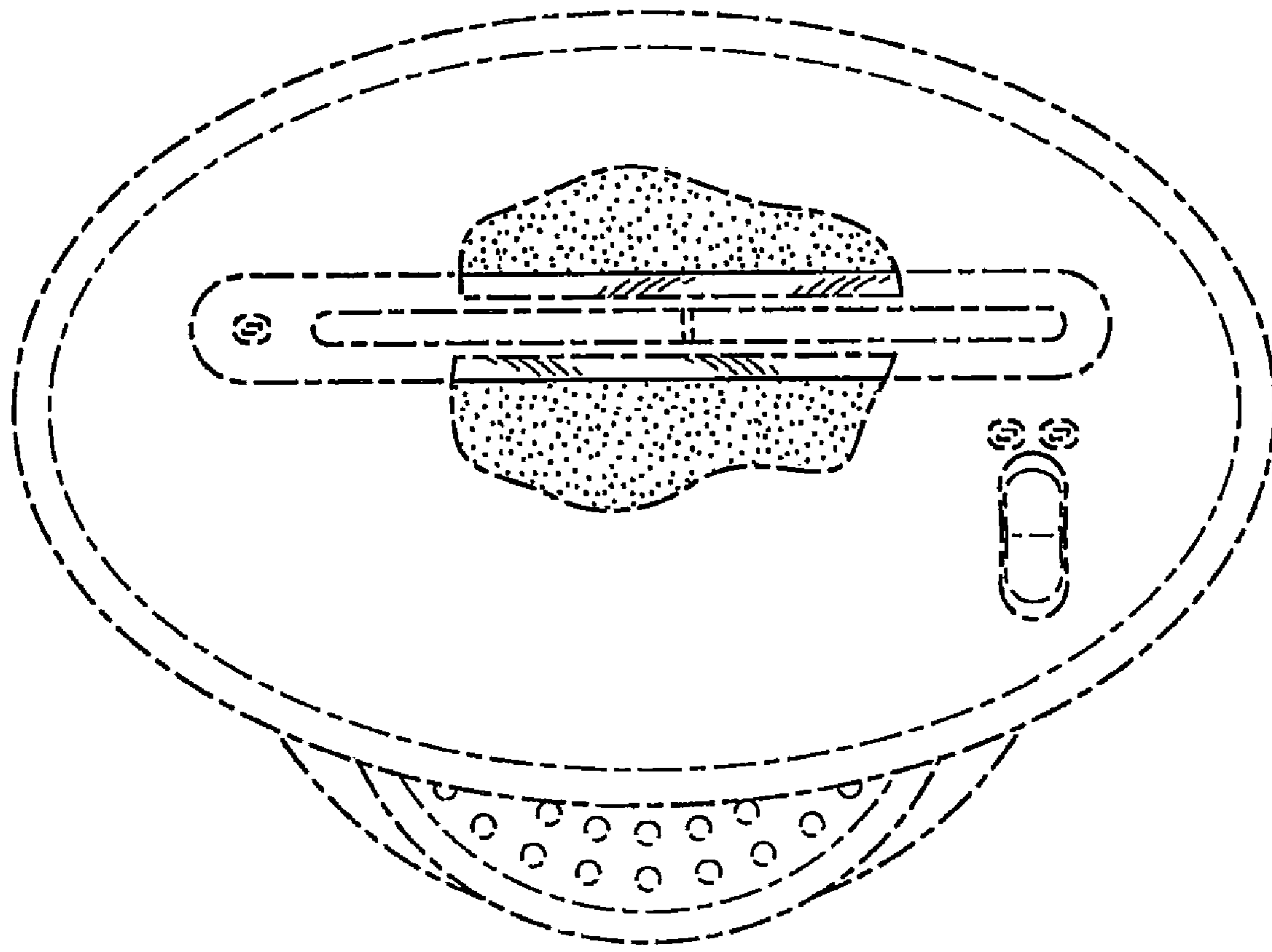


FIG. 1

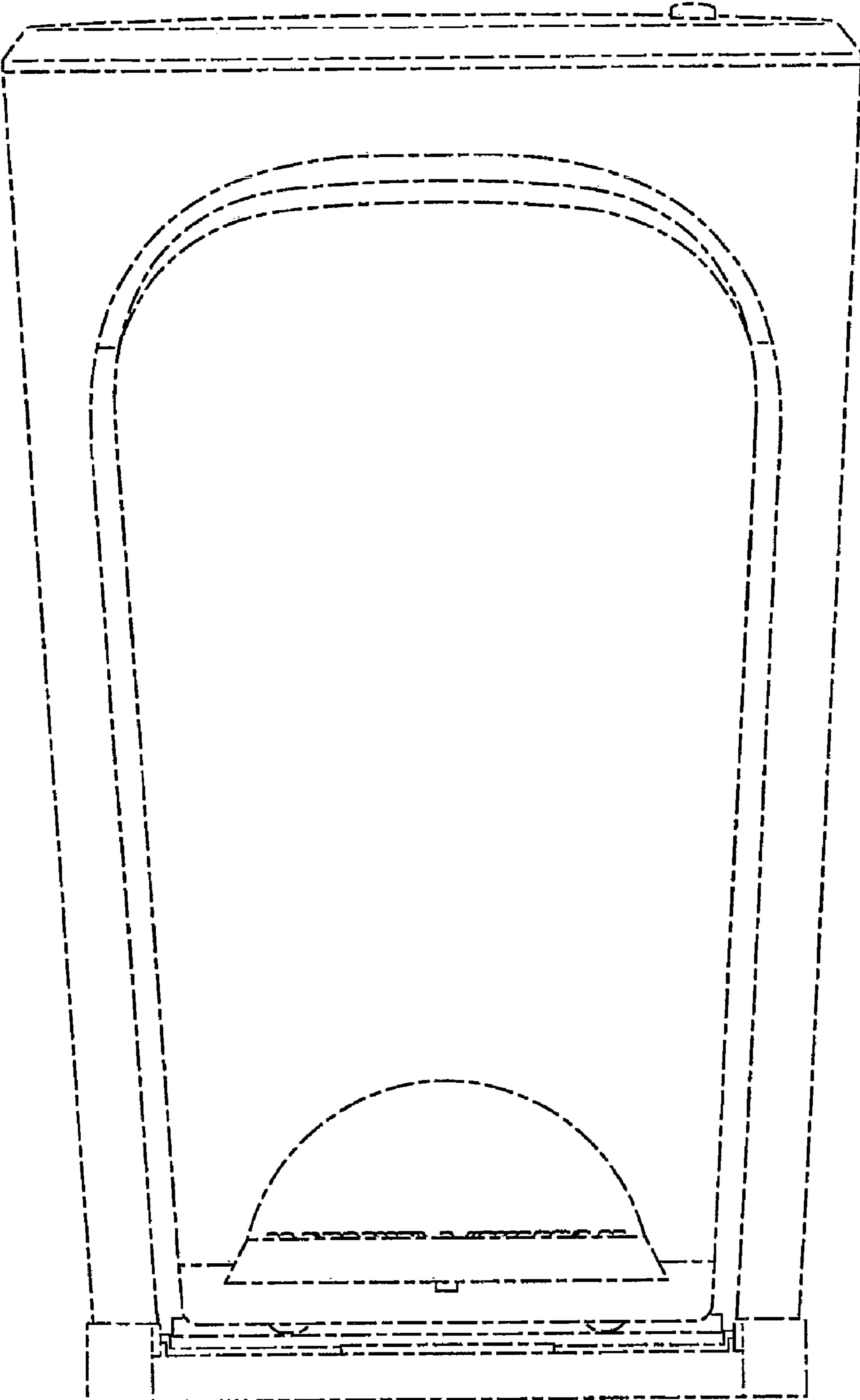


FIG. 2




FIG. 3

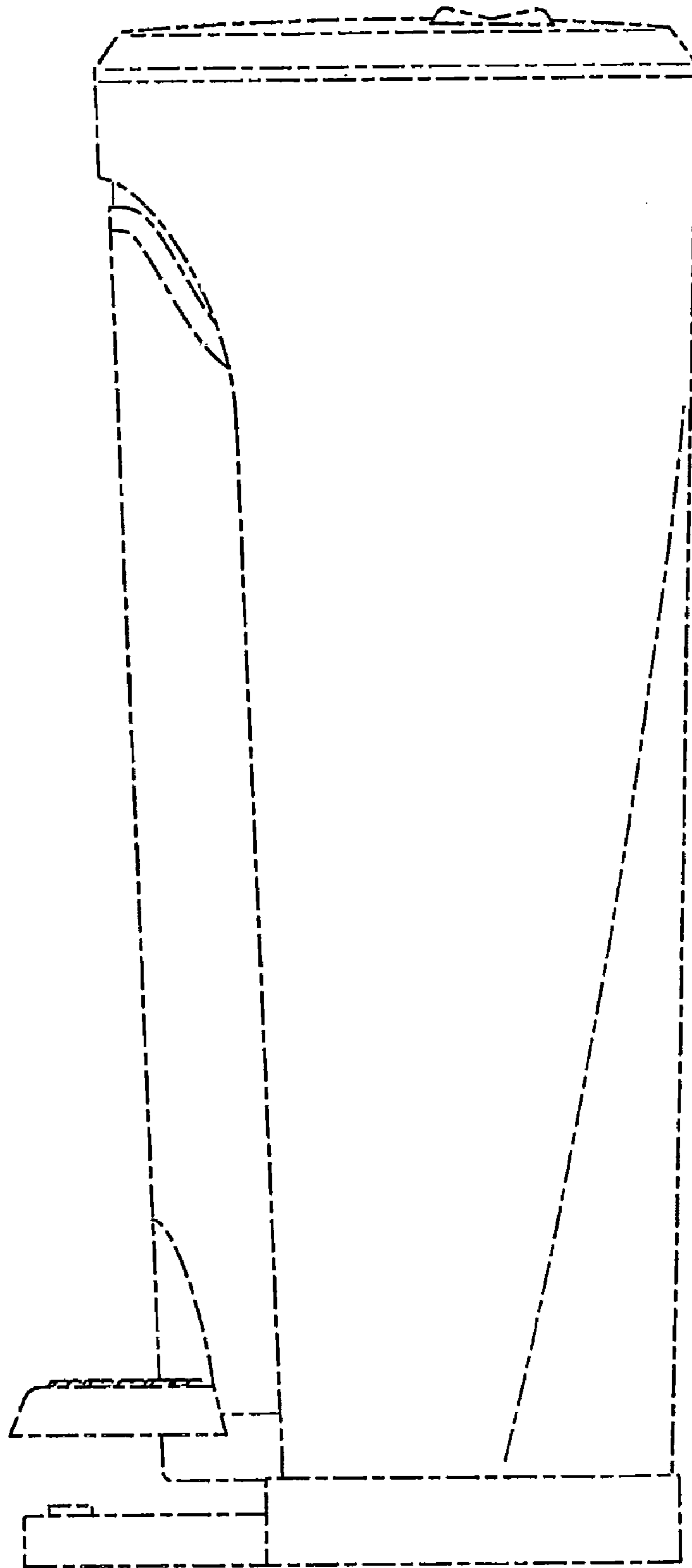


FIG. 4

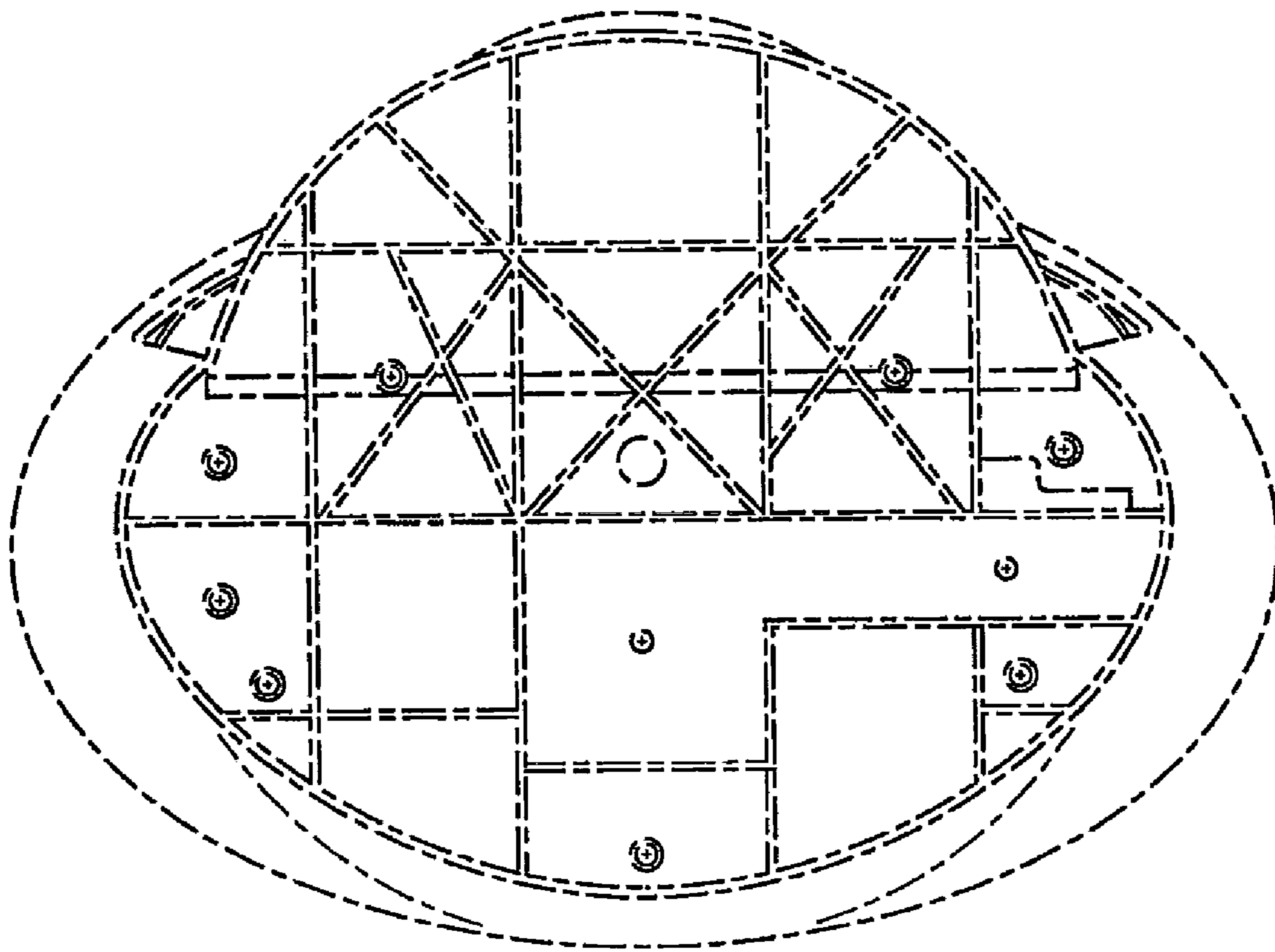


FIG. 5

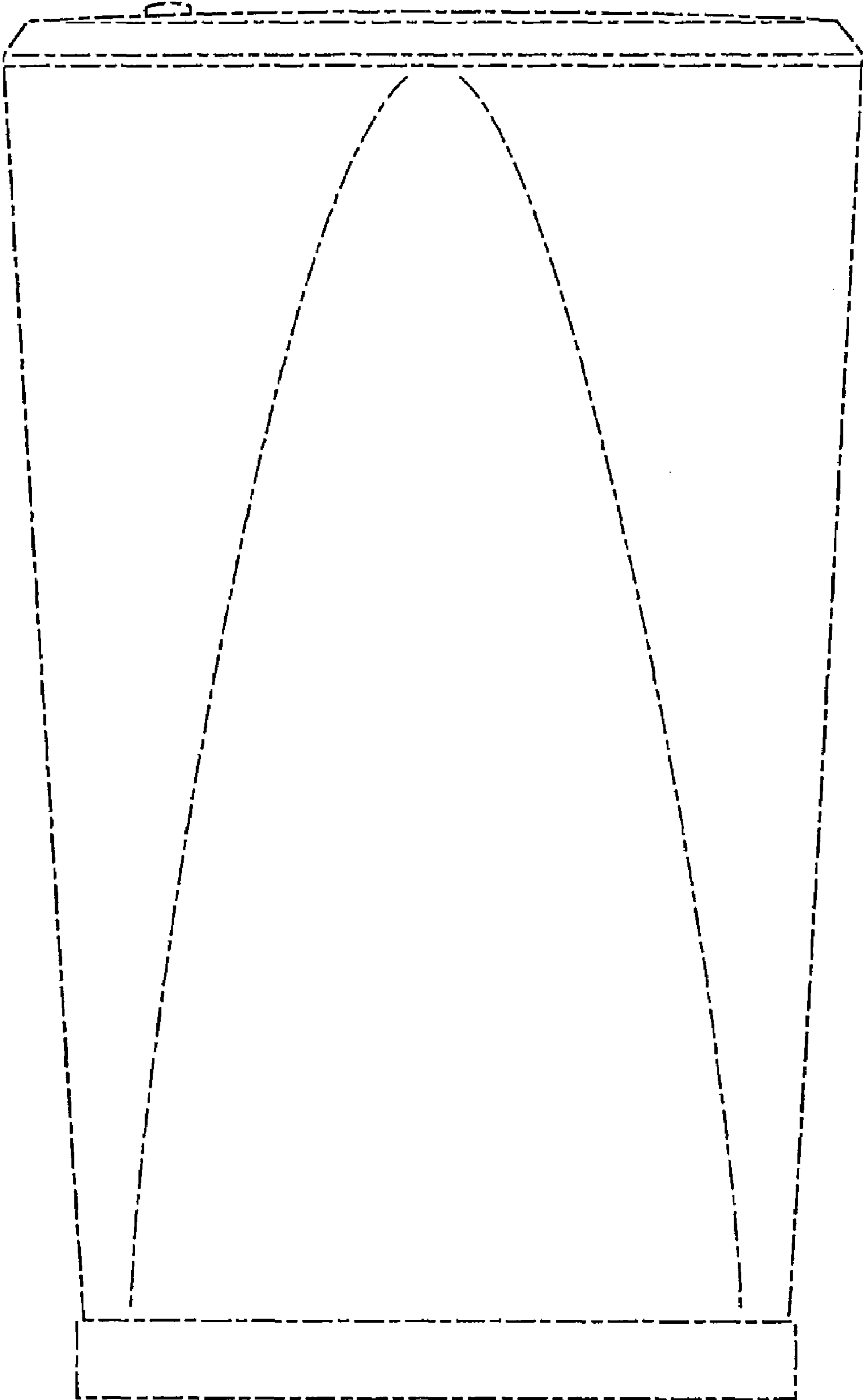


FIG. 6

UNITED STATES PATENT AND TRADEMARK OFFICE
CERTIFICATE OF CORRECTION

PATENT NO. : Des. 611,089 S
APPLICATION NO. : 29/263500
DATED : March 2, 2010
INVENTOR(S) : Taihoon K. Matlin et al.

Page 1 of 1


It is certified that error appears in the above-identified patent and that said Letters Patent is hereby corrected as shown below:

On the title page, item (75) Inventors, replace “Taihoon K. Maitlin” with
--Taihoon K. Matlin--.

On the title page, under DESCRIPTION, delete the last paragraph “The broken lines shown immediately adjacent to the shaded areas represent the bounds of the claimed subject matter. The other broken lines shown in the drawings represent environmental structure and form no part of the claim. The surface shading shown in Figures 1 and 7 represent contrasting surface textures or materials.”

Signed and Sealed this

Twenty-seventh Day of April, 2010



David J. Kappos
Director of the United States Patent and Trademark Office