



US00D611075S

(12) **United States Design Patent**
Cook et al.

(10) **Patent No.:** **US D611,075 S**
(45) **Date of Patent:** **** Mar. 2, 2010**

(54) **SAW SENSOR BUTTON PACKAGE**

(75) Inventors: **James D. Cook**, Freeport, IL (US);
Brian J. Marsh, Freeport, IL (US);
Wayne L. Ehlers, Lanark, IL (US);
Gary W. Eisenhower, Jr., Freeport, IL (US)

(73) Assignee: **Honeywell International Inc.**,
Morristown, NJ (US)

(**) Term: **14 Years**

(21) Appl. No.: **29/289,969**

(22) Filed: **Aug. 8, 2007**

(51) **LOC (9) Cl.** **15-99**

(52) **U.S. Cl.** **D15/199; D10/46**

(58) **Field of Classification Search** D10/46,
D10/70, 122; D15/127, 133, 134, 138, 199;
73/700, 715, 721, 727, 729.1, 756

See application file for complete search history.

(56) **References Cited**

U.S. PATENT DOCUMENTS

4,951,270	A	8/1990	Andrews	
D346,369	S *	4/1994	Iino	D14/326
D360,842	S *	8/1995	Hu	D10/106
D390,002	S *	2/1998	Brizard	D3/229
5,761,156	A	6/1998	Reuter et al.	
D401,872	S *	12/1998	Mohan	D10/70
D439,534	S *	3/2001	Scarrott et al.	D10/96
D439,855	S *	4/2001	Caldeira	D10/109
6,227,055	B1 *	5/2001	Pitzer	73/715
D443,841	S *	6/2001	Waldner	D10/104
D459,250	S *	6/2002	Kitamura	D10/65
D470,428	S *	2/2003	Kryskowski et al.	D10/85
D478,697	S *	8/2003	Song	D32/25
6,931,934	B2	8/2005	Gall et al.	
6,962,084	B2	11/2005	Gall	

7,047,813	B2	5/2006	Gall et al.	
7,070,086	B2	7/2006	Eisenhower, Jr. et al.	
7,082,835	B2	8/2006	Cook et al.	
7,205,701	B2	4/2007	Liu et al.	
D545,706	S *	7/2007	Nurczyk et al.	D10/85
7,243,547	B2	7/2007	Cobianu et al.	
D551,105	S *	9/2007	Brasse et al.	D10/85
7,380,457	B2	6/2008	Hasken et al.	
2004/0255681	A1 *	12/2004	Cook et al.	73/715
2005/0050955	A1 *	3/2005	Gall et al.	73/715
2005/0210973	A1	9/2005	Eisenhower, Jr. et al.	
2006/0243064	A1	11/2006	Liu et al.	
2008/0277385	A1	11/2008	Thanigachalam et al.	
2009/0001850	A1 *	1/2009	Kalinin et al.	310/313 R
2009/0059725	A1	3/2009	Jorgensen et al.	
2009/0165546	A1	7/2009	Cook et al.	
2009/0167503	A1	7/2009	Cook et al.	

* cited by examiner

Primary Examiner—Sandra Snapp
Assistant Examiner—Patricia Palasik

(57) **CLAIM**

The ornamental design for a saw sensor button package, as shown and described.

DESCRIPTION

FIG. 1 is a perspective view of the bottom and side of the a saw sensor button package in accordance with our design;


FIG. 2 is a bottom plan view of the saw sensor button package in accordance with our design;

FIG. 3 is a top plan view of the saw sensor button package in accordance with our design;

FIG. 4 is a first side elevational view of the saw sensor button package in accordance with our design; and,

FIG. 5 is a second side elevational view, rotated 90 degrees from the first side elevational view in FIG. 4, of the saw sensor button package in accordance with our design.

1 Claim, 2 Drawing Sheets






FIG. 1

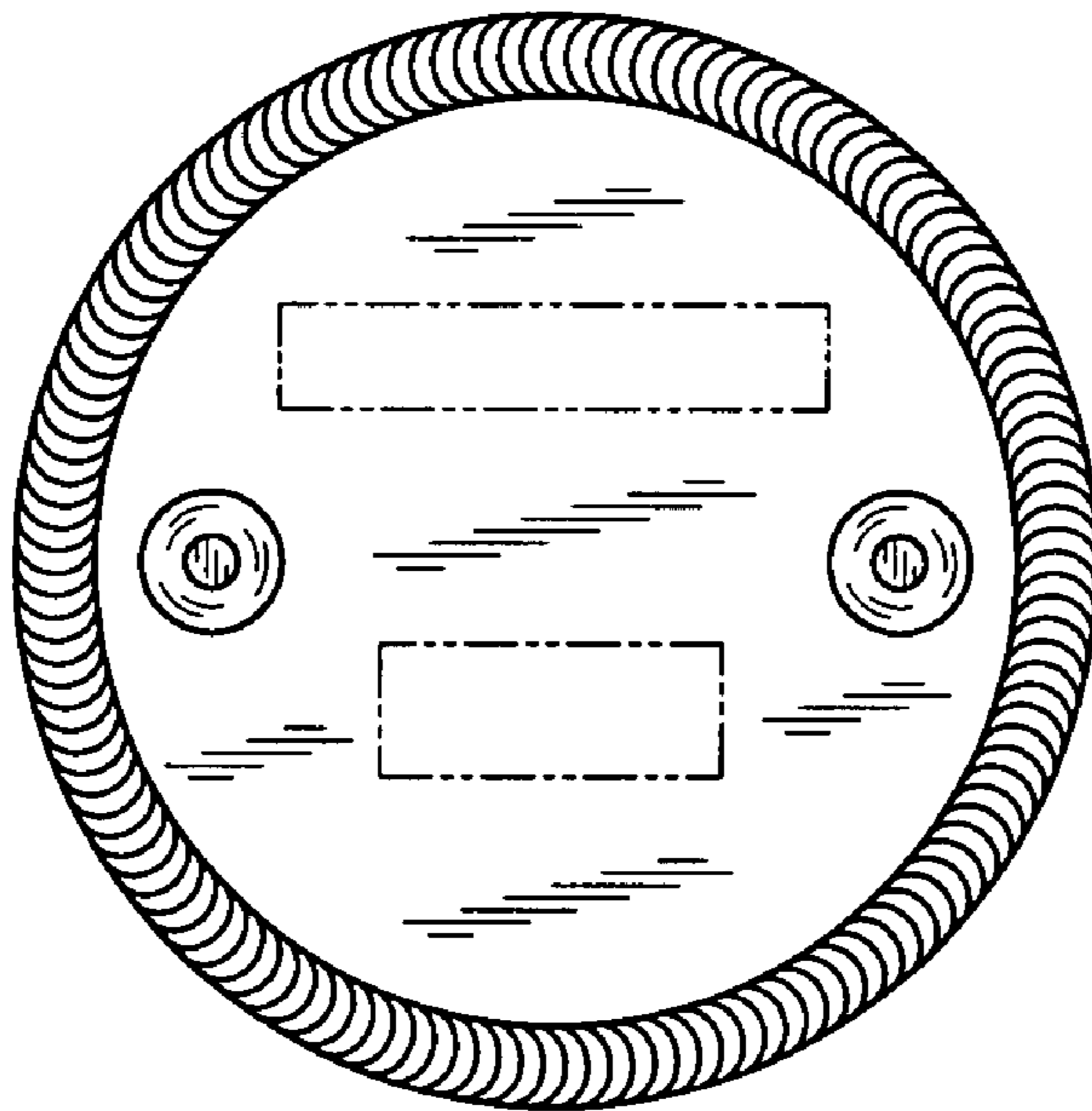


FIG. 2

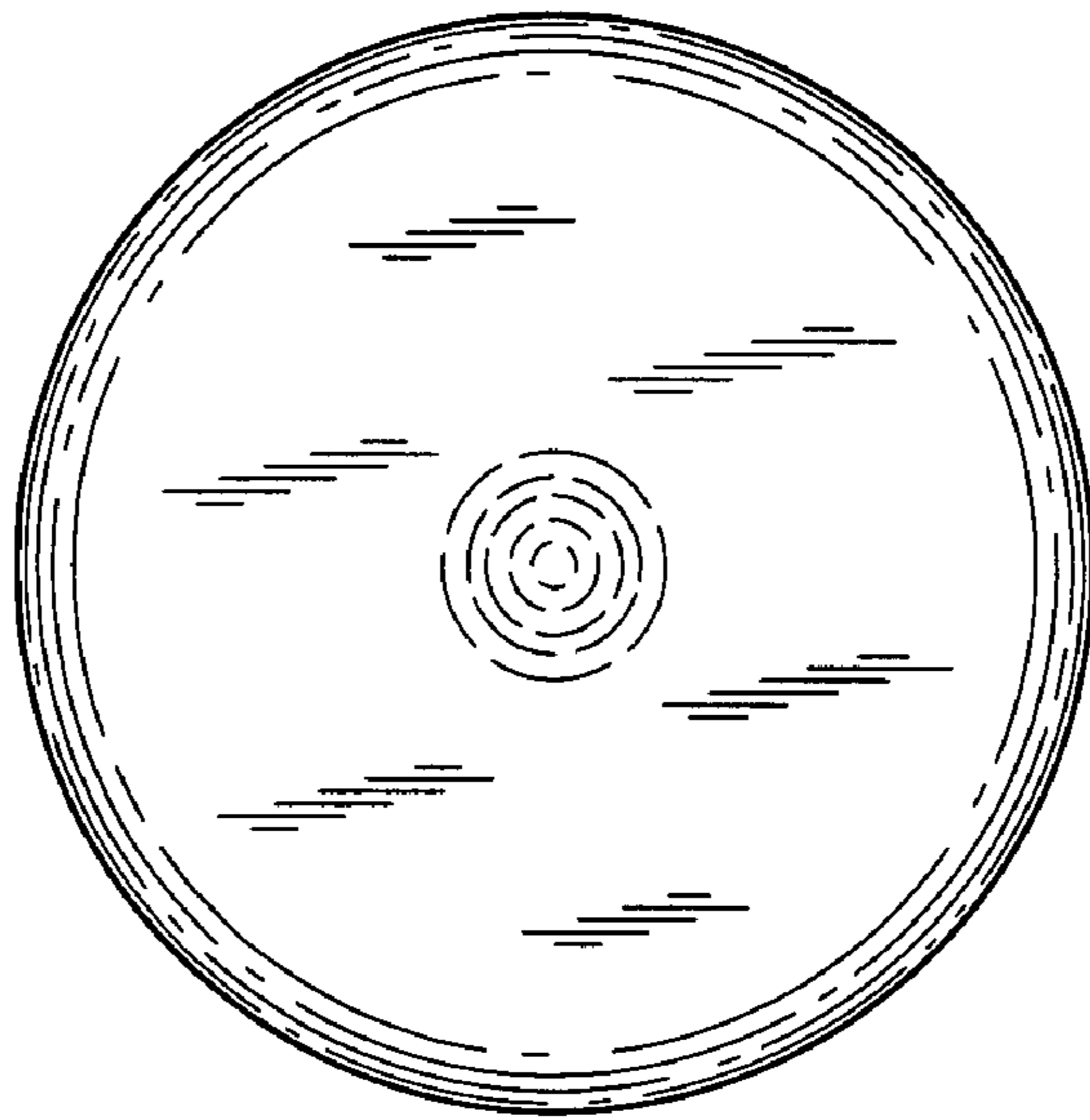


FIG. 3

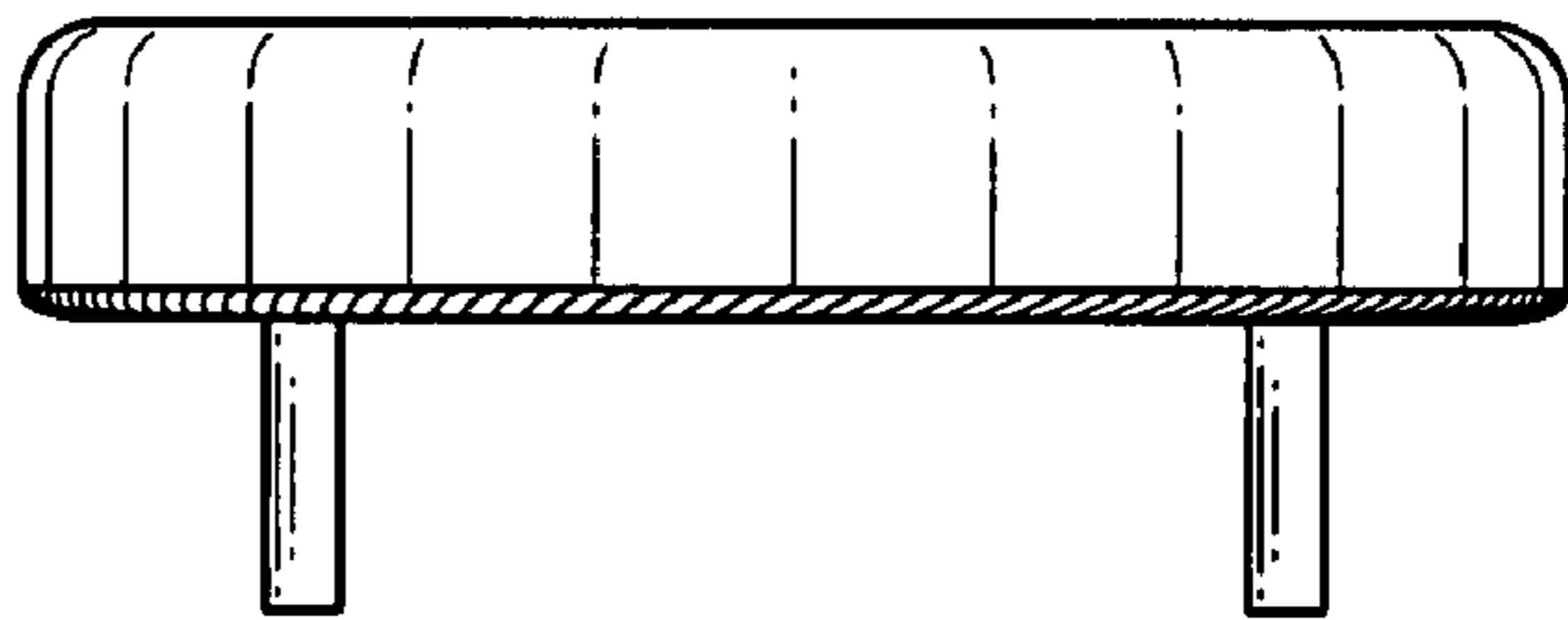


FIG. 4

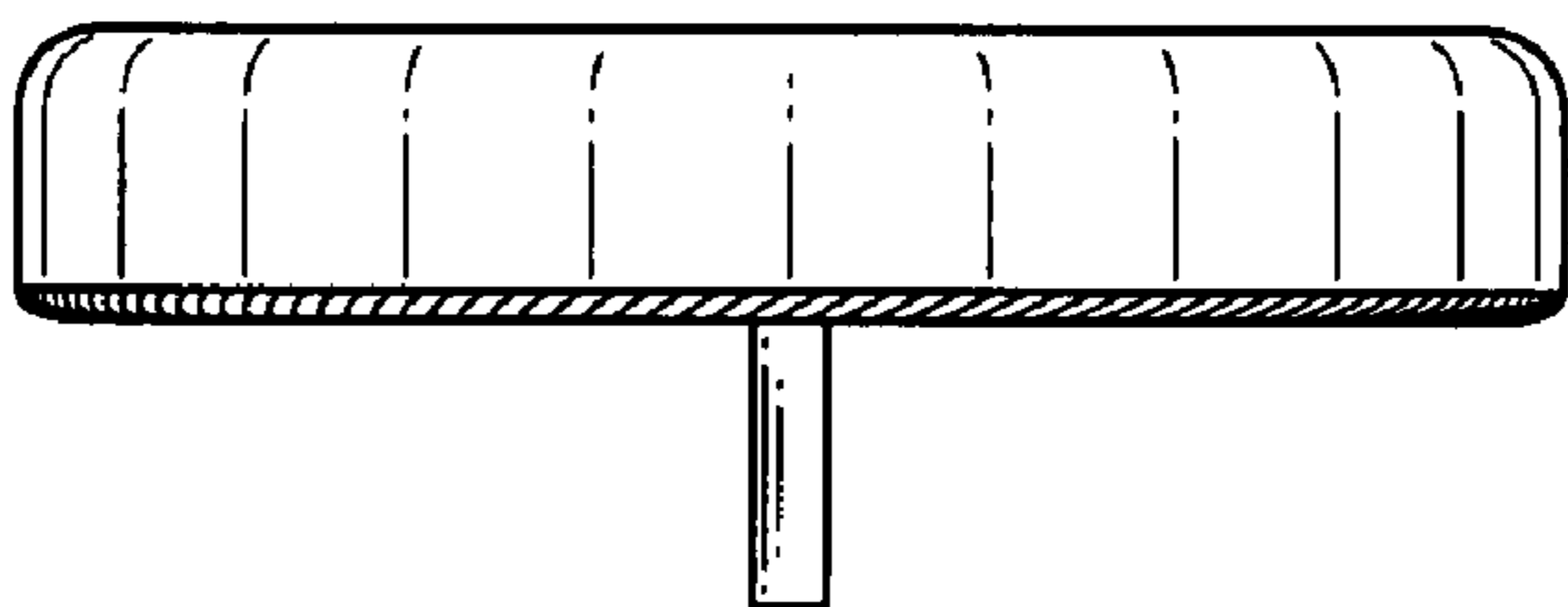


FIG. 5