



US00D611061S

(12) **United States Design Patent**  
**Nam et al.**

(10) **Patent No.:** **US D611,061 S**  
(45) **Date of Patent:** **\*\* Mar. 2, 2010**

(54) **BLU-RAY PLAYER**

(75) Inventors: **Bo Hyun Nam**, Seoul (KR); **Sung Joo Cho**, Seoul (KR)

(73) Assignee: **LG Electronics Inc.**, Seoul (KR)

(\*\*) Term: **14 Years**

(21) Appl. No.: **29/336,776**

(22) Filed: **May 8, 2009**

(30) **Foreign Application Priority Data**

Nov. 10, 2008 (KR) ..... 30-2008-0048437

(51) **LOC (9) Cl.** ..... **14-01**

(52) **U.S. Cl.** ..... **D14/510**

(58) **Field of Classification Search** ..... D14/135,  
D14/500-510, 168, 197-198, 188; 360/99.02,  
360/99.07; 369/75.11, 75.21, 77.21, 77.11;  
720/612, 619, 647, 655; 455/344, 347-351  
See application file for complete search history.

(56) **References Cited**

**U.S. PATENT DOCUMENTS**

D457,153 S \* 5/2002 Allen ..... D14/168  
D500,299 S \* 12/2004 Obata ..... D14/500

D505,129 S \* 5/2005 Yuyama ..... D14/168  
D511,759 S \* 11/2005 Allen ..... D14/500  
D539,261 S \* 3/2007 Hyodo ..... D14/507  
D576,581 S \* 9/2008 Son et al. .... D14/502

\* cited by examiner

*Primary Examiner*—Nanda Bondade

(74) *Attorney, Agent, or Firm*—Birch, Stewart, Kolasch & Birch, LLP

(57) **CLAIM**

The ornamental design for a blu-ray player, as shown and described.

**DESCRIPTION**

FIG. 1 is a top, front, perspective view of a blu-ray player showing our new design;

FIG. 2 is a front view thereof;

FIG. 3 is a rear view thereof;

FIG. 4 is a left side view thereof;

FIG. 5 is a right side view thereof;

FIG. 6 is a top plan view thereof;

FIG. 7 is a bottom plan view thereof; and,

FIG. 8 is a light side view thereof, shown in a use position.

**1 Claim, 4 Drawing Sheets**

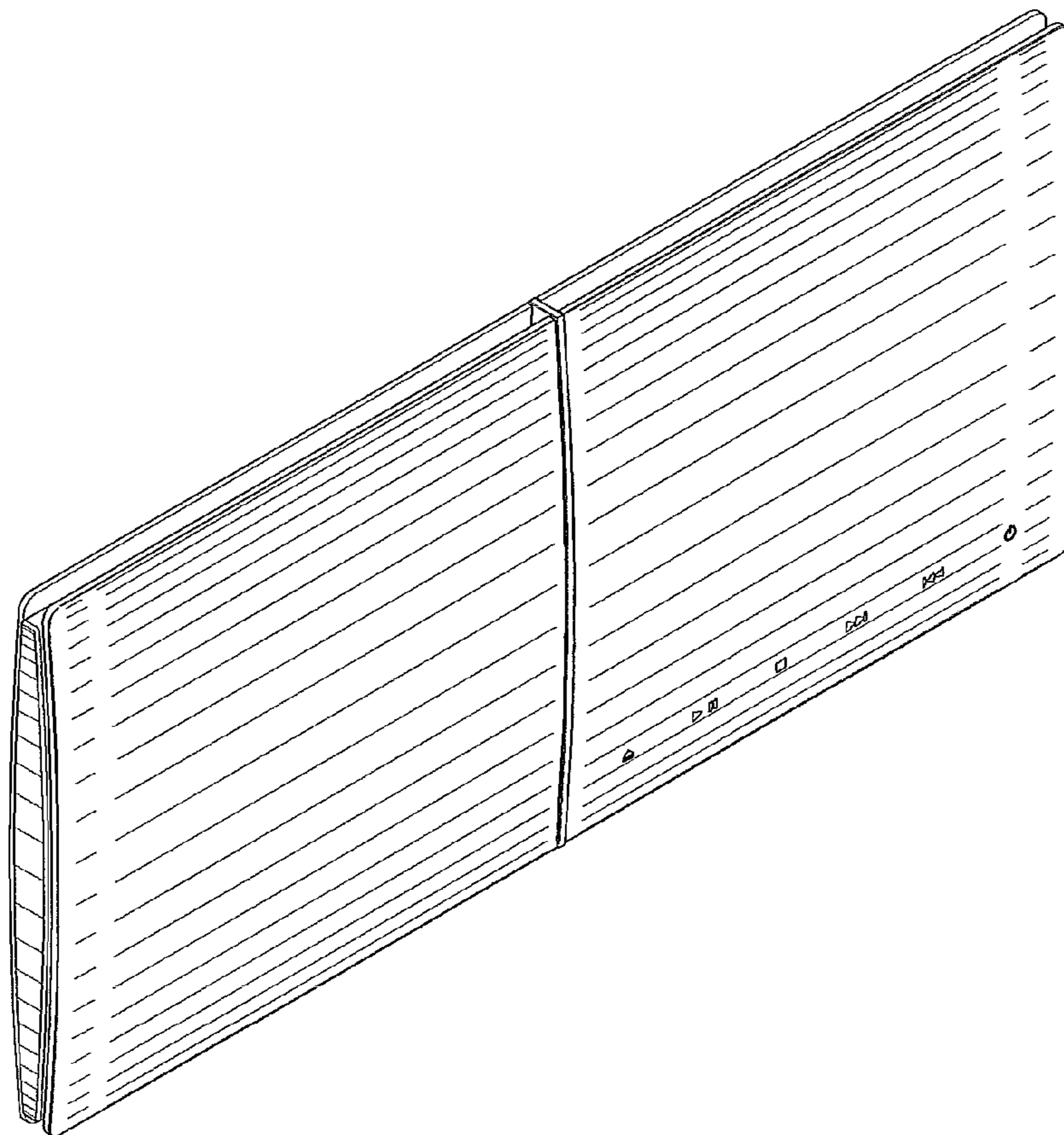


FIG. 1




FIG. 2




FIG. 3

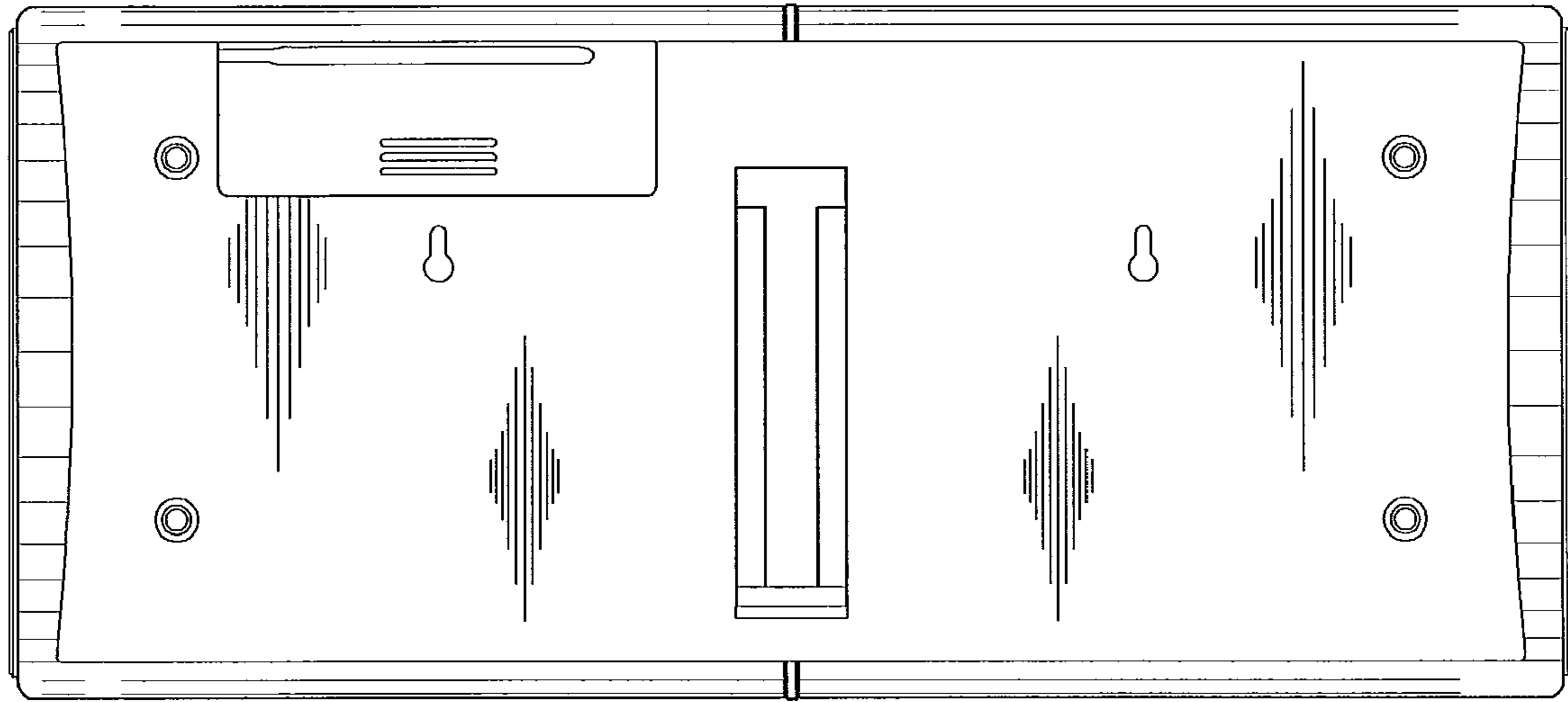


FIG. 4

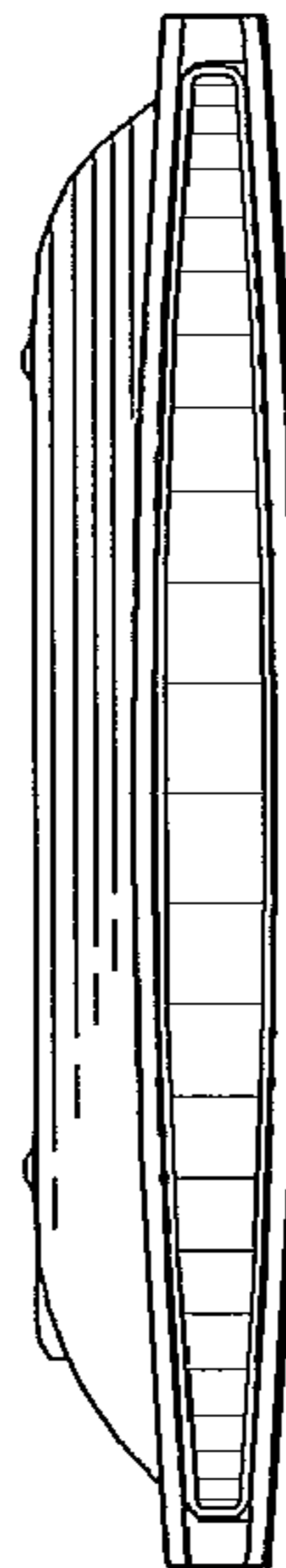


FIG. 5

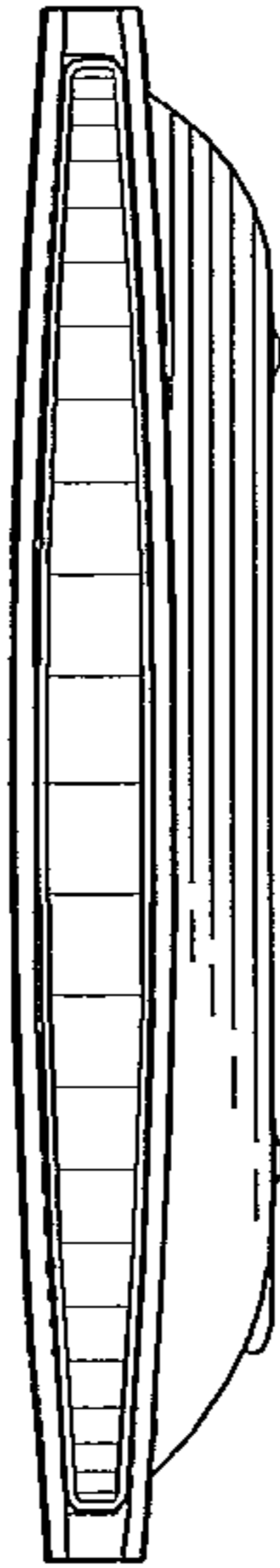
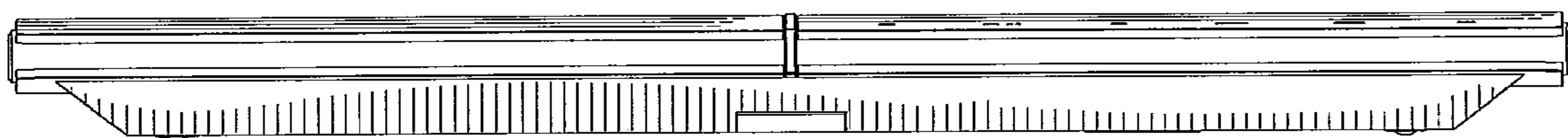


FIG. 6



FIG. 7



# FIG. 8

