



US00D611048S

(12) **United States Design Patent**
Wood et al.

(10) **Patent No.:** **US D611,048 S**
(45) **Date of Patent:** **** Mar. 2, 2010**

(54) **HANDHELD ELECTRONIC DEVICE**

(75) Inventors: **Todd Andrew Wood**, Guelph (CA);
Cortez Corley, Waterloo (CA); **Roman Peter Rak**, Waterloo (CA)

(73) Assignee: **Research In Motion Limited**, Waterloo (CA)

(**) Term: **14 Years**

(21) Appl. No.: **29/336,064**

(22) Filed: **Apr. 28, 2009**

(51) **LOC (9) Cl.** **14-02**

(52) **U.S. Cl.** **D14/341**

(58) **Field of Classification Search** D14/341-347,
D14/138.1, 138 AA, 138 R, 138 AB, 138 AC,
D14/138 AD, 138 C, 138 G, 496, 203.1,
D14/203.3, 203.4, 203.5, 203.6, 203.7, 426,
D14/427, 428, 432, 429, 129, 130, 420, 439-441,
D14/448, 125, 137, 138, 147, 156, 218, 247-248,
D14/250, 389; D10/65, 104; D18/6-7; D21/29,
D21/686, 33, 324, 329, 330; D6/596, 601,
D6/605; D19/60; 379/433.04, 433.07, 433.11,
379/433.12, 433.13, 910, 916, 433.01, 433.06;
455/556.1, 556.2, 566, 575.1, 575.3, 575.4,
455/90.3, 6.1; 345/169, 901, 905; 348/169;
361/814; 341/122; 346/173

See application file for complete search history.

(56) **References Cited**

U.S. PATENT DOCUMENTS

D514,590 S * 2/2006 Naruki D14/203.3
D541,272 S * 4/2007 Wang D14/356
D568,286 S * 5/2008 Suk et al. D14/138 G
D578,098 S * 10/2008 Oh D14/138 AD

D583,345 S * 12/2008 Kim et al. D14/138 AD
D589,924 S * 4/2009 Jung et al. D14/138 AD
D591,252 S * 4/2009 Kim et al. D14/138 G
D592,168 S * 5/2009 Bai et al. D14/138 G
D592,628 S * 5/2009 Kim et al. D14/138 AD
D593,059 S * 5/2009 Kim et al. D14/138 G
D593,526 S * 6/2009 Tang D14/138 G
D593,551 S * 6/2009 Ferrari et al. D14/341
D593,552 S * 6/2009 Ferrari et al. D14/341
D595,712 S * 7/2009 Guery et al. D14/341
D597,512 S * 8/2009 Kim et al. D14/138 G
D600,690 S * 9/2009 Miyaji D14/341
D601,539 S * 10/2009 Hong D14/138 G
D602,000 S * 10/2009 Oh et al. D14/203.7

* cited by examiner

Primary Examiner—Cathron C Brooks
Assistant Examiner—Barbara Fox

(57) **CLAIM**

We claim the ornamental design for a handheld electronic device, as shown and described.

DESCRIPTION

FIG. 1 is a front perspective view of a handheld electronic device showing the new design;

FIG. 2 is a back perspective view of the handheld electronic device of FIG. 1;

FIG. 3 is a front elevational view thereof;

FIG. 4 is a back elevational view thereof;

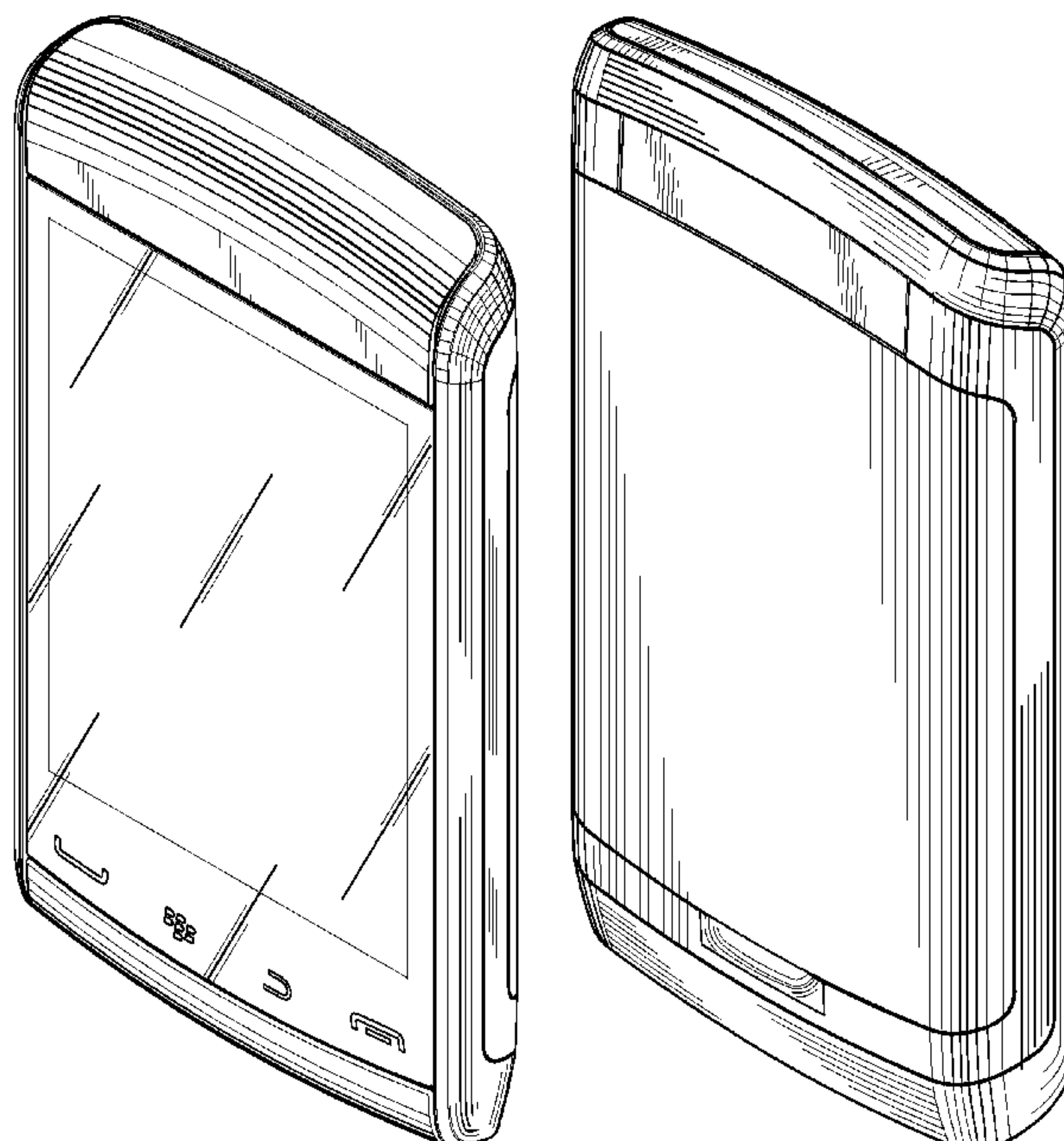
FIG. 5 is a right elevational view thereof;

FIG. 6 is a left elevational view thereof;

FIG. 7 is a top plan view thereof; and,

FIG. 8 is a bottom plan view thereof.

1 Claim, 6 Drawing Sheets



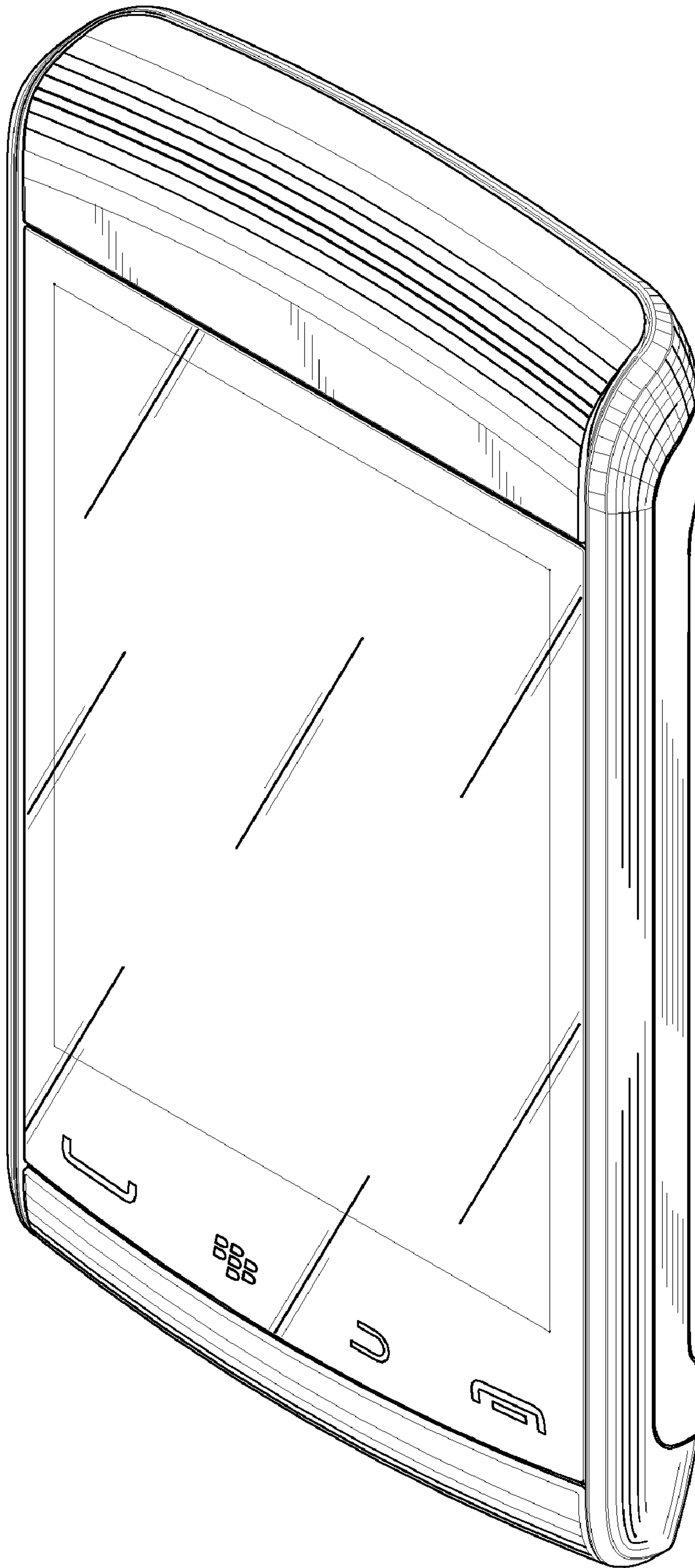


FIG. 1

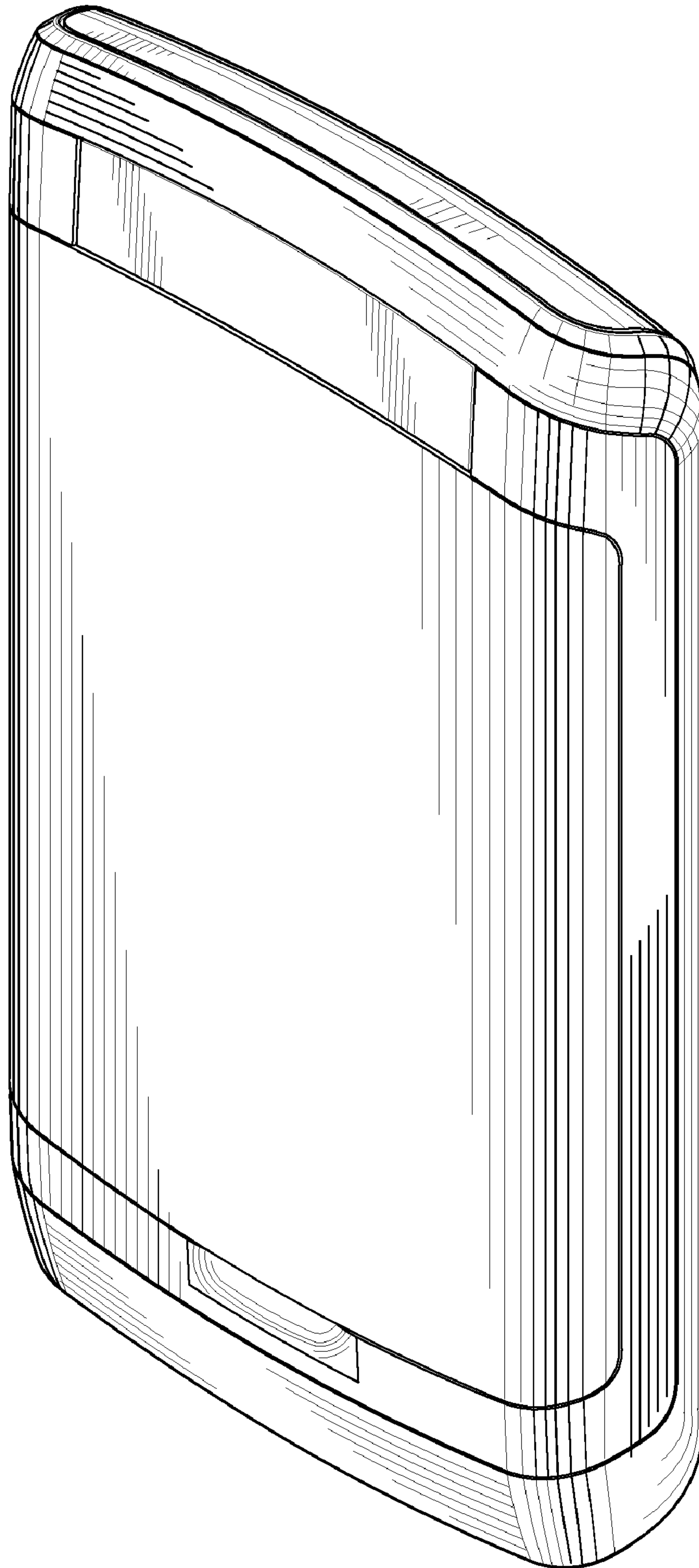


FIG.2

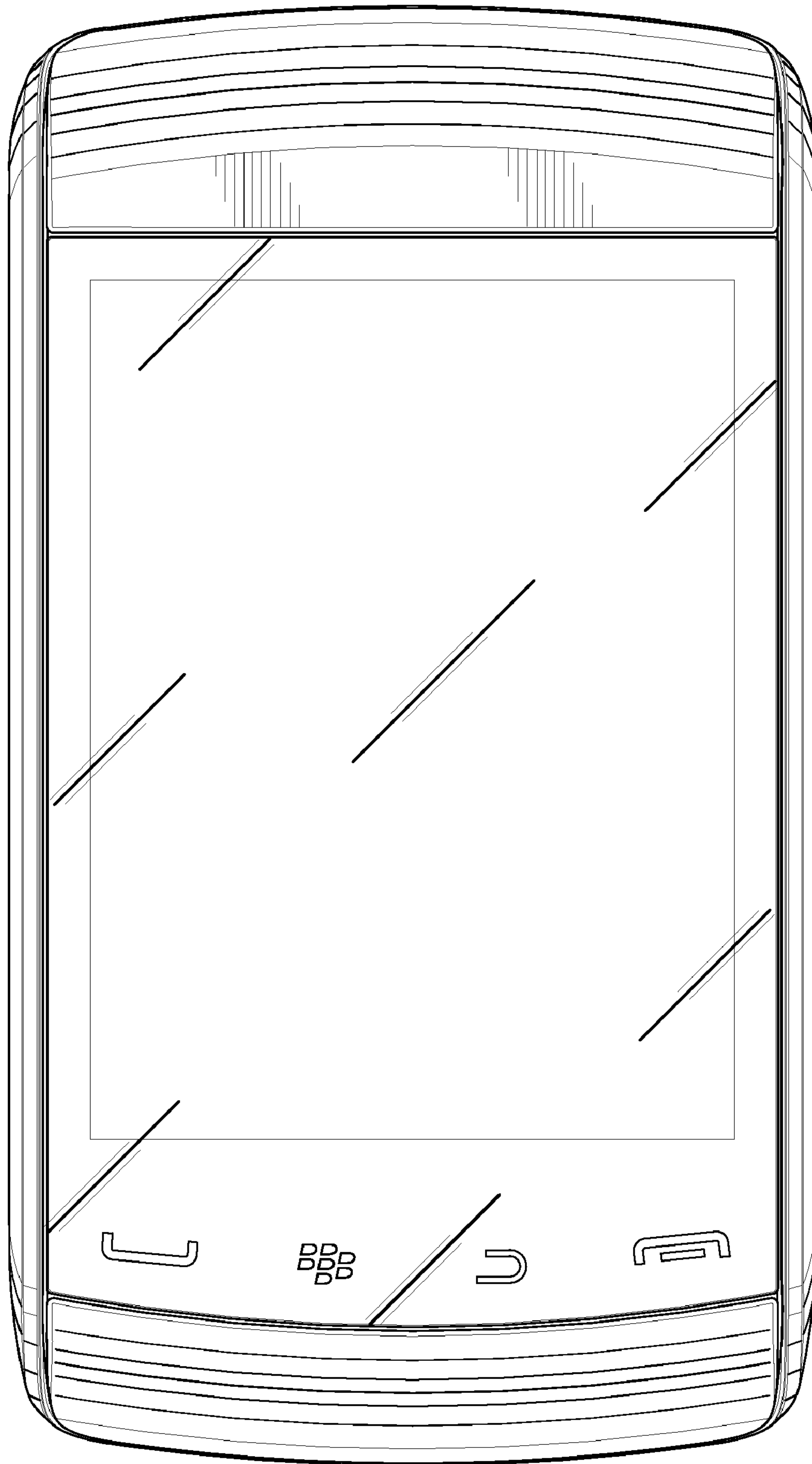


FIG.3




FIG.4




FIG. 5




FIG. 6




FIG. 7




FIG. 8