



US00D611000S

(12) **United States Design Patent**
Baker

(10) **Patent No.:** **US D611,000 S**
(45) **Date of Patent:** **** Mar. 2, 2010**

(54) **HEADPHONE CABLE STAR**

(76) Inventor: **Dale A. Baker**, 1393 E. Highland Rd.,
Twinsburg, OH (US) 44087

(**) Term: **14 Years**

(21) Appl. No.: **29/299,544**

(22) Filed: **Dec. 28, 2007**

(51) **LOC (9) Cl.** **13-03**

(52) **U.S. Cl.** **D13/154**

(58) **Field of Classification Search** D13/118-129,
D13/133, 146-147, 149, 154, 156, 184, 199;
439/13, 20, 22, 135, 246, 306, 350, 352,
439/353, 358, 433, 447, 476.1, 480, 483,
439/578, 582-585, 606-610, 660, 668, 669,
439/675, 677, 676, 680-682, 687, 694, 750,
439/805; D26/73, 4; 362/653; 343/713;
156/63; D14/223

See application file for complete search history.

(56) **References Cited**

U.S. PATENT DOCUMENTS

D434,009 S *	11/2000	Lee	D13/154
6,377,222 B1 *	4/2002	Nicholson	343/713
6,398,386 B1 *	6/2002	Huang	362/653
D465,594 S *	11/2002	Chen	D26/73
D509,802 S *	9/2005	Davison	D13/154
D516,509 S *	3/2006	Baker	D13/133
D520,458 S	5/2006	Wada		
D531,580 S	11/2006	Nishio		
D546,026 S	7/2007	Ellsworth		
D546,981 S *	7/2007	Van Dyn Hoven	D26/4
D546,982 S *	7/2007	Van Dyn Hoven	D26/4
D549,312 S	8/2007	Caserta		

D557,659 S	12/2007	Ashida		
D566,302 S *	4/2008	Van Dyn Hoven	D26/4
D572,386 S *	7/2008	Van Dyn Hoven	D26/4
D582,349 S *	12/2008	Baker	D13/154
D582,350 S *	12/2008	Baker	D13/154
D585,432 S *	1/2009	Baker	D14/223
D585,433 S *	1/2009	Baker	D14/223
D586,759 S *	2/2009	Victor	D13/156
D597,033 S *	7/2009	Baker	D13/154

* cited by examiner

Primary Examiner—Rosemary K Tarcza

(74) *Attorney, Agent, or Firm*—Larson & Larson, P.A.; Frank Liebenow

(57) **CLAIM**

The ornamental design for a headphone cable star, as shown and described.

DESCRIPTION

FIG. 1 is a front elevation view of a headphone cable star showing my novel design;

FIG. 2 is a rear elevation view thereof;

FIG. 3 is a right side elevation view thereof;

FIG. 4 is a left side elevation view thereof;

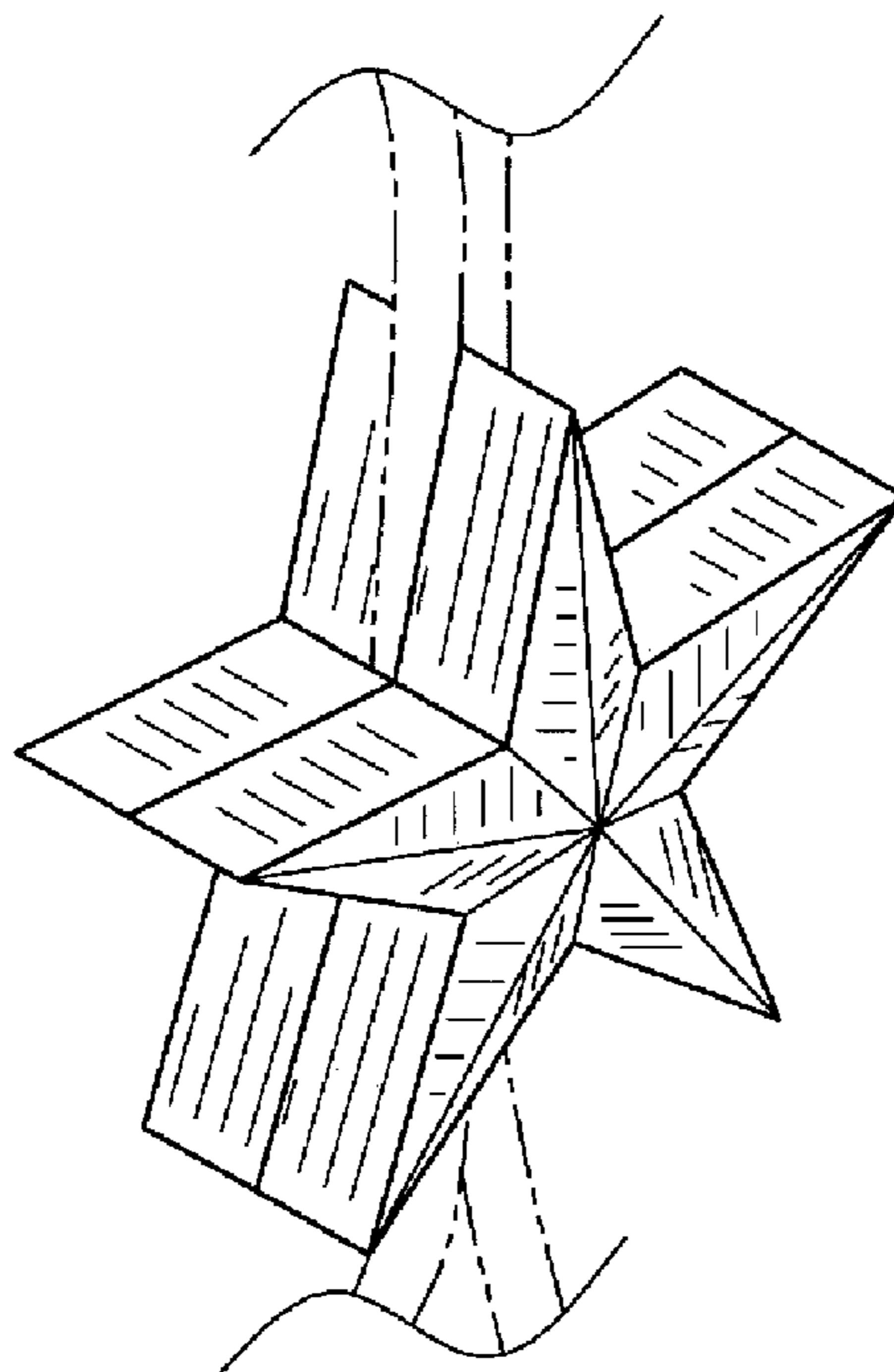
FIG. 5 is a top plan view thereof;

FIG. 6 is a bottom plan view thereof; and,

FIG. 7 is a perspective view of a headphone cable star of the present invention.

The uneven broken line representations in FIGS. 1-7 are for illustrative purposes only and form no part of the claimed design.

1 Claim, 3 Drawing Sheets



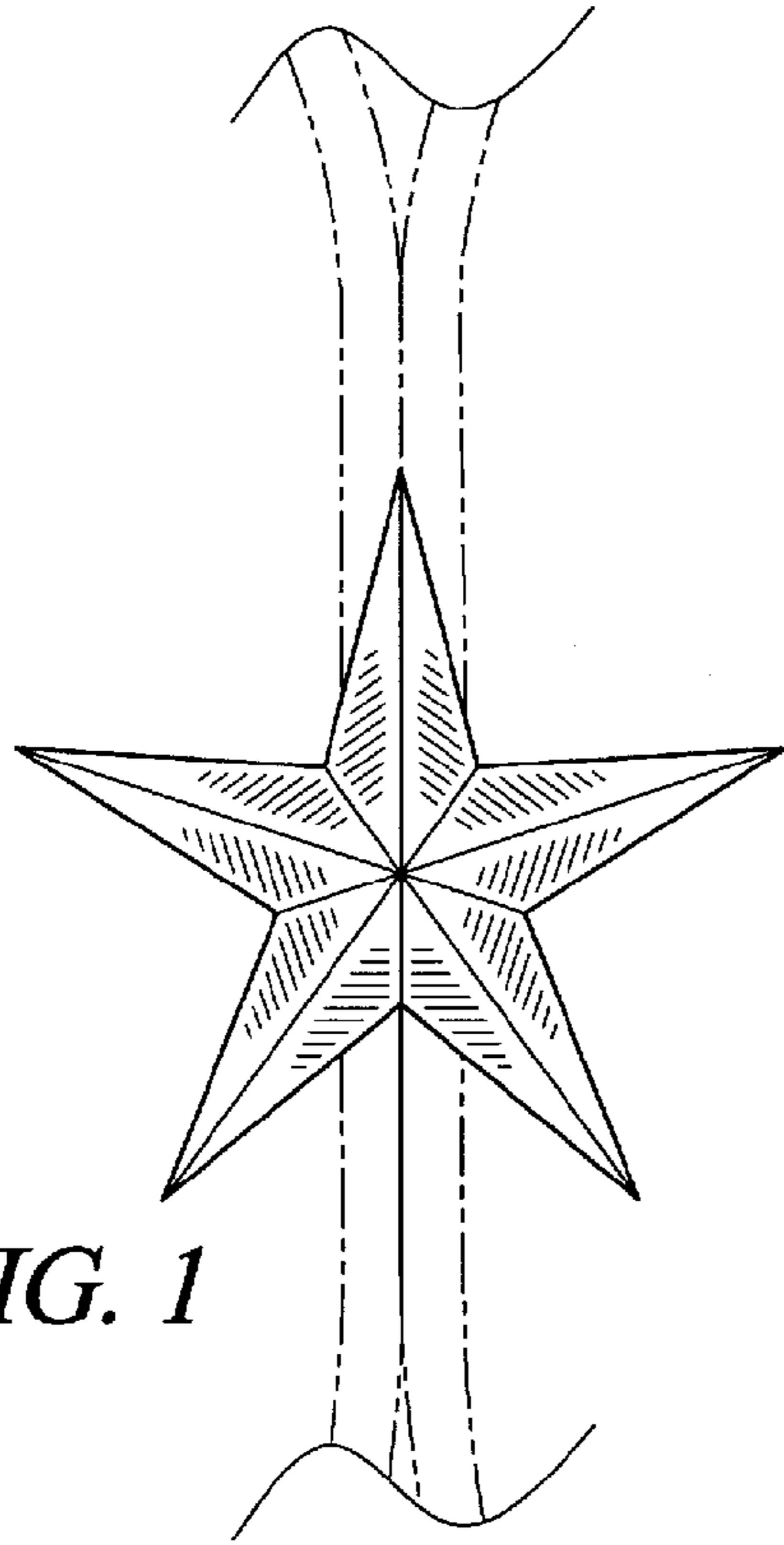


FIG. 1

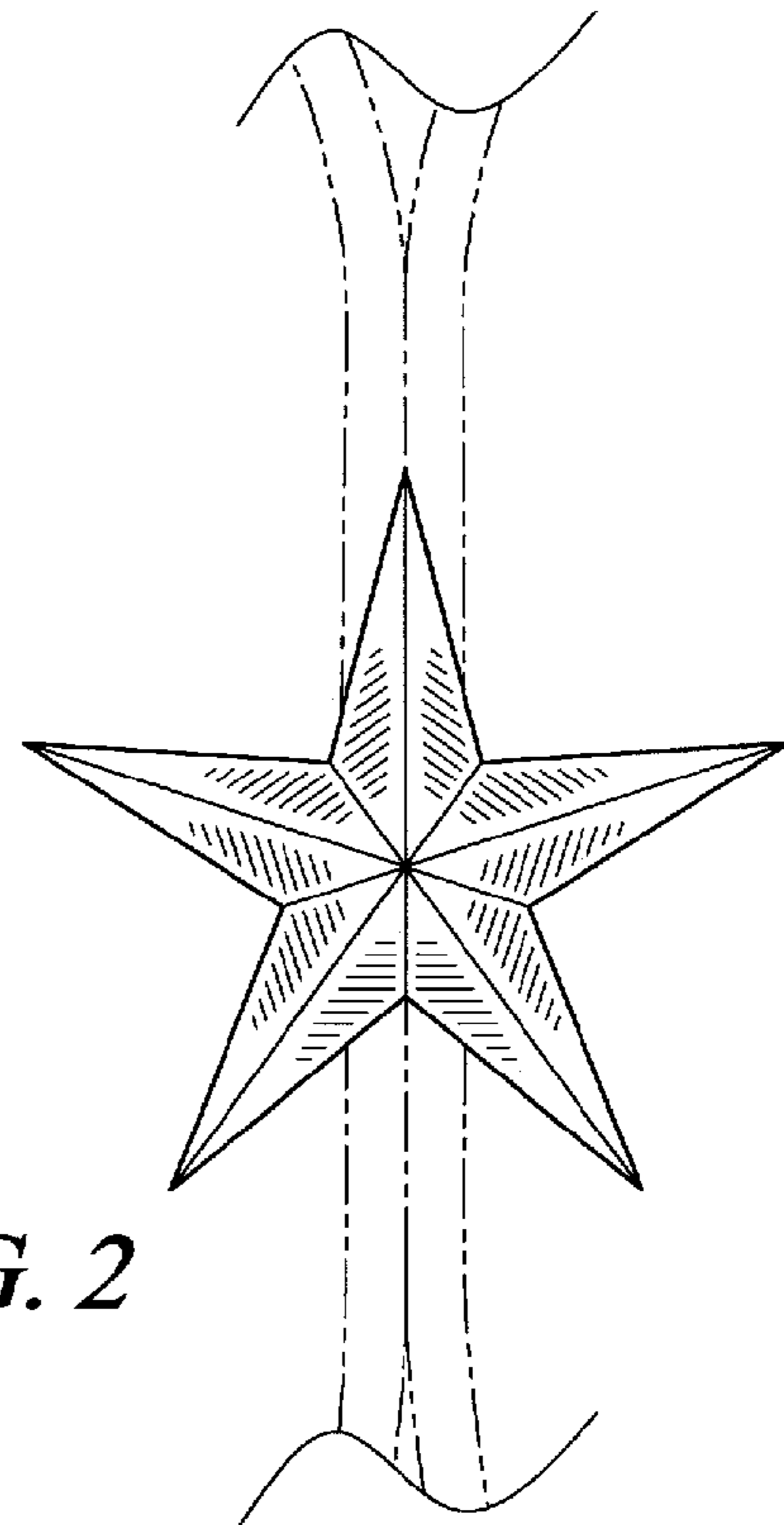


FIG. 2

FIG. 3

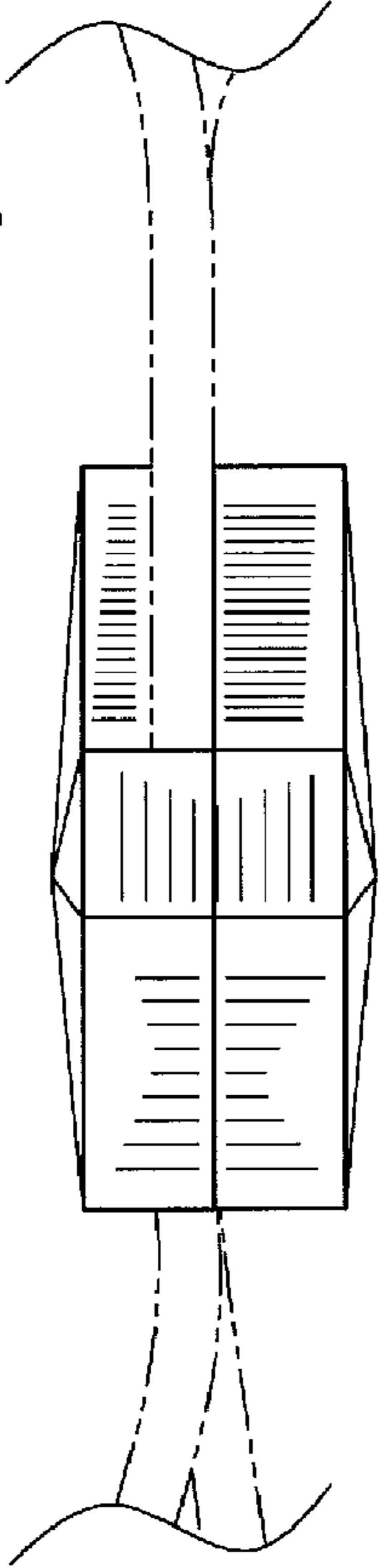
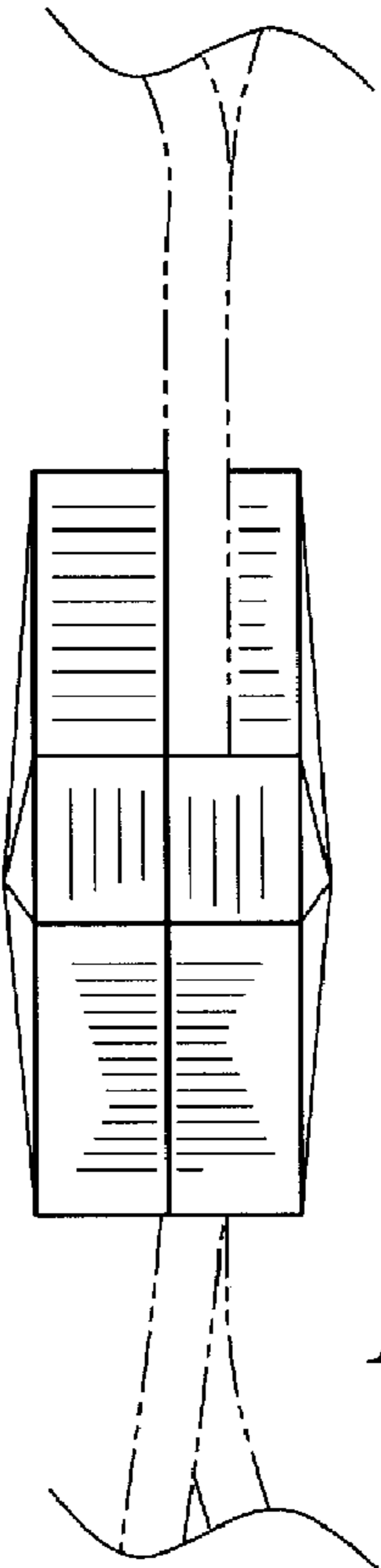


FIG. 4



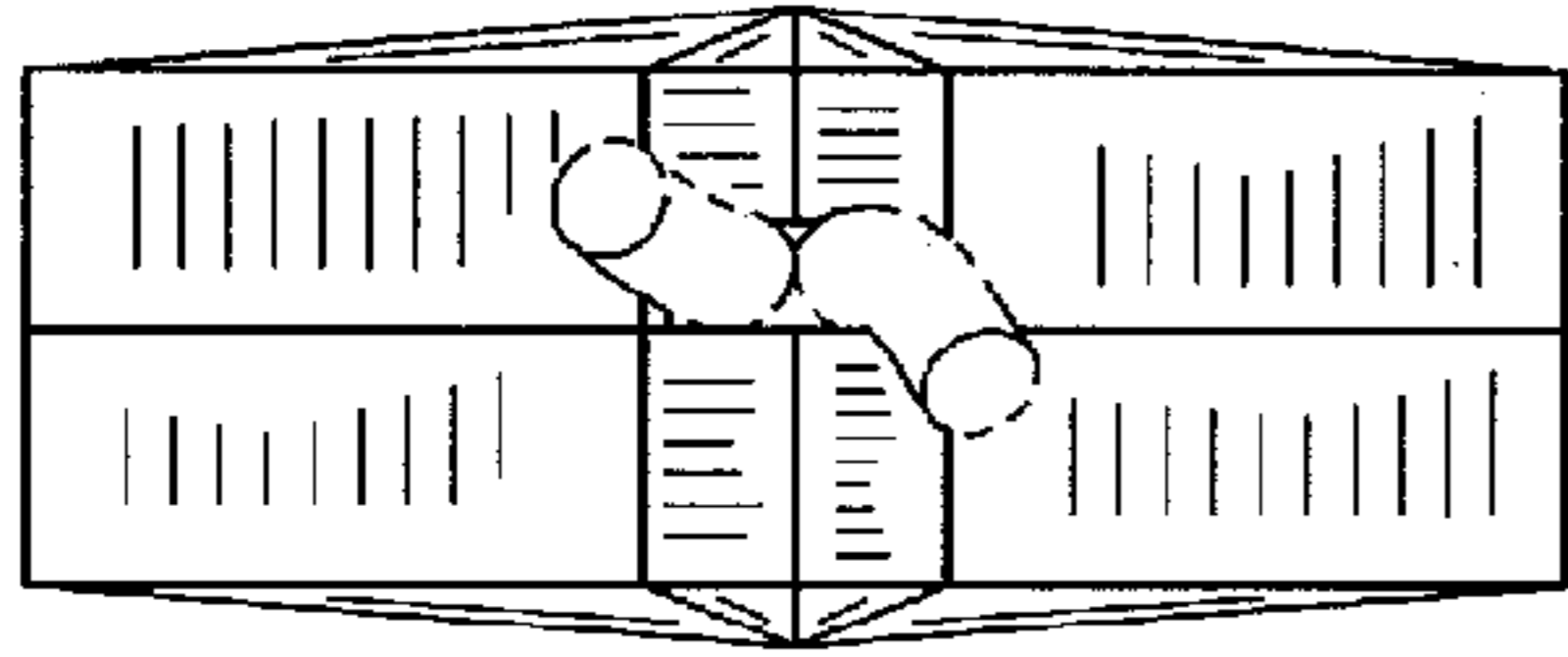


FIG. 5

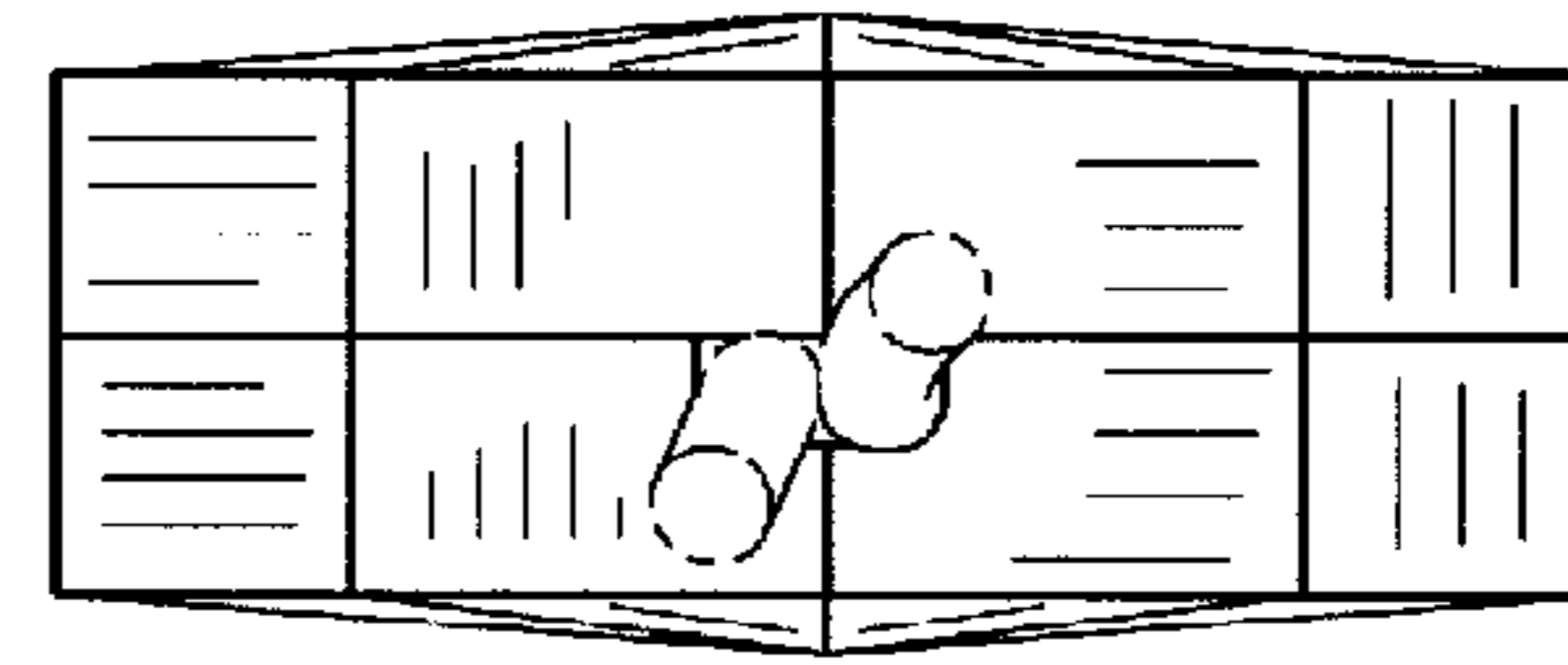


FIG. 6

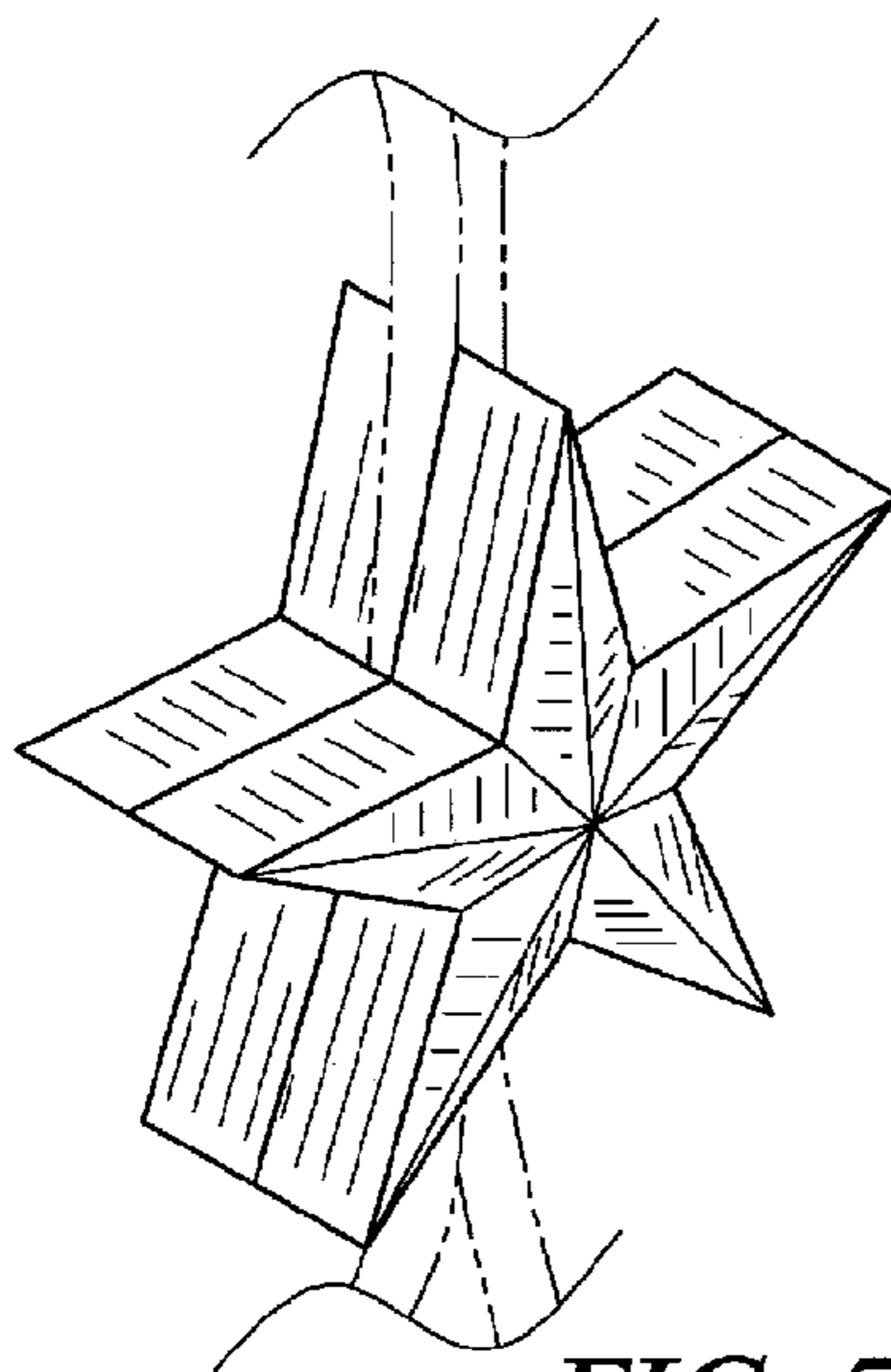


FIG. 7