



US00D610968S

(12) **United States Design Patent**
Godeau et al.

(10) **Patent No.:** **US D610,968 S**
(45) **Date of Patent:** **** Mar. 2, 2010**

(54) **TREAD BAND FOR PNEUMATIC TIRE**

(75) Inventors: **Gilles Godeau**, Clermont-Ferrand (FR);
Fabien Chatignoux, Mozac (FR)

(73) Assignee: **Micheline Recherche et Technique S.A.**, Granges-Paccot (CH)

(**) Term: **14 Years**

(21) Appl. No.: **29/300,494**

(22) Filed: **Apr. 2, 2008**

(30) **Foreign Application Priority Data**

Oct. 4, 2007 (FR) 07 4564

(51) **LOC (9) Cl.** **12-15**

(52) **U.S. Cl.** **D12/583**

(58) **Field of Classification Search** D12/568-603;
152/209.1, 209.8, 209.9, 209.12, 209.18,
152/209.25

See application file for complete search history.

(56) **References Cited**

U.S. PATENT DOCUMENTS

D384,920	S	*	10/1997	De Barsy	D12/574
D388,040	S	*	12/1997	de Barsy	D12/574
D422,248	S	*	4/2000	Williams	D12/600
D457,853	S	*	5/2002	Lopez	D12/574
D458,580	S	*	6/2002	Young et al.	D12/512
D462,652	S	*	9/2002	Lopez	D12/588

D462,653	S	*	9/2002	Lopez	D12/600
D473,843	S	*	4/2003	Le et al.	D12/600
D526,954	S	*	8/2006	Godeau	D12/539
D529,862	S	*	10/2006	Miller et al.	D12/574
D538,738	S	*	3/2007	Miller et al.	D12/574

* cited by examiner

Primary Examiner—Caron Veynar

Assistant Examiner—George D Kirschbaum

(74) *Attorney, Agent, or Firm*—Buchanan Ingersoll & Rooney PC

(57) **CLAIM**

The ornamental design for a tread band for pneumatic tire, as shown and described.

DESCRIPTION

FIG. 1 is a perspective view of the right-hand side of a tread band for pneumatic tires showing our new design;

FIG. 2 is a right side elevational view thereof;

FIG. 3 is a front elevational view thereof, it being understood that the tire tread pattern repeats circumferentially throughout the outer circumference; and,

FIG. 4 is a left side elevational view thereof.

In the drawings, the broken lines defining the sidewall, inner bead and the peripheral boundary between the claimed tire tread and the unclaimed sidewall depict environmental subject matter that forms no part of the claimed design.

1 Claim, 3 Drawing Sheets

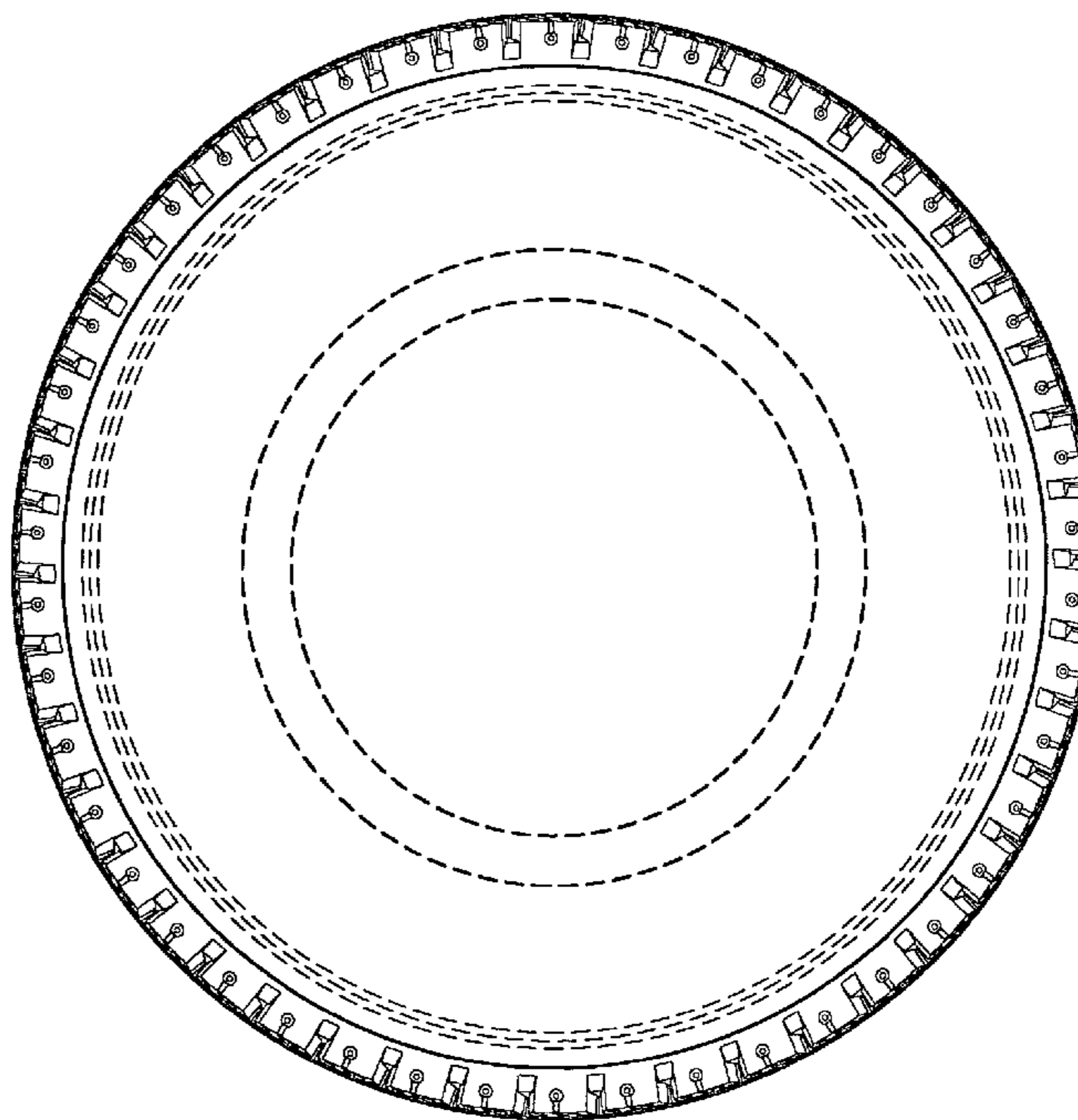
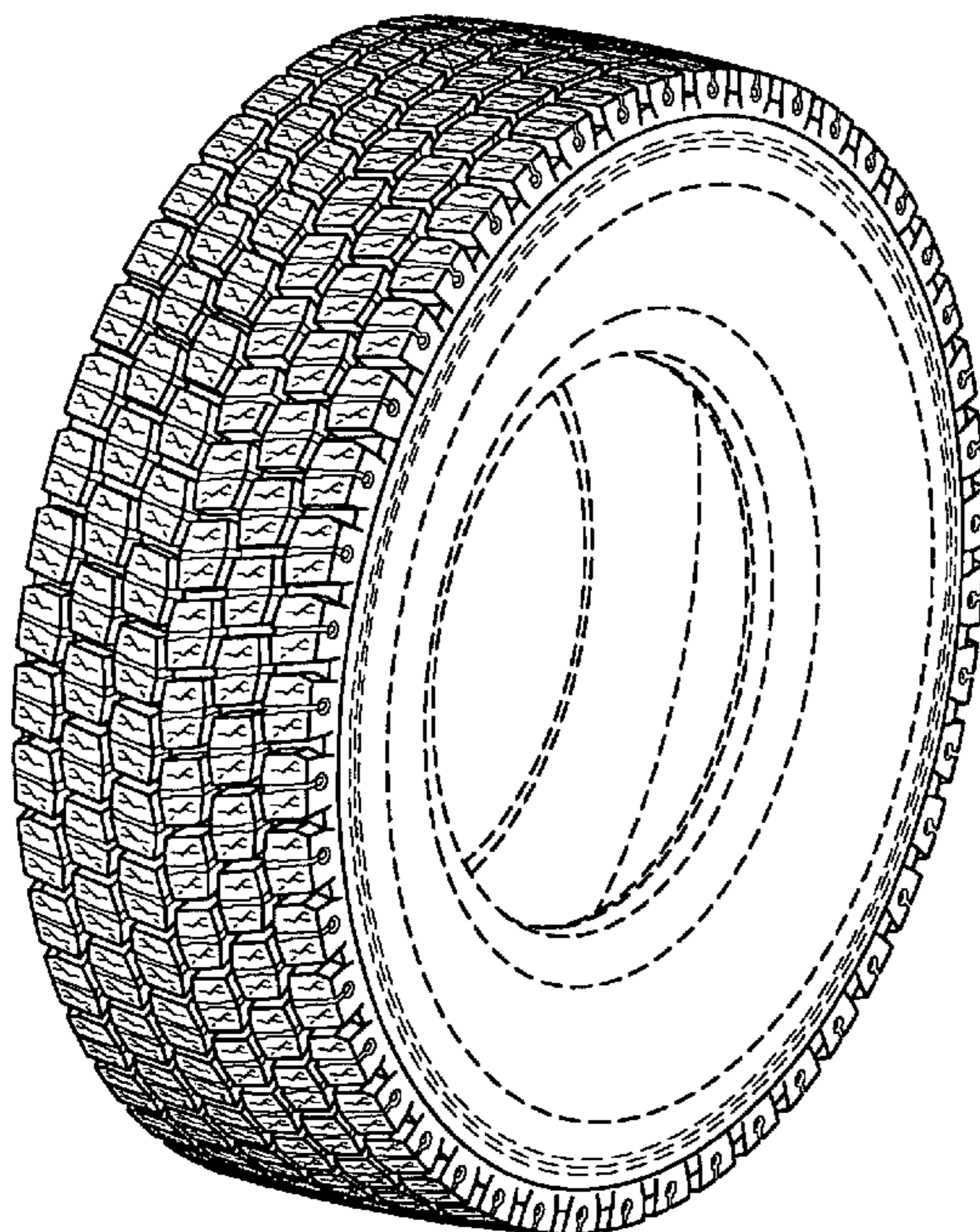
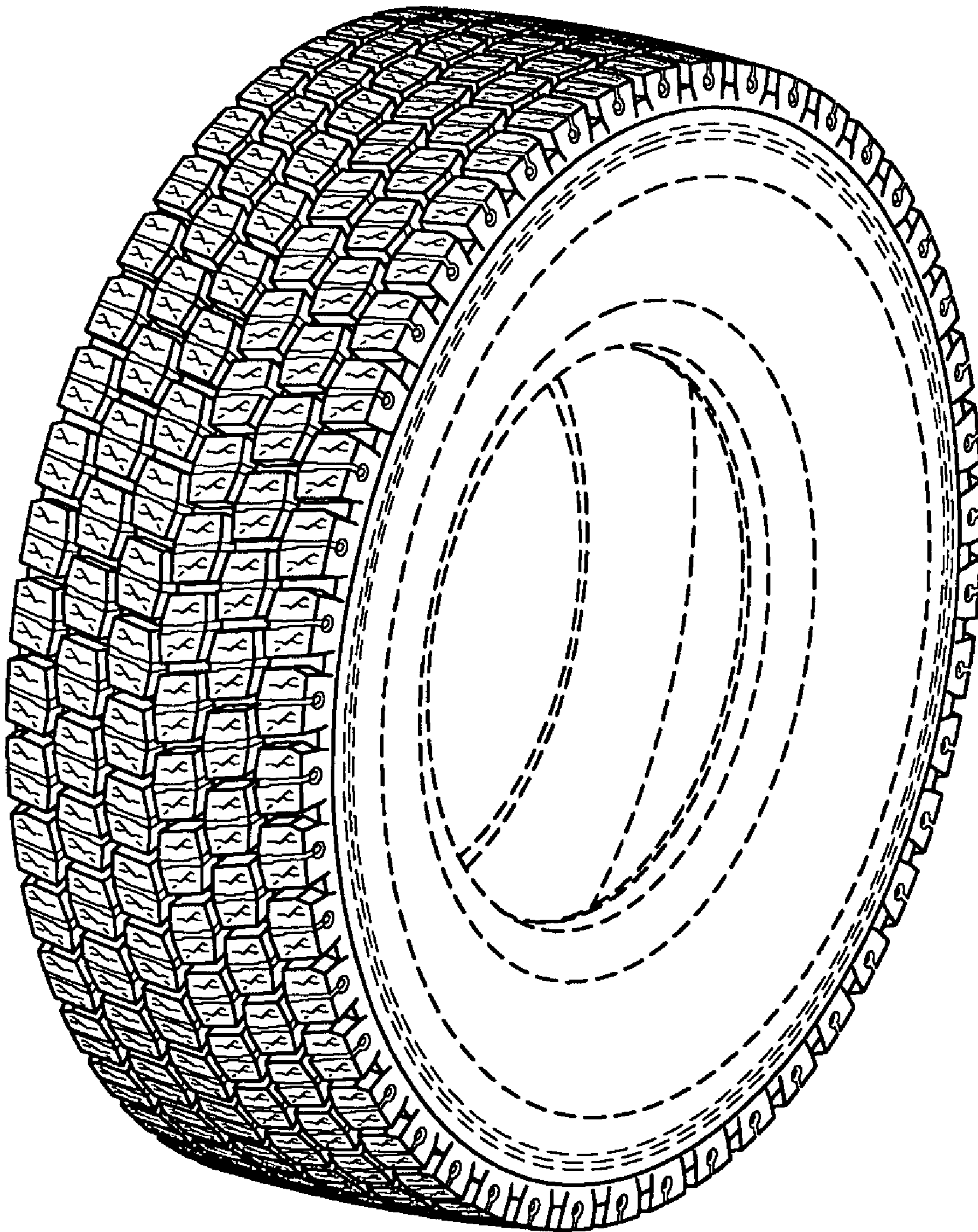


Fig. 1






Fig. 3

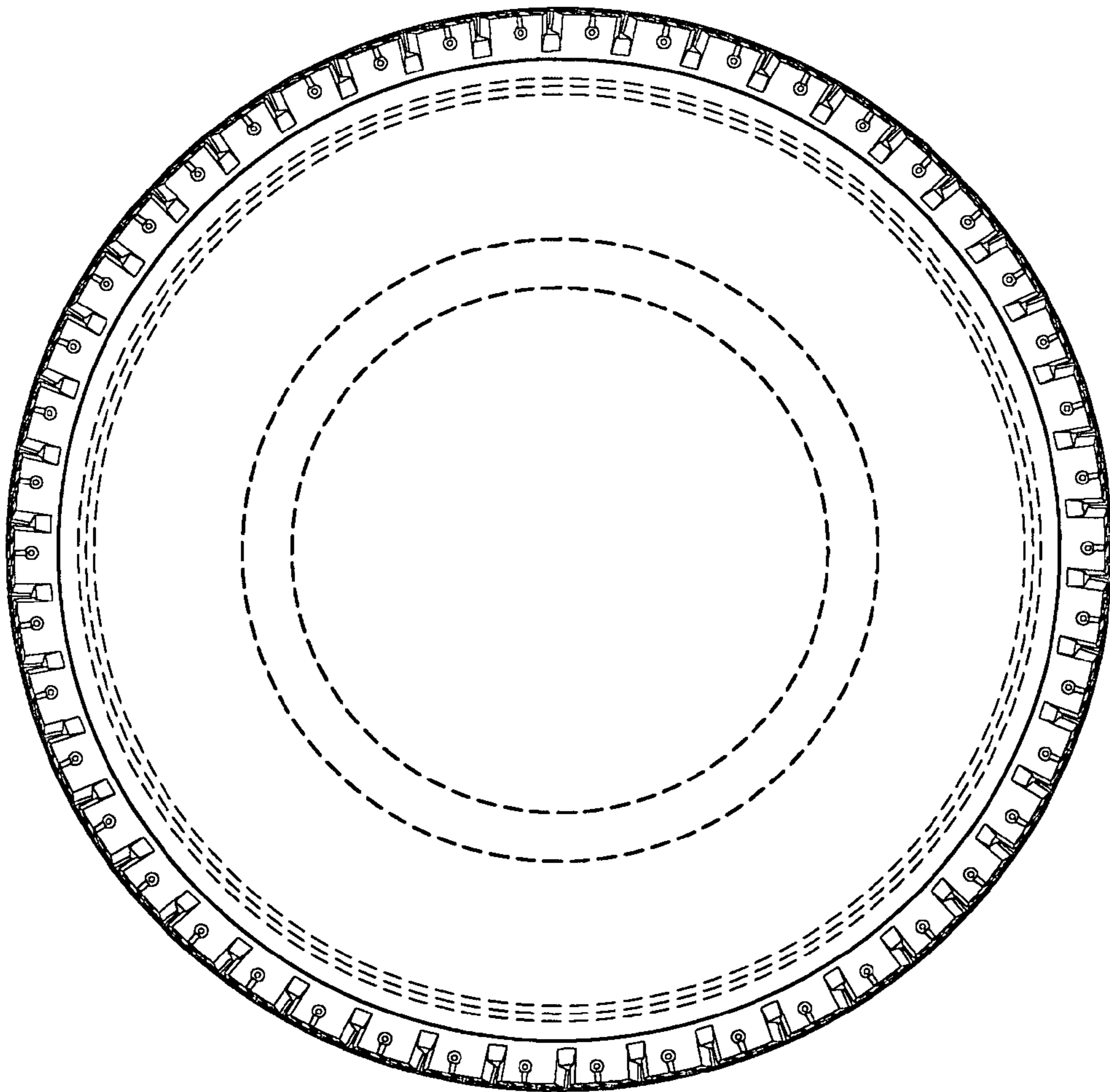


Fig. 2

Fig. 4

