



US00D610956S

(12) **United States Design Patent**  
**Truebsbach**

(10) **Patent No.:** **US D610,956 S**  
(45) **Date of Patent:** **\*\* Mar. 2, 2010**

(54) **FRONT BUMPER FOR A VEHICLE**

D584,200 S \* 1/2009 Leclercq ..... D12/169  
D592,112 S \* 5/2009 Zheng ..... D12/169  
D598,828 S \* 8/2009 Lee ..... D12/169

(75) Inventor: **Sebastian Truebsbach**, Munich (DE)

(73) Assignee: **Bayerische Motoren Werke  
Aktiengesellschaft**, Munich (DE)

(\*\*) Term: **14 Years**

(21) Appl. No.: **29/311,750**

(22) Filed: **Jun. 10, 2009**

(30) **Foreign Application Priority Data**

Dec. 11, 2008 (DE) ..... 40 2008 006 148

(51) **LOC (9) Cl.** ..... **12-16**

(52) **U.S. Cl.** ..... **D12/169**

(58) **Field of Classification Search** ..... D12/169,  
D12/196, 171, 216, 163, 86, 90-92; 293/102,  
293/113, 115, 117, 120; 296/180.1, 180.2  
See application file for complete search history.

(56) **References Cited**

**U.S. PATENT DOCUMENTS**

D474,720 S \* 5/2003 Tachibana et al. .... D12/169  
D520,417 S \* 5/2006 Yagi et al. .... D12/169  
D556,653 S \* 12/2007 Leclercq ..... D12/169

\* cited by examiner

*Primary Examiner*—Melody N Brown  
(74) *Attorney, Agent, or Firm*—Crowell & Moring LLP

(57) **CLAIM**

The ornamental design for a front bumper for a vehicle, as shown and described.

**DESCRIPTION**

FIG. 1 is a left perspective view of a front bumper for a vehicle according to my design;

FIG. 2 is a right perspective view thereof;

FIG. 3 is a front view thereof;


FIG. 4 is a top view thereof;

FIG. 5 is a bottom view thereof; and,

FIG. 6 is a right side view thereof, the left side view being mirror symmetrical.

The broken lines are for illustrative purposes only and form no part of the claimed design.

**1 Claim, 3 Drawing Sheets**



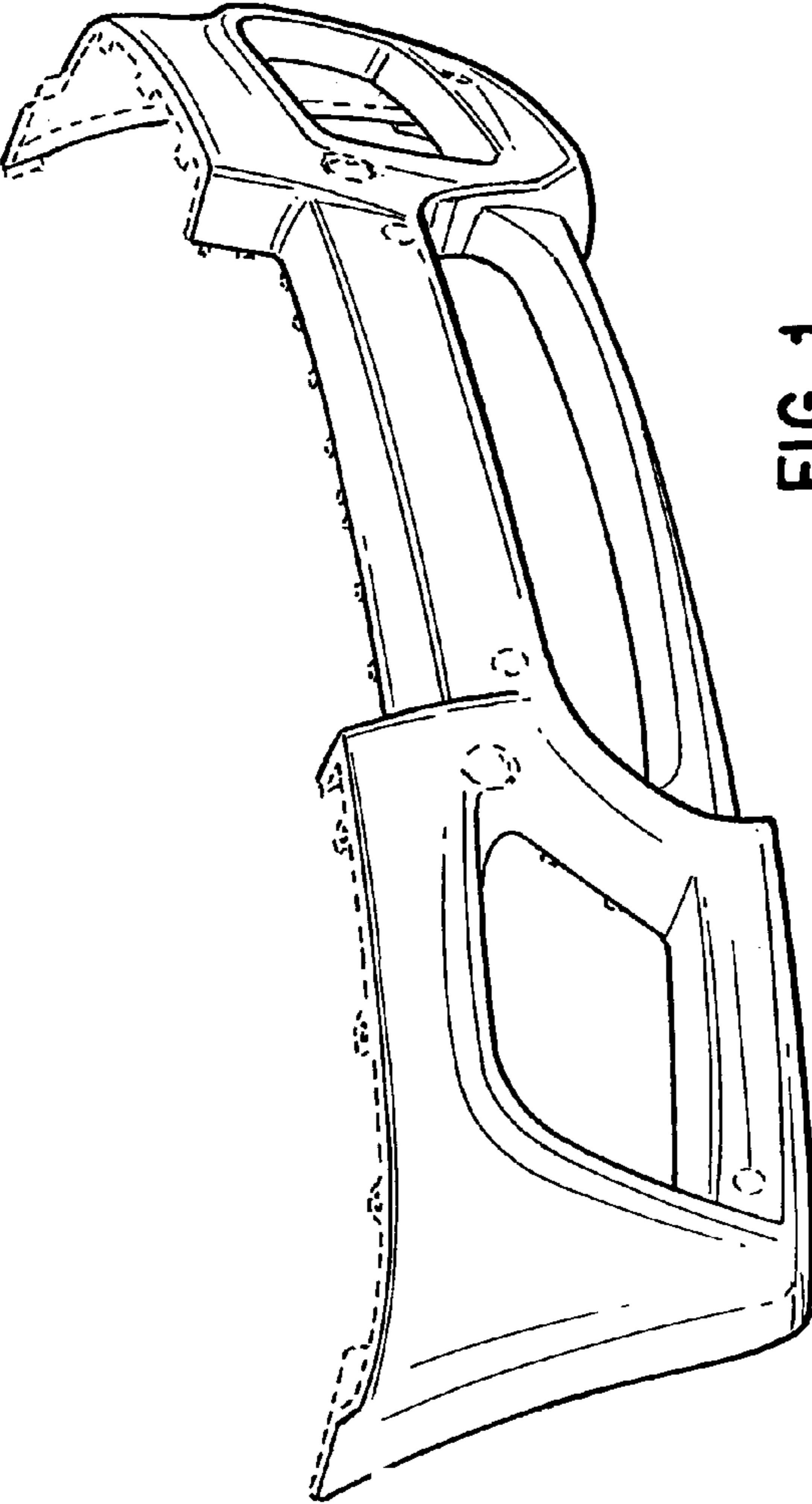


FIG. 1

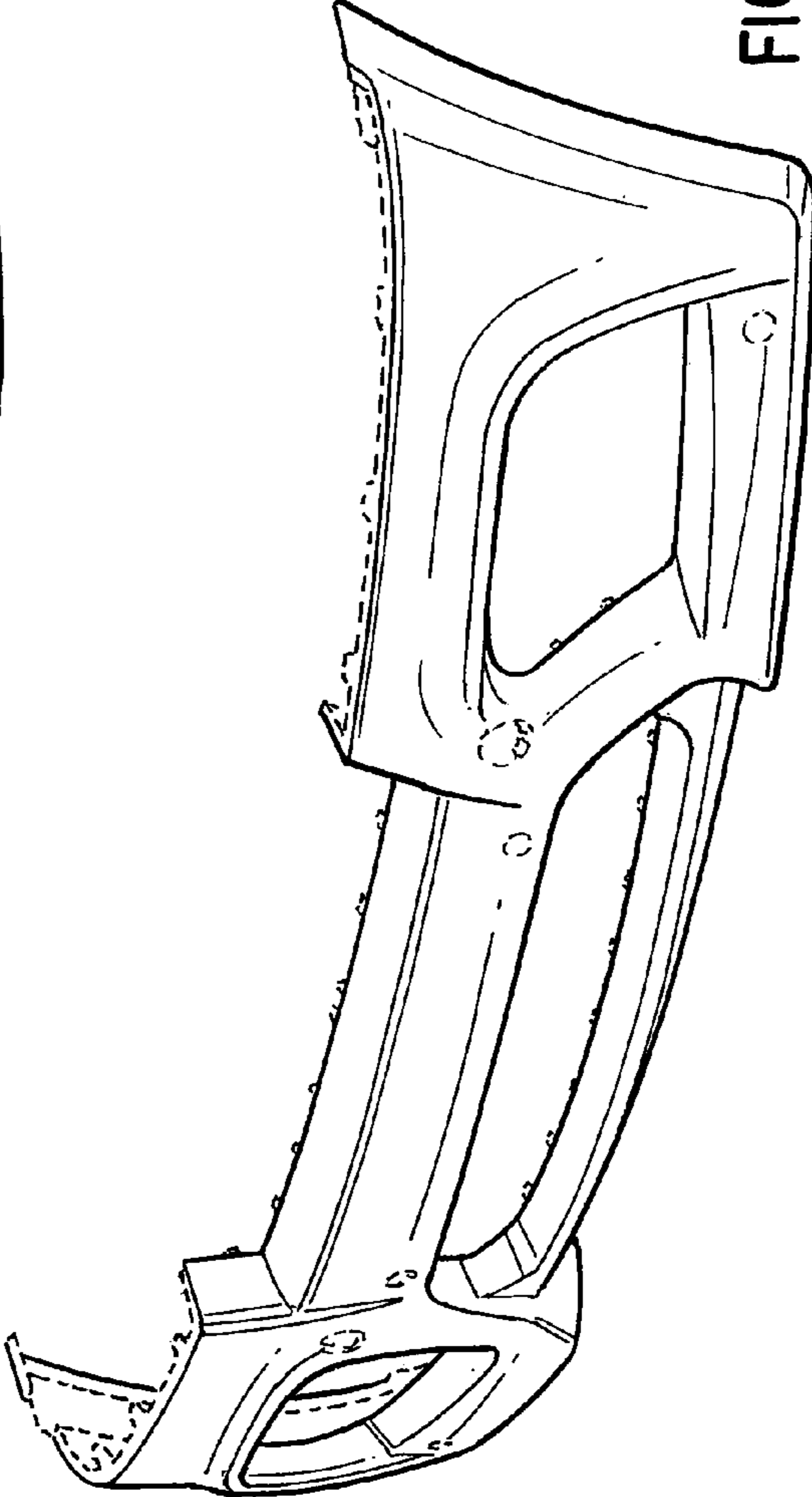


FIG. 2

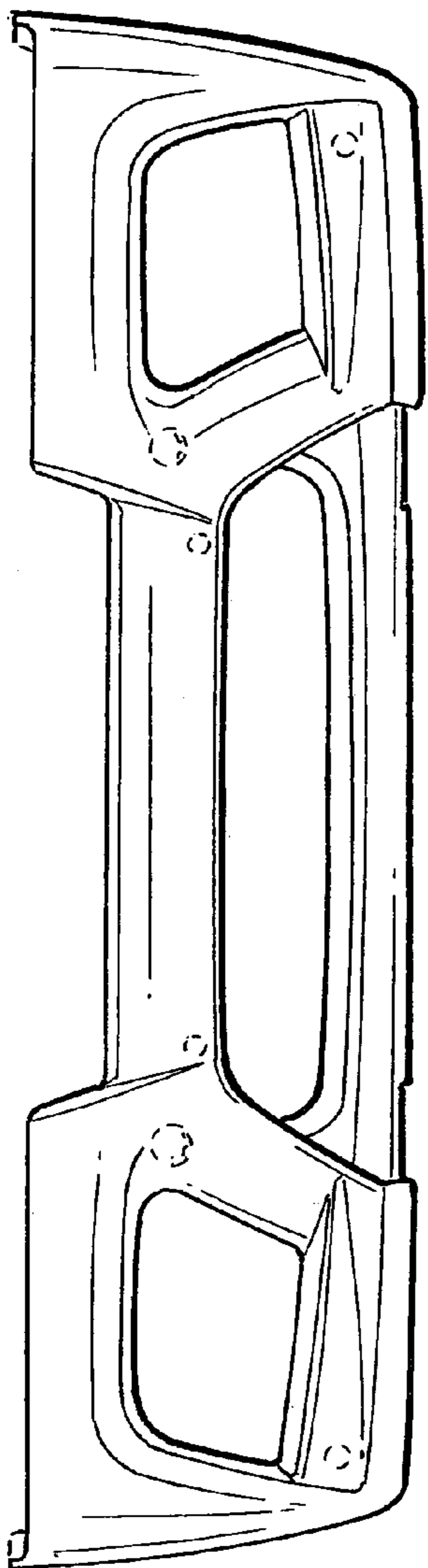


FIG. 3

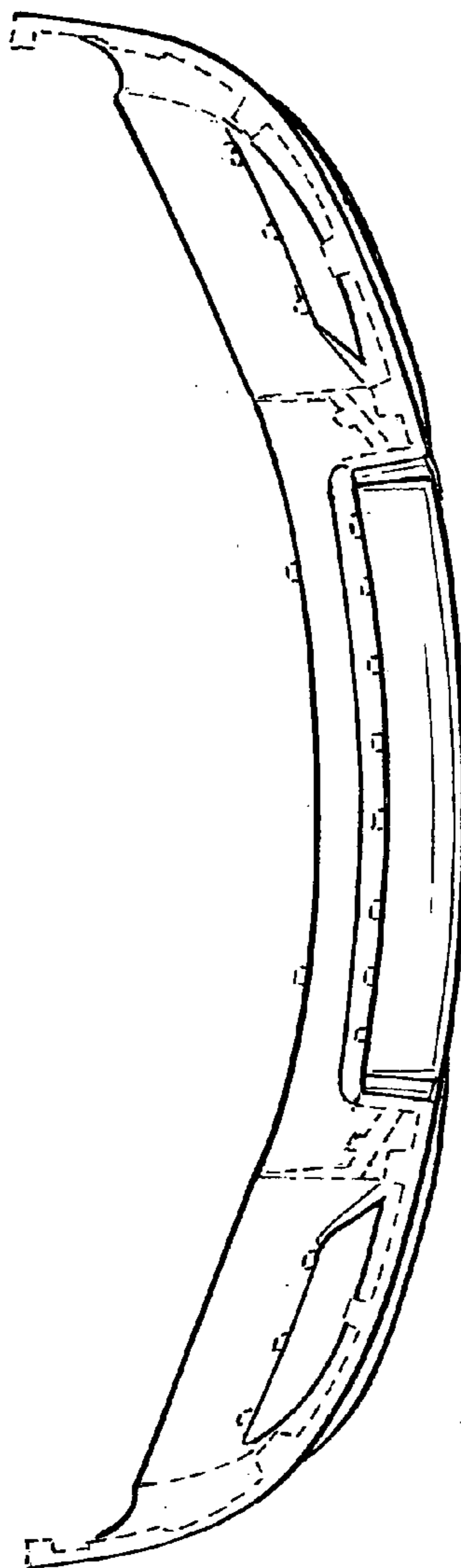


FIG. 4

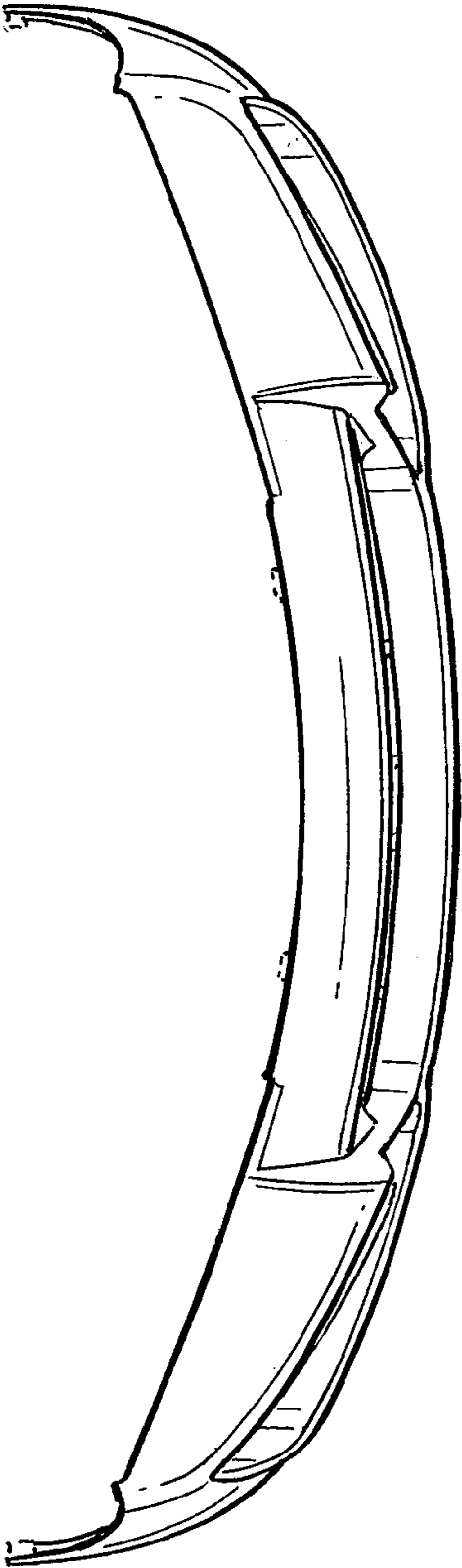


FIG. 5

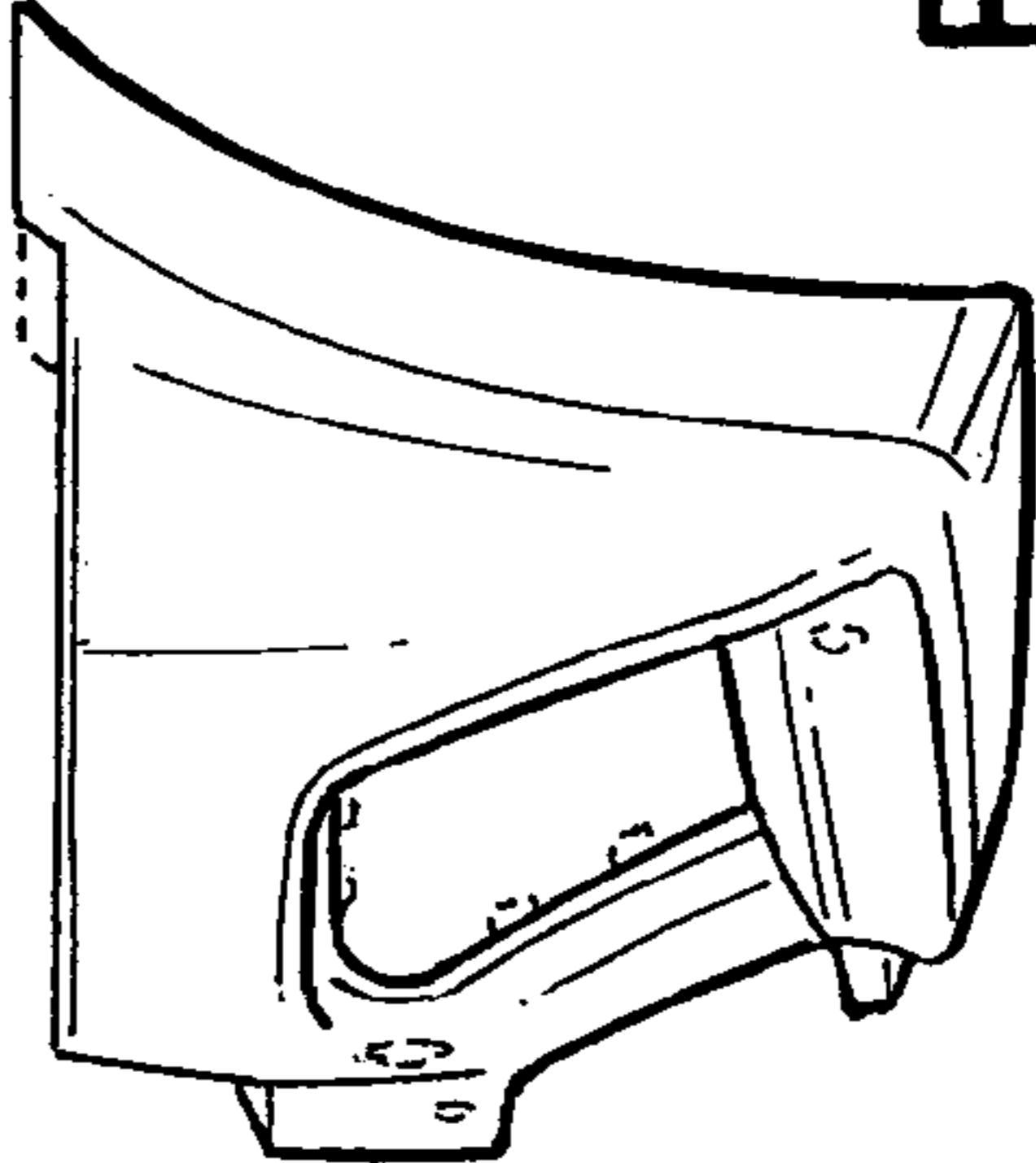


FIG. 6