



US00D610951S

(12) **United States Design Patent**
Jakob

(10) **Patent No.:** **US D610,951 S**
(45) **Date of Patent:** **** Mar. 2, 2010**

(54) **AUTOMOBILE**

(75) Inventor: **Boris Jakob**, Wiesbaden (DE)

(73) Assignee: **GM Global Technology Operations, Inc.**, Detroit, MI (US)

(**) Term: **14 Years**

(21) Appl. No.: **29/315,939**

(22) Filed: **Aug. 6, 2009**

(30) **Foreign Application Priority Data**

Feb. 11, 2009 (EM) 001086300

(51) **LOC (9) Cl.** **12-08**

(52) **U.S. Cl.** **D12/92**

(58) **Field of Classification Search** D12/86,
D12/90-92; 296/181.1, 181.5
See application file for complete search history.

(56) **References Cited**

U.S. PATENT DOCUMENTS

D496,884 S * 10/2004 Okonkwo D12/92
D519,879 S * 5/2006 Cartabiano D12/91
D528,472 S * 9/2006 Yamada et al. D12/91

D584,192 S * 1/2009 Hasegawa et al. D12/92
D584,998 S * 1/2009 Lamm et al. D12/92
D586,263 S * 2/2009 Osborne et al. D12/92
D594,384 S * 6/2009 Ward D12/92

* cited by examiner

Primary Examiner—Melody N Brown

(74) *Attorney, Agent, or Firm*—Abelman, Frayne & Schwab

(57) **CLAIM**

The ornamental design for an automobile, as shown and described.

DESCRIPTION

FIG. 1 is a right-side and front perspective view of an automobile showing my new design;

FIG. 2 is a rear and left-side perspective view thereof;

FIG. 3 is a front elevational view thereof;

FIG. 4 is a right-side view thereof;

FIG. 5 is a rear elevational view thereof;

FIG. 6 is a left-side view thereof; and,

FIG. 7 is a top view thereof.

1 Claim, 7 Drawing Sheets




Fig. 1




Fig. 2




Fig. 3



Fig. 4




Fig. 5




Fig. 6




Fig. 7

