



US00D610898S

(12) **United States Design Patent**
Hager et al.

(10) **Patent No.:** **US D610,898 S**
(45) **Date of Patent:** **** Mar. 2, 2010**

(54) **HOOK**

(75) Inventors: **Roger T. Hager**, Woodbury, MN (US);
Craig D. Thompson, Inver Grove Heights, MN (US); **Mauro Porcini**, Milan (IT); **Matthieu Aquino**, Milan (IT); **Sean C. McGreevy**, St. Paul, MN (US)

(73) Assignee: **3M Innovative Properties Company**, St. Paul, MN (US)

(**) Term: **14 Years**

(21) Appl. No.: **29/319,828**

(22) Filed: **Jun. 16, 2008**

(51) **LOC (9) Cl.** **08-05**

(52) **U.S. Cl.** **D8/367**

(58) **Field of Classification Search** D8/367,
D8/373; D6/323; 248/301-304, 339
See application file for complete search history.

(56) **References Cited**

U.S. PATENT DOCUMENTS

D443,503 S * 6/2001 Harvey D8/367

D480,292 S * 10/2003 Johansson et al. D8/367
D494,452 S * 8/2004 Sheldon et al. D8/367
D515,911 S * 2/2006 McDuff D8/367
D543,837 S * 6/2007 Newbould et al. D8/367
D554,481 S * 11/2007 Newbould et al. D8/367
D554,482 S * 11/2007 Hager et al. D8/367

* cited by examiner

Primary Examiner—Holly H Baynham

(74) *Attorney, Agent, or Firm*—David B. Patchett

(57) **CLAIM**

The ornamental design for a hook, as shown and described.

DESCRIPTION

FIG. 1 is a perspective view showing the new design for a hook;

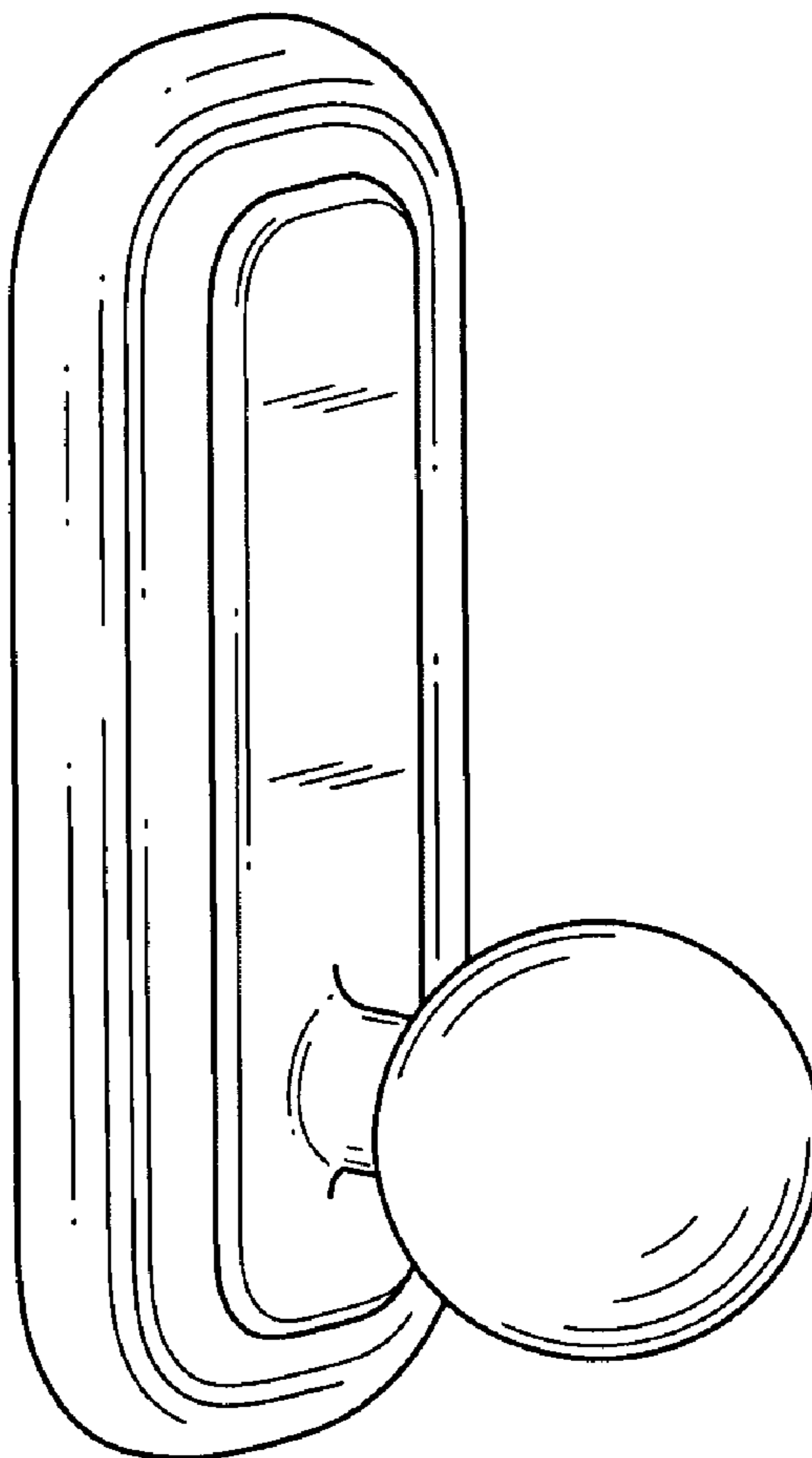
FIG. 2 is a right side view thereof, the left side view being a mirror image of the left side view shown;

FIG. 3 is a front view thereof;

FIG. 4 is a back view thereof; and,

FIG. 5 is a top view thereof, the bottom view being a mirror image of the top view shown.

1 Claim, 2 Drawing Sheets



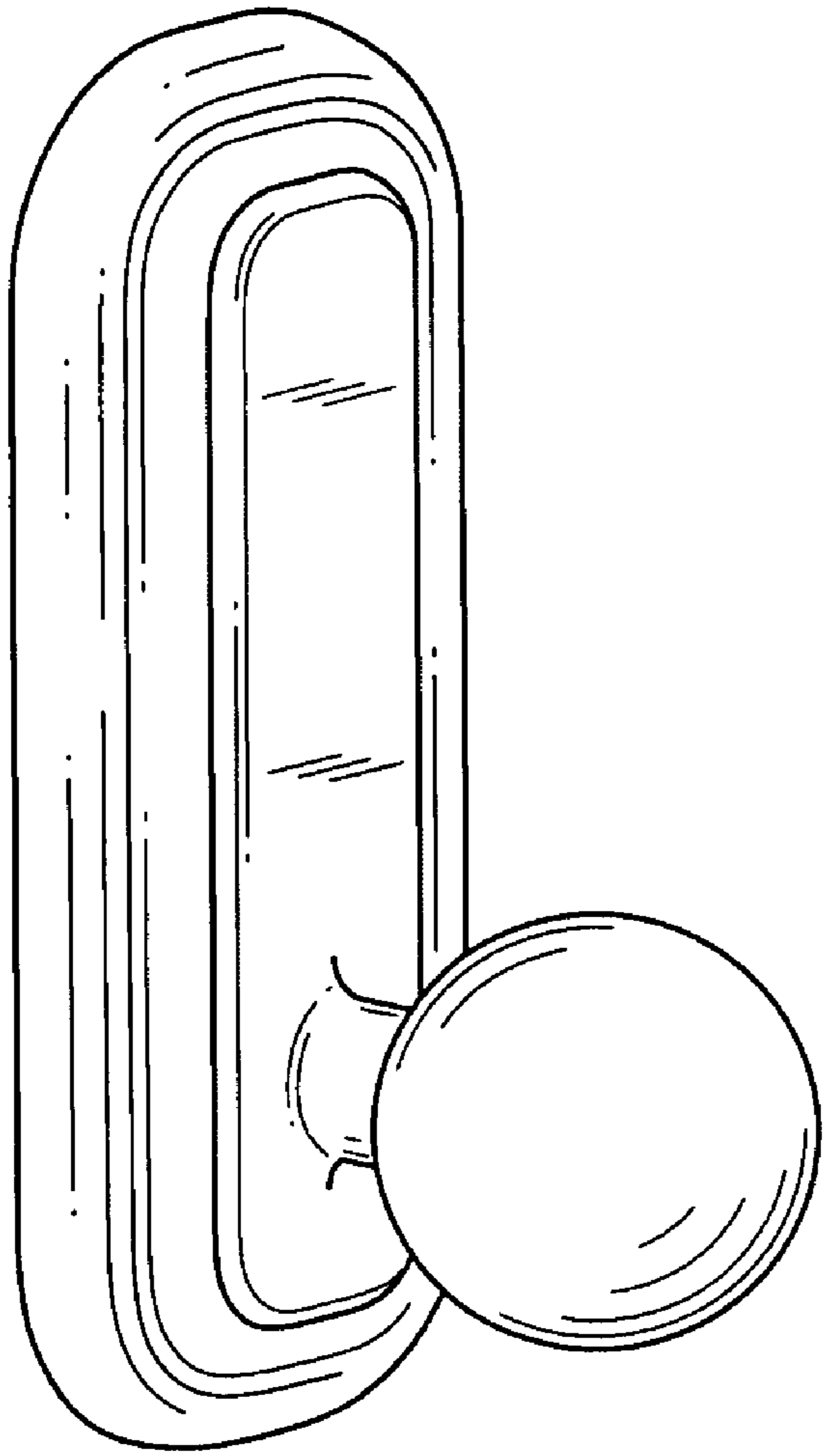


FIG. 1

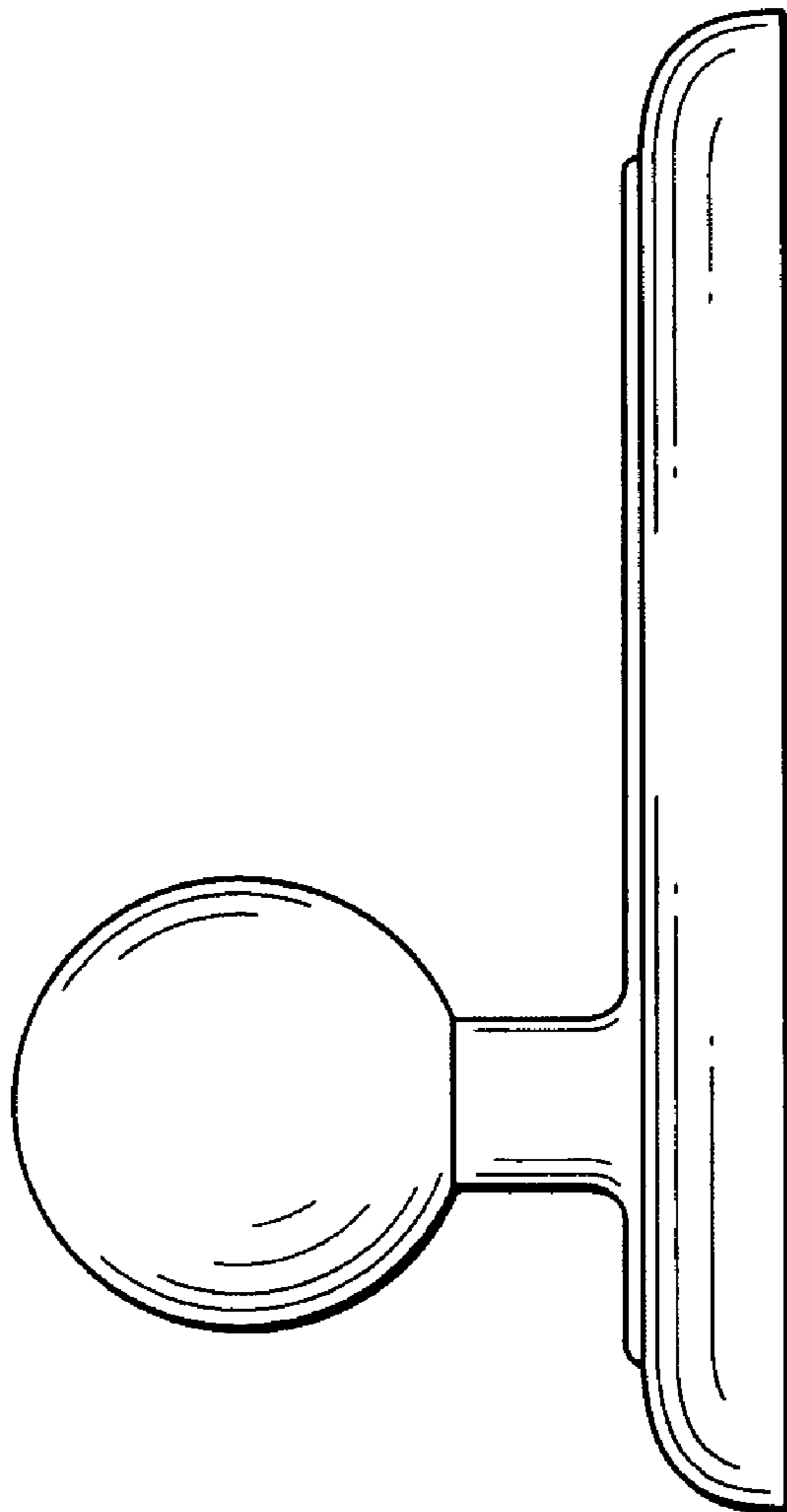


FIG. 2

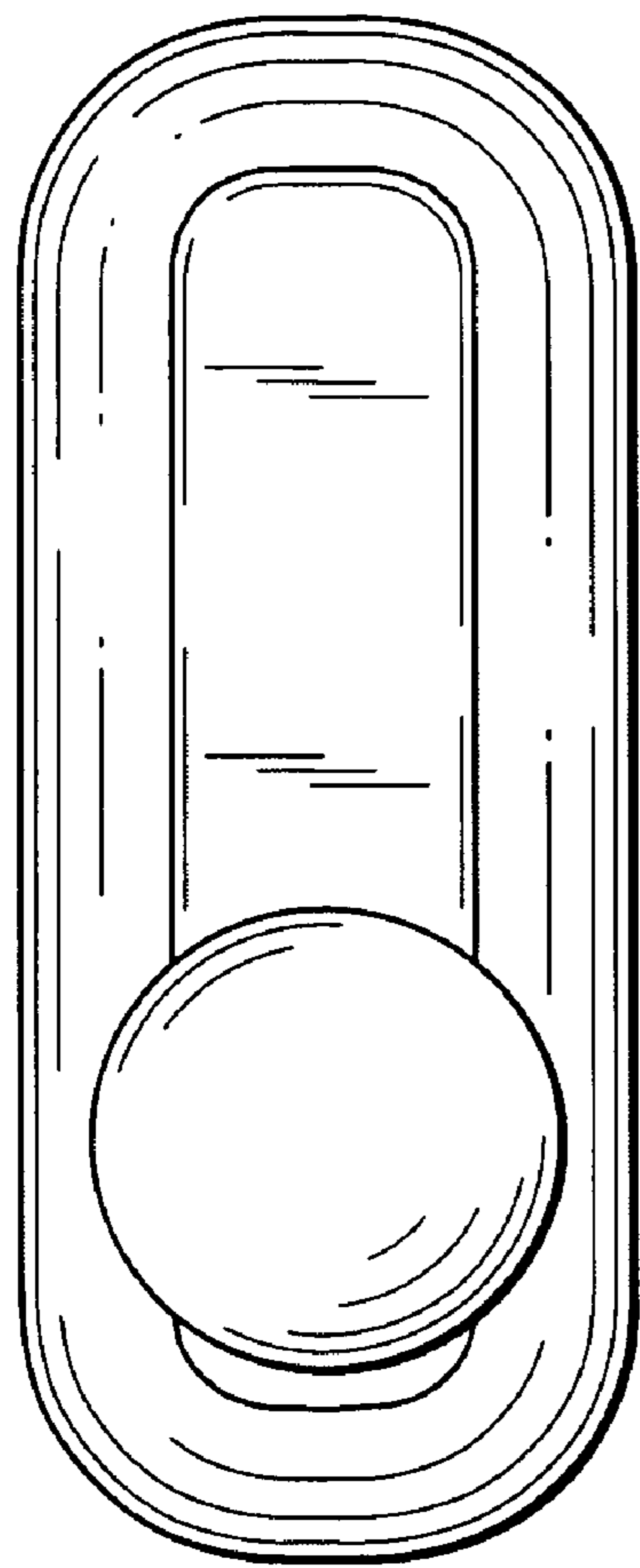


FIG. 3




FIG. 4




FIG. 5