



US00D610897S

(12) **United States Design Patent**  
**Hager et al.**

(10) **Patent No.:** **US D610,897 S**  
(45) **Date of Patent:** **\*\* Mar. 2, 2010**

(54) **HOOK**

D531,487 S \* 11/2006 Dretzka ..... D8/367

(75) Inventors: **Roger T. Hager**, Woodbury, MN (US);  
**Jonathan F. Mansheim**, Woodbury, MN  
(US); **Mauro Porcini**, Milan (IT); **Peter**  
**J. Newbould**, Milan (IT); **Marcela**  
**Silvina Iglesias**, Milan (IT); **Sean C.**  
**McGreevy**, St. Paul, MN (US)

\* cited by examiner

*Primary Examiner*—Holly H Baynham  
(74) *Attorney, Agent, or Firm*—David B. Patchett

(73) Assignee: **3M Innovative Properties Company**,  
St. Paul, MN (US)

(57) **CLAIM**

The ornamental design for a hook, as shown and described.

(\*\*) Term: **14 Years**

(21) Appl. No.: **29/319,826**

**DESCRIPTION**

(22) Filed: **Jun. 16, 2008**

FIG. 1 is a perspective view showing the new design for a hook;

(51) **LOC (9) Cl.** ..... **08-05**

(52) **U.S. Cl.** ..... **D8/367**

FIG. 2 is a right side view thereof, the left side view being a mirror image of the left side view shown;

(58) **Field of Classification Search** ..... D8/367,

D8/373; D6/323; 248/301–304, 339

FIG. 3 is a front view thereof;

See application file for complete search history.

FIG. 4 is a back view thereof;

(56) **References Cited**

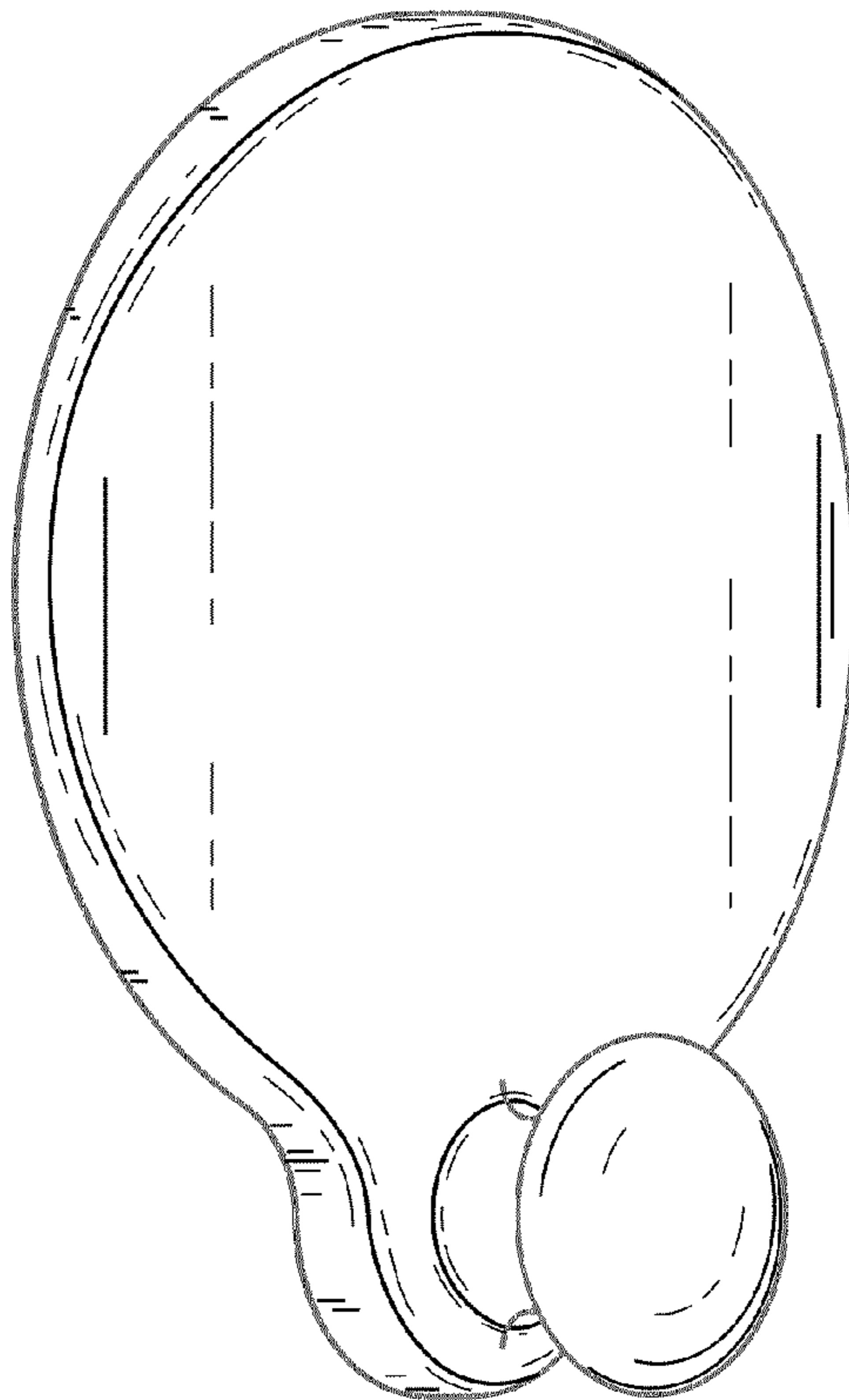
FIG. 5 is a top view thereof; and,

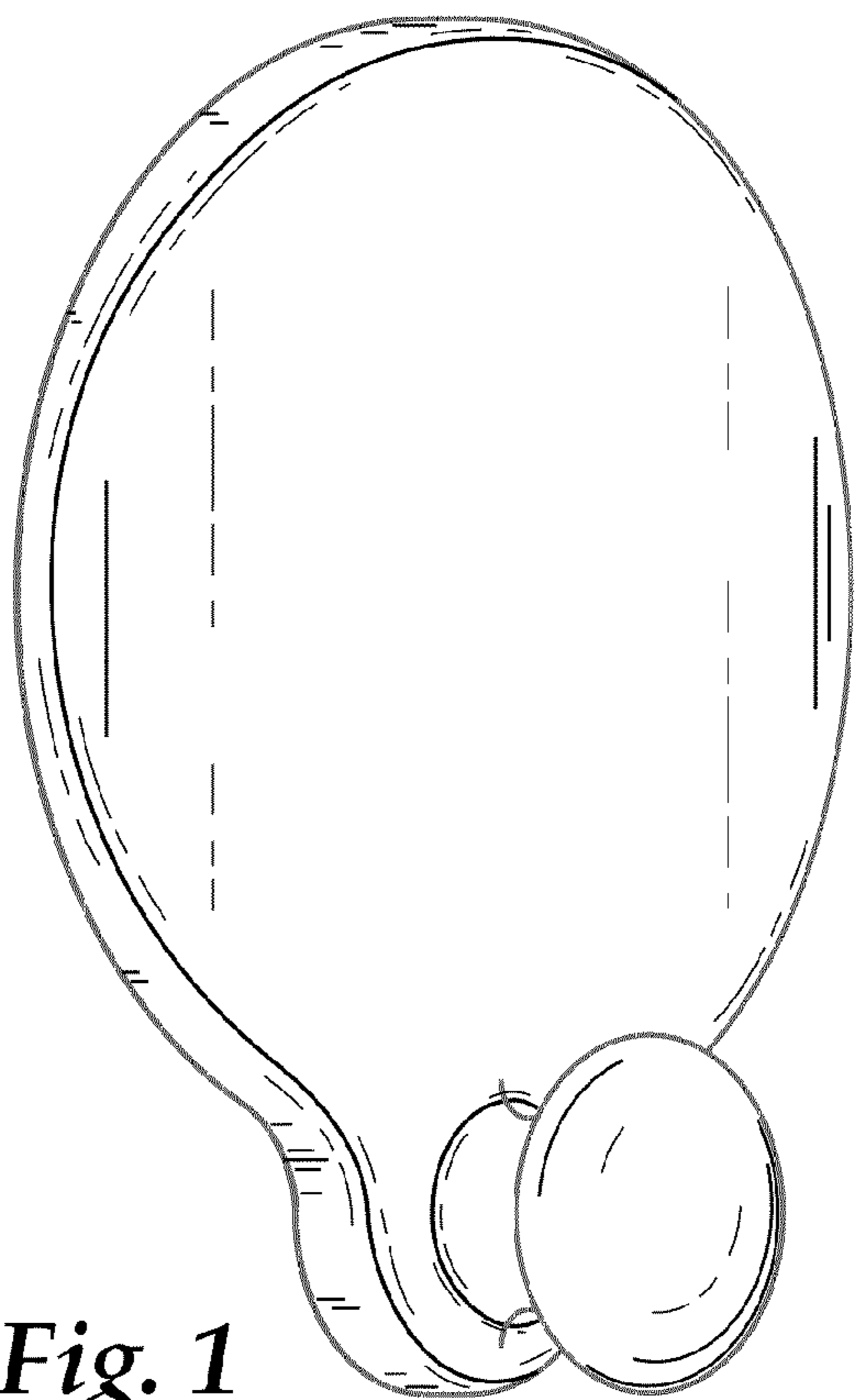
**U.S. PATENT DOCUMENTS**

FIG. 6 is a bottom view thereof.

D467,791 S \* 12/2002 Goodman et al. .... D8/371

**1 Claim, 3 Drawing Sheets**

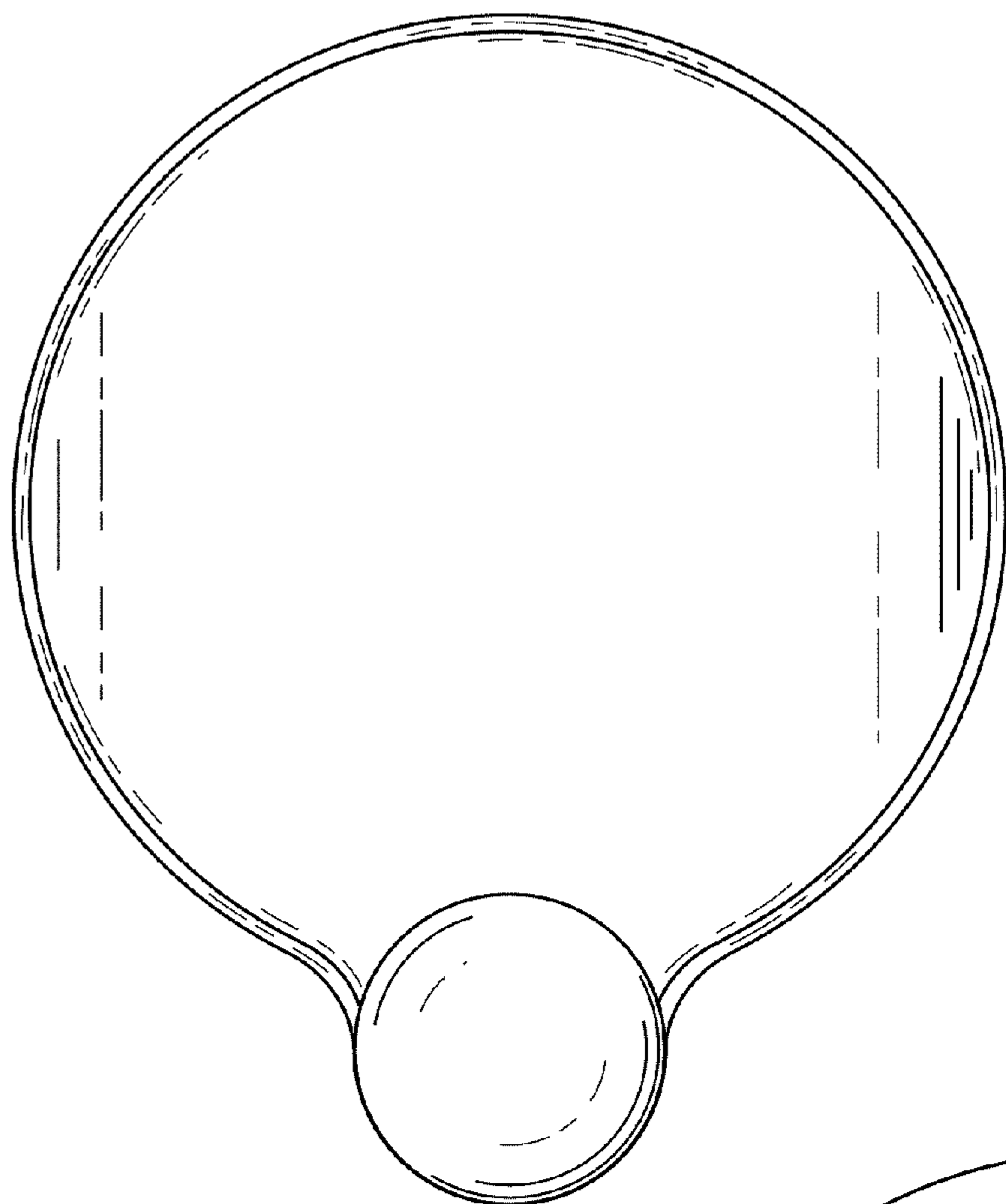




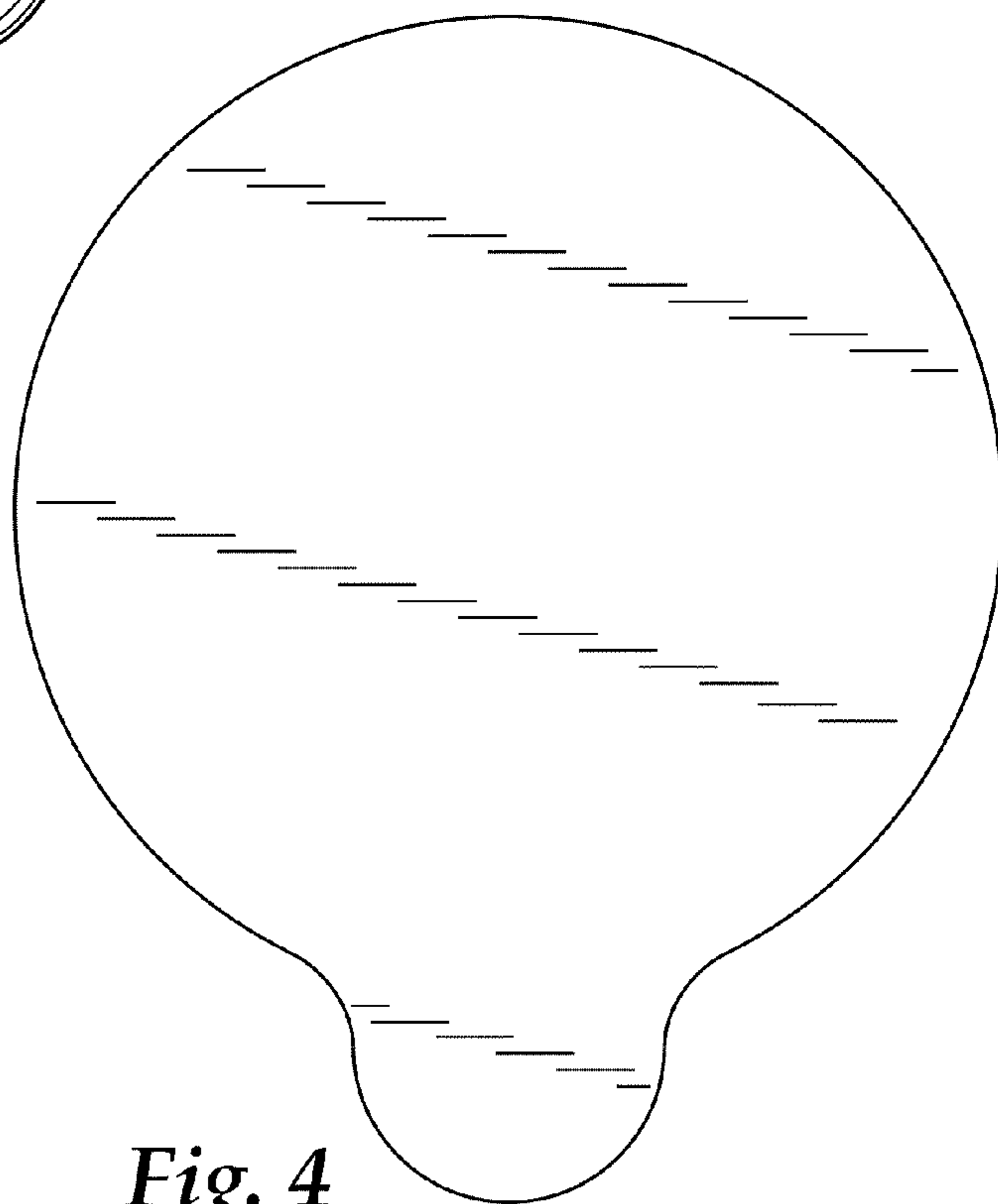
*Fig. 1*




*Fig. 2*




*Fig. 3*



*Fig. 4*



*Fig. 5*



*Fig. 6*