



US00D610891S

(12) **United States Design Patent**
Whitfield

(10) **Patent No.:** **US D610,891 S**
(45) **Date of Patent:** **** Mar. 2, 2010**

(54) **SCREWDRIVER HANDLE**

(75) Inventor: **Charles A. Whitfield**, North Wales (GB)

(73) Assignee: **Carl Kammerling International Limited**, North Wales (GB)

(**) Term: **14 Years**

(21) Appl. No.: **29/309,321**

(22) Filed: **Jul. 23, 2008**

(30) **Foreign Application Priority Data**

May 23, 2008 (EM) 00939467

(51) **LOC (9) Cl.** **08-04**

(52) **U.S. Cl.** **D8/83**

(58) **Field of Classification Search** D8/82,
D8/83, 84, 85, 86, 87, 107; 81/177.1, 436,
81/437, 438, 439, 489; 16/433, 110.1
See application file for complete search history.

(56) **References Cited**

U.S. PATENT DOCUMENTS

D372,411 S * 8/1996 Ho D8/83
D416,776 S * 11/1999 Liu D8/83
D418,034 S * 12/1999 Ho D8/83
D418,035 S * 12/1999 Hatch D8/83
D444,047 S * 6/2001 Chen D8/83

D456,686 S * 5/2002 Holland-Letz D8/83
D468,182 S * 1/2003 Thompson D8/83
D531,004 S * 10/2006 Wang D8/107
D531,006 S * 10/2006 Tsai D8/107
D542,620 S * 5/2007 Thompson et al. D8/107
D552,956 S * 10/2007 Wen D8/107
D574,208 S * 8/2008 Lin D8/83
D575,132 S * 8/2008 Panier D8/107

* cited by examiner

Primary Examiner—Philip S Hyder
Assistant Examiner—Roselynn Cody
(74) *Attorney, Agent, or Firm*—Clark & Brody

(57) **CLAIM**

The ornamental design for a screwdriver handle, as shown and described.

DESCRIPTION

FIG. 1 is a front elevation view of a screwdriver handle showing my new design. The rear elevation view is a mirror image of FIG. 1.

FIG. 2 is a left side elevation view thereof. The right side is a mirror image of FIG. 2.

FIG. 3 is a top plan view thereof.

FIG. 4 is a bottom plan view thereof; and,

FIG. 5 is a front perspective view thereof.

1 Claim, 4 Drawing Sheets

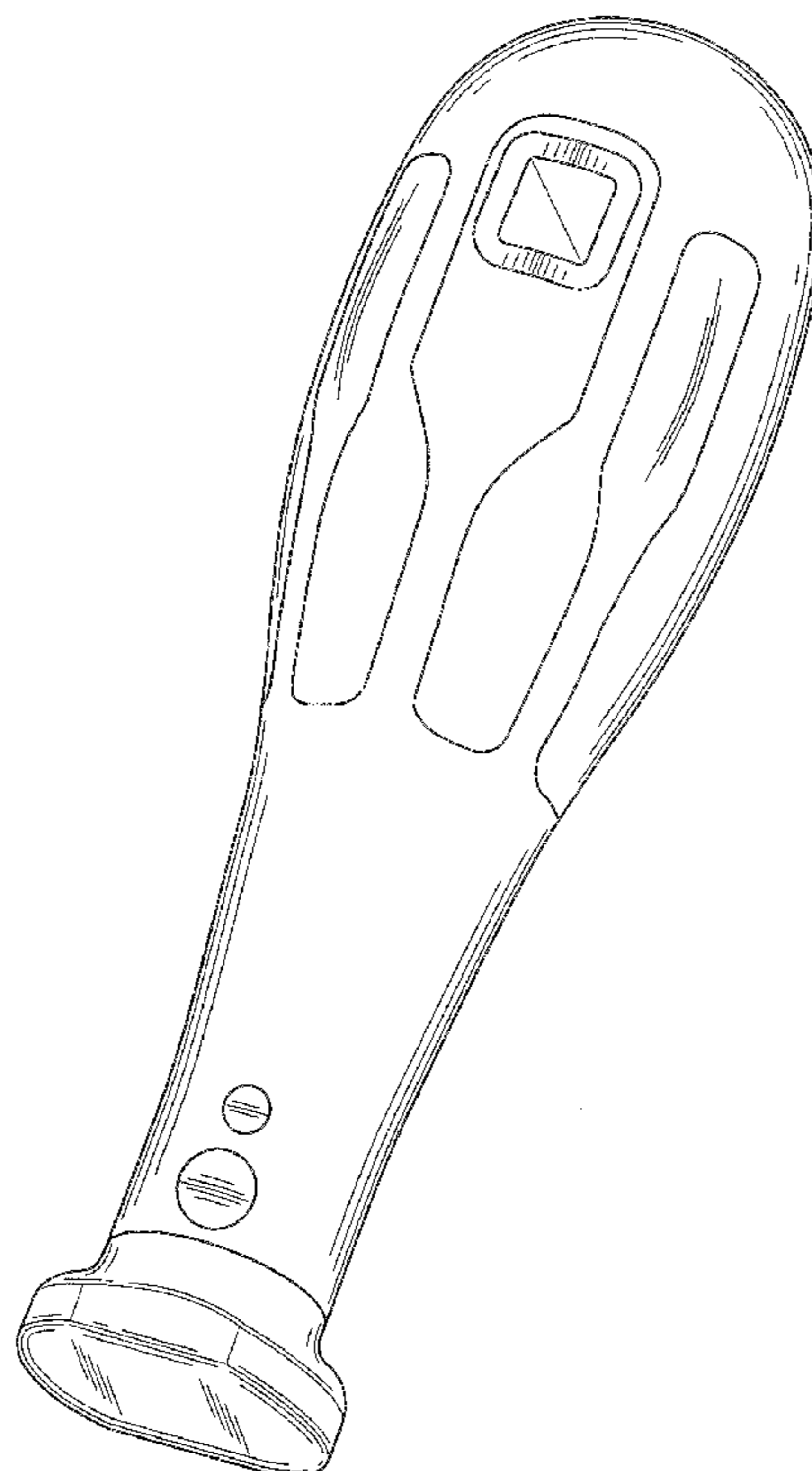


FIG. 1

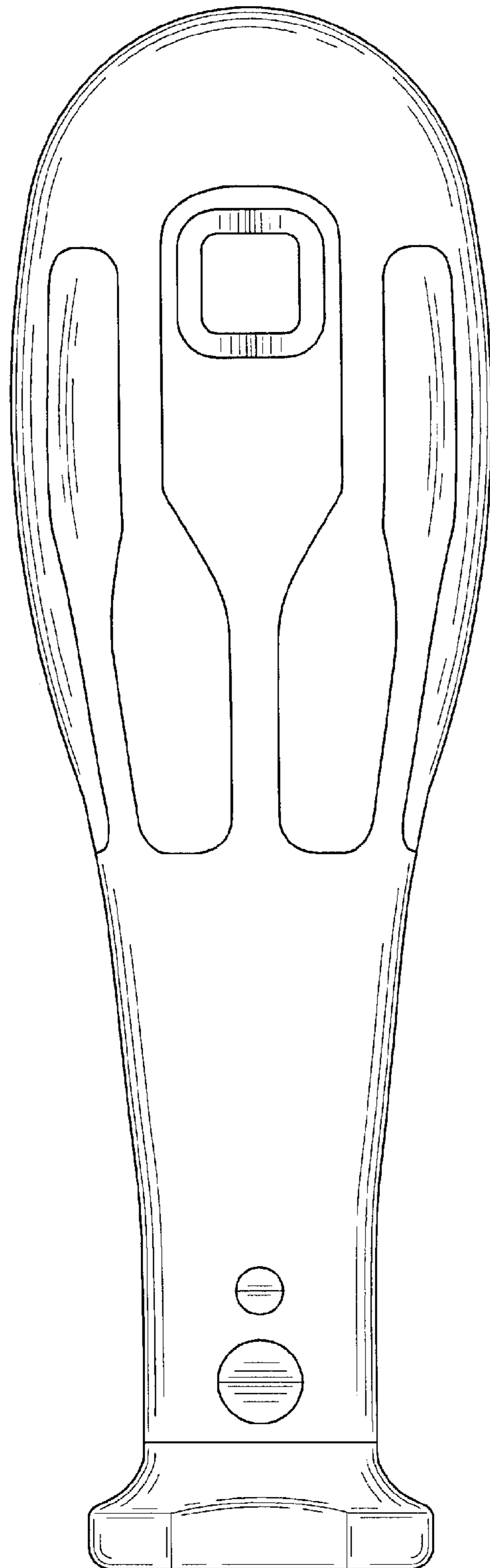


FIG. 2

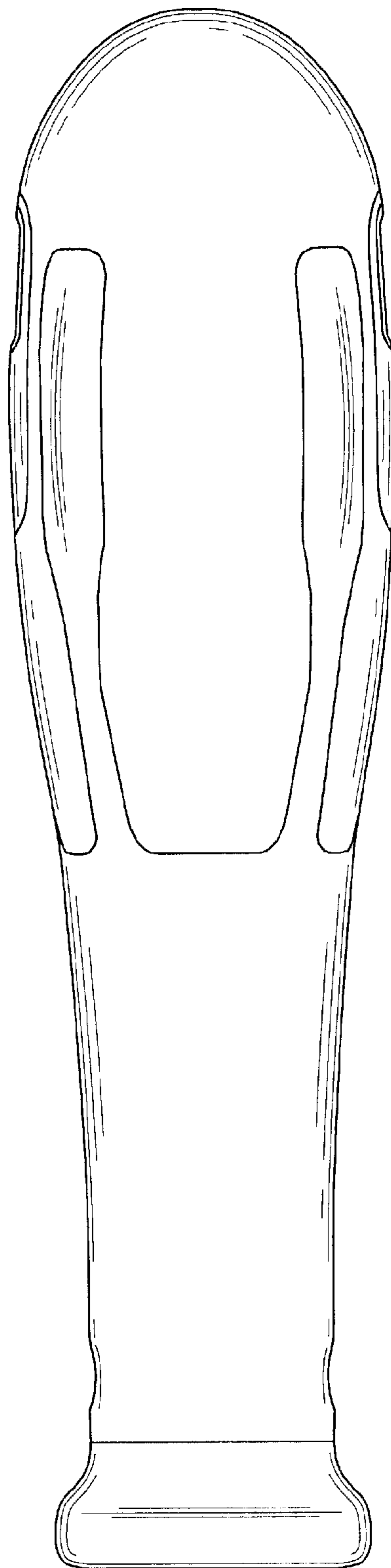


FIG. 3

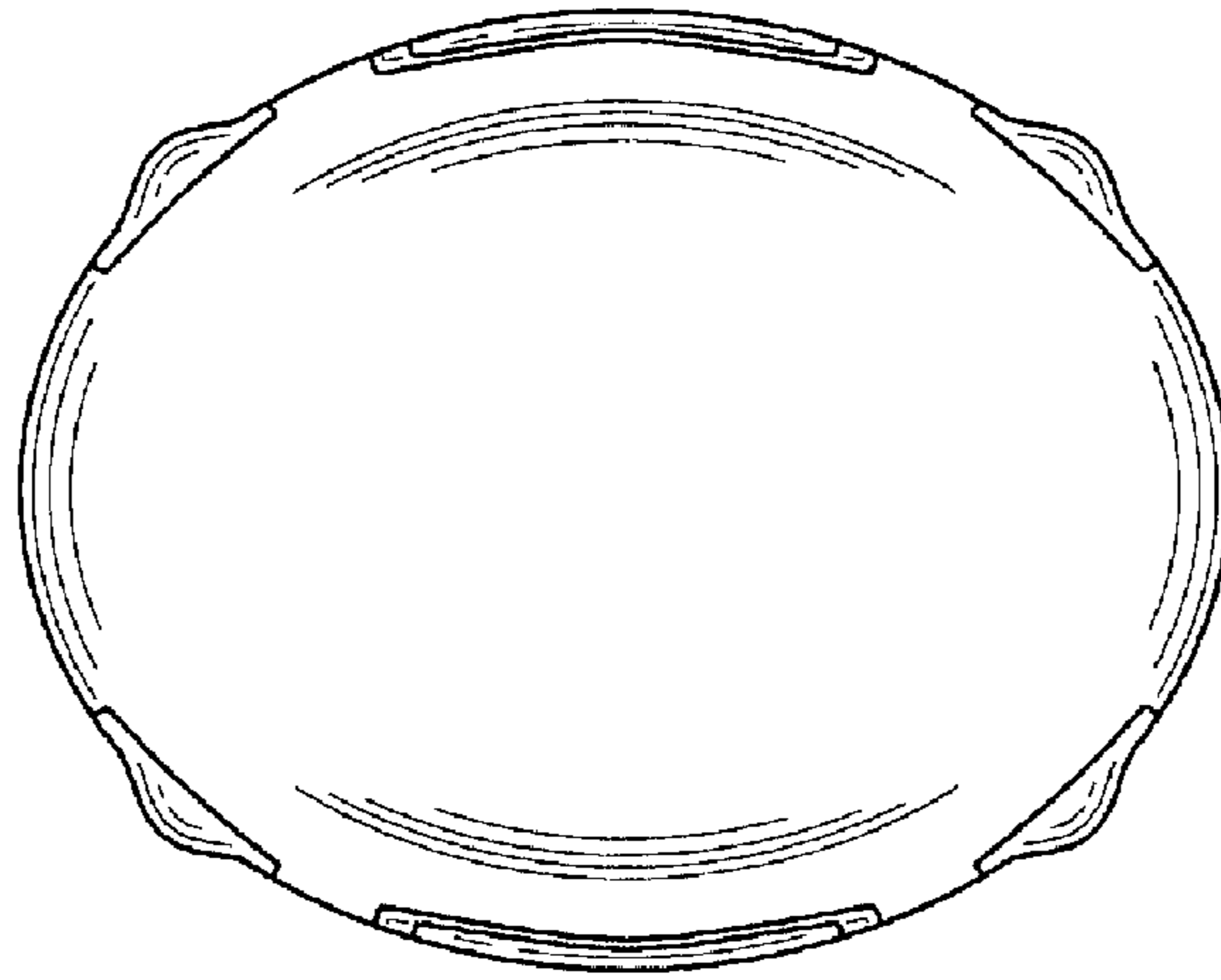


FIG. 4

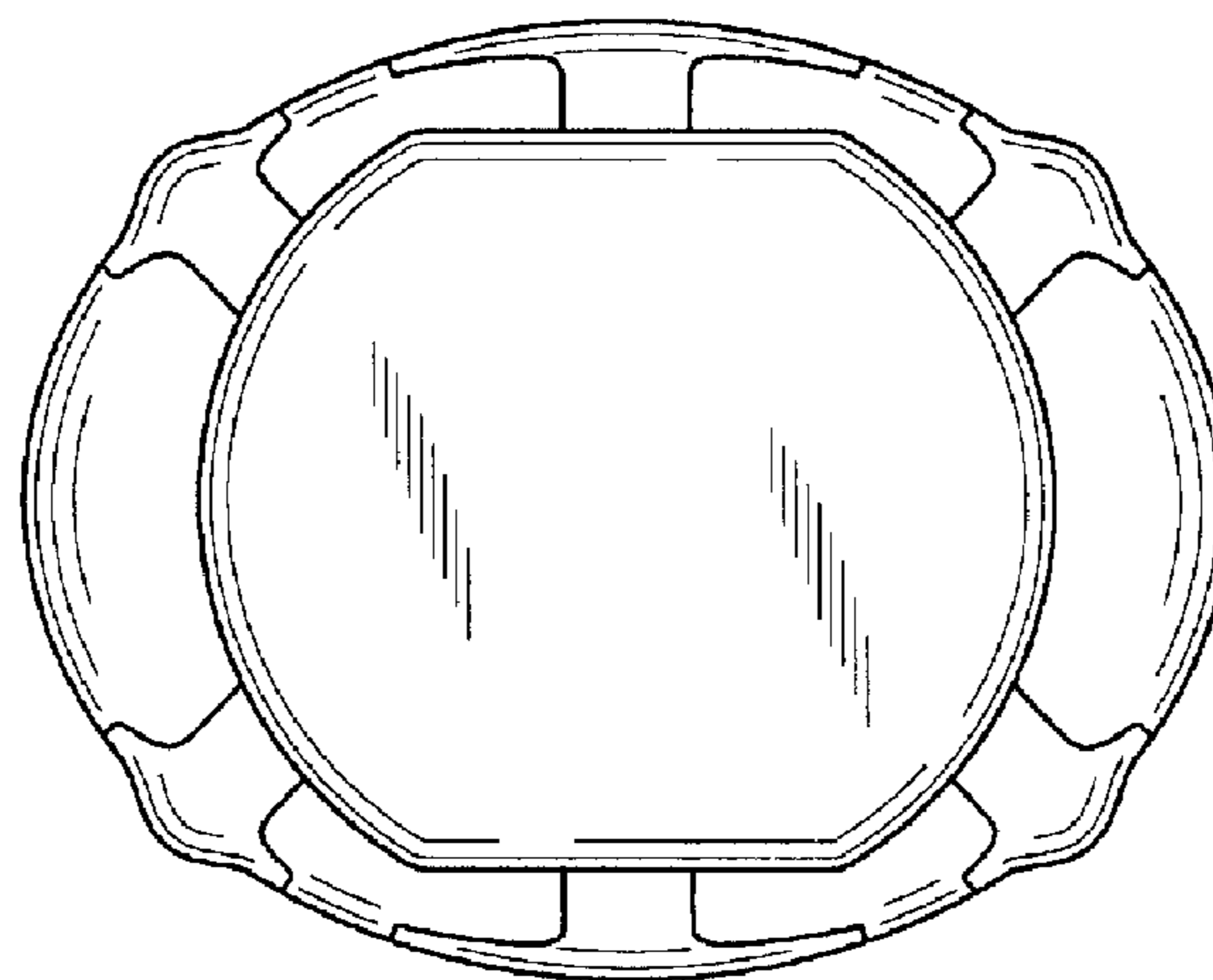


FIG. 5

