



US00D610877S

(12) **United States Design Patent**  
**Cooper**

(10) **Patent No.:** **US D610,877 S**  
(45) **Date of Patent:** **\*\* Mar. 2, 2010**

(54) **FOOTBALL TRAY PLATE**

(76) Inventor: **Gary Cooper**, 1616 S. Voss, Suite 530,  
Houston, TX (US) 77057

(\*\*) Term: **14 Years**

(21) Appl. No.: **29/316,279**

(22) Filed: **Sep. 10, 2009**

(51) **LOC (9) Cl.** ..... **07-01**

(52) **U.S. Cl.** ..... **D7/556; D7/553.1; D7/546;**  
**D7/544; D7/551.1**

(58) **Field of Classification Search** ..... **D7/553.4,**  
**D7/500, 551.1, 553.1, 556, 544, 545, 571,**  
**D7/564, 546, 354, 586; 220/574, 555, 575**  
See application file for complete search history.

(56) **References Cited**

**U.S. PATENT DOCUMENTS**

2,175,500	A	*	10/1939	Bemis	.....	99/340
D167,087	S	*	6/1952	Kyte	.....	D7/599
D175,167	S	*	7/1955	Hubbard	.....	D7/556
D298,296	S	*	11/1988	Washburn et al.	.....	D7/553.8
D342,646	S	*	12/1993	Sicard et al.	.....	D7/556

D483,227	S	*	12/2003	Oas	.....	D7/544
D499,306	S	*	12/2004	Laib	.....	D7/586
D540,112	S	*	4/2007	Nichols et al.	.....	D7/354
D563,728	S	*	3/2008	Welch, III	.....	D7/553.4

\* cited by examiner

*Primary Examiner*—Marianne Pandozzi

(57) **CLAIM**

The ornamental design for the football tray plate, is shown as described.

**DESCRIPTION**

FIG. 1 is a top plan view of a football tray plate showing my new design;

FIG. 2 is a bottom plan view thereof;

FIG. 3 is a right side elevational view thereof;

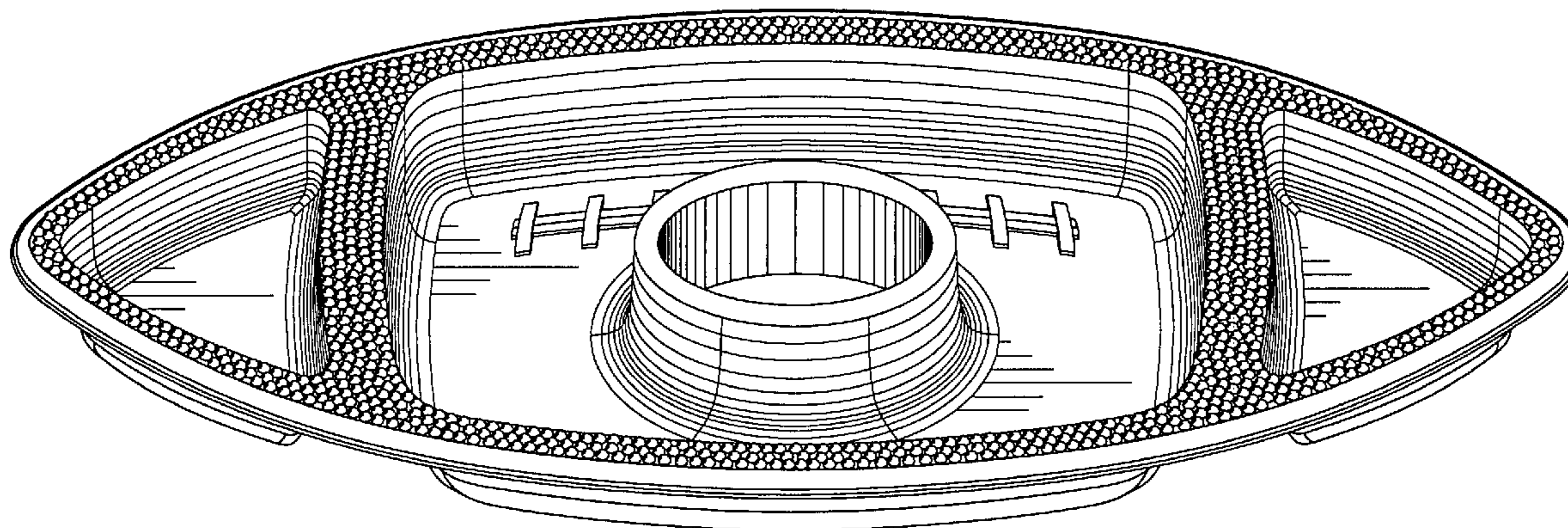
FIG. 4 is a front view thereof;

FIG. 5 is a left side elevational view thereof;

FIG. 6 is a rear view thereof; and,

FIG. 7 is a perspective view thereof.

**1 Claim, 4 Drawing Sheets**



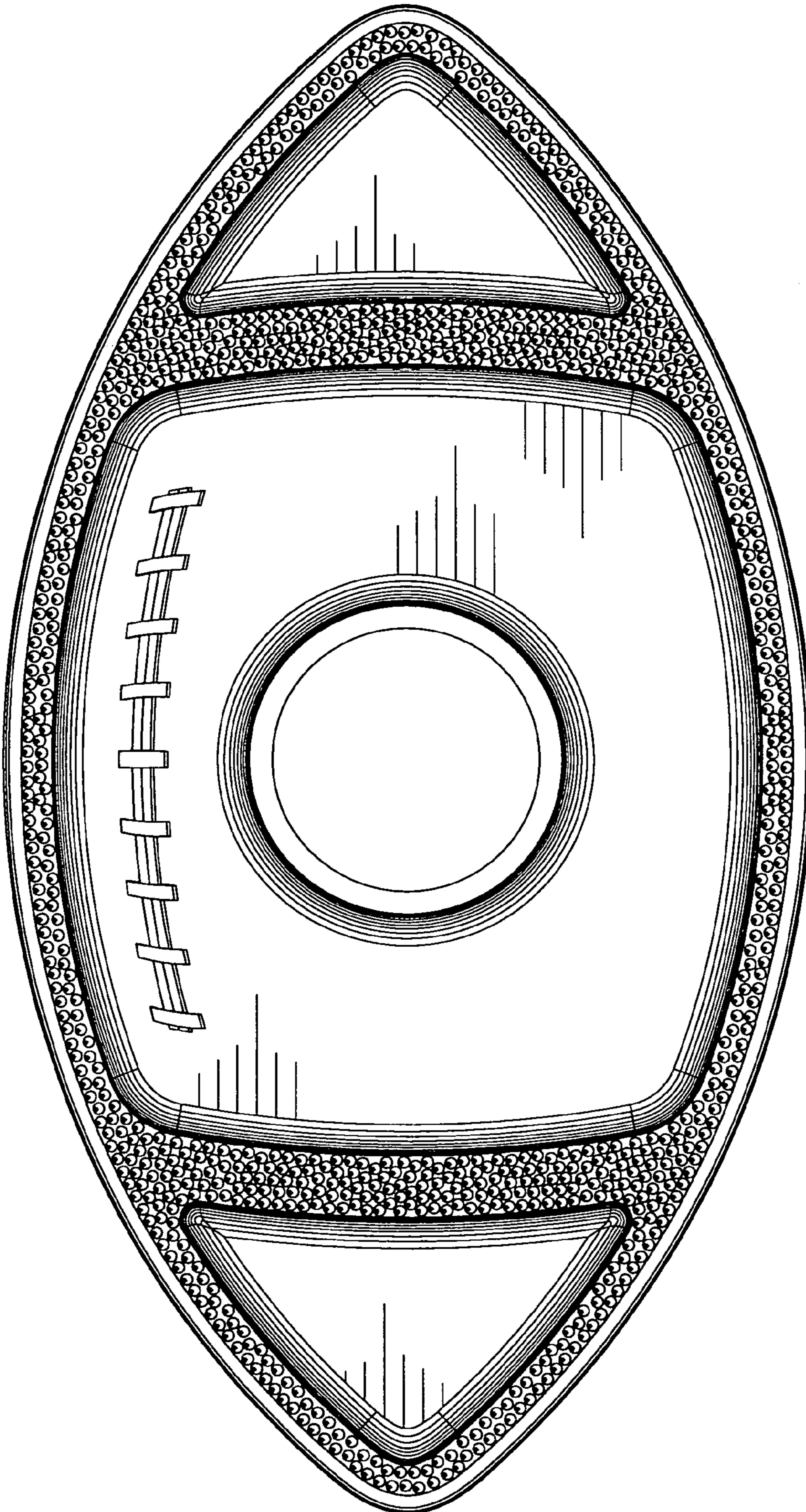


FIGURE 1

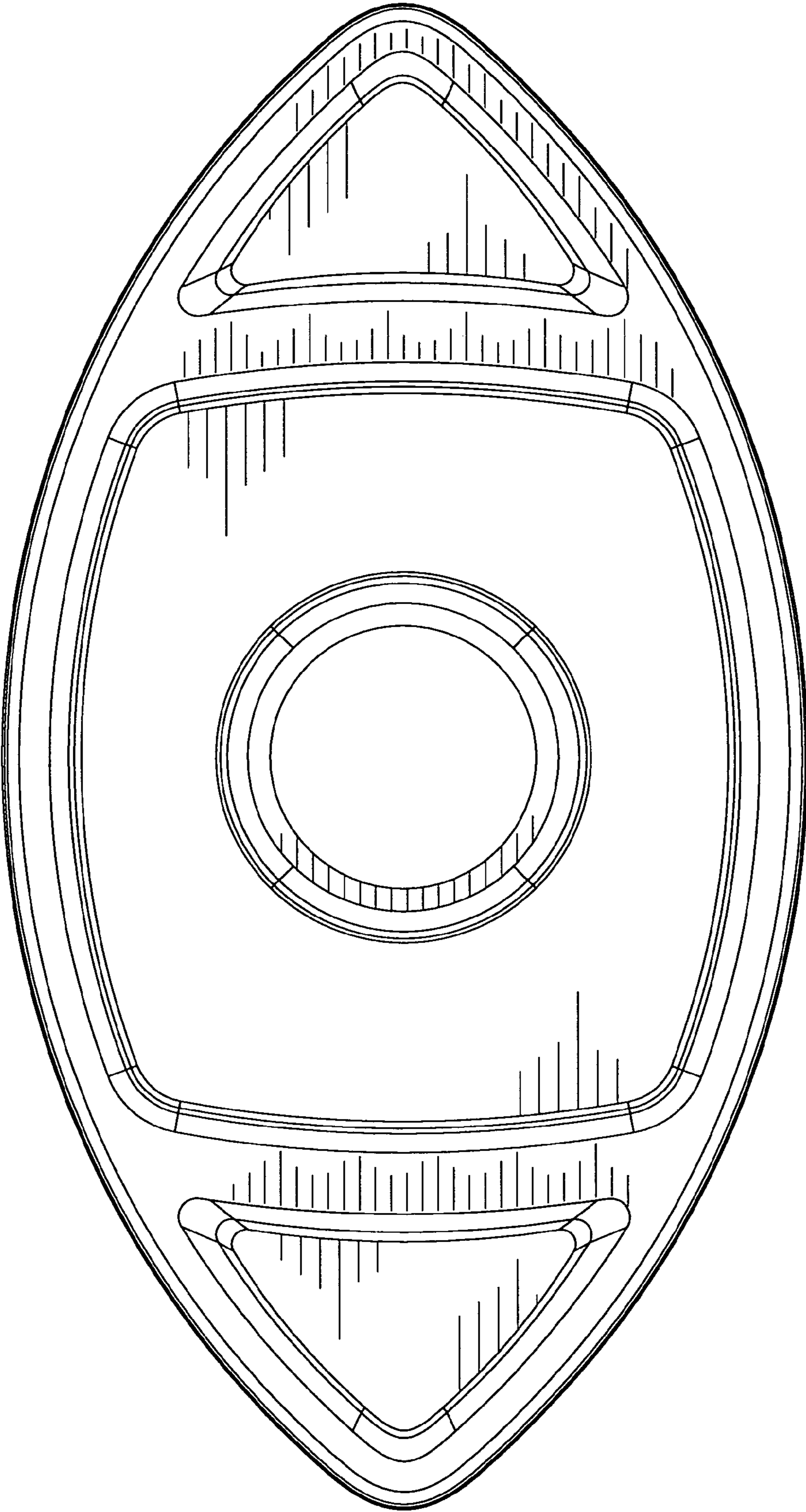


FIGURE 2

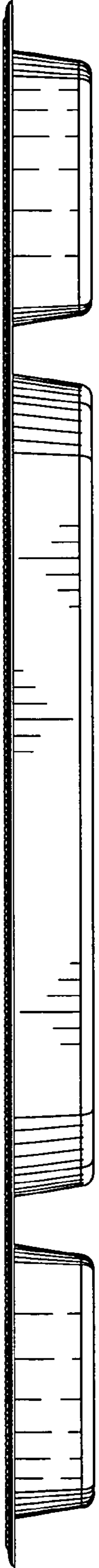


FIGURE 3

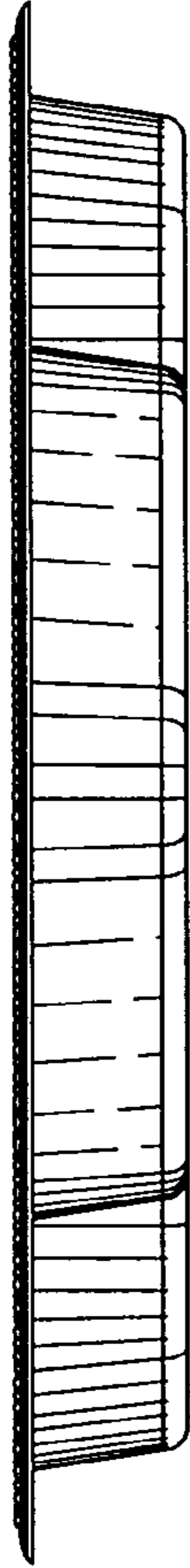


FIGURE 4



FIGURE 5

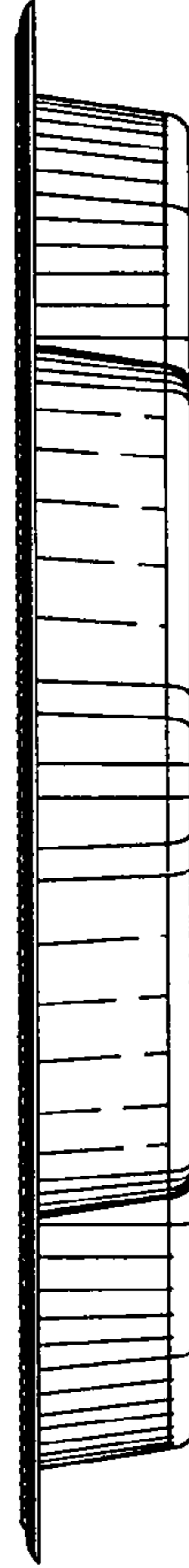


FIGURE 6

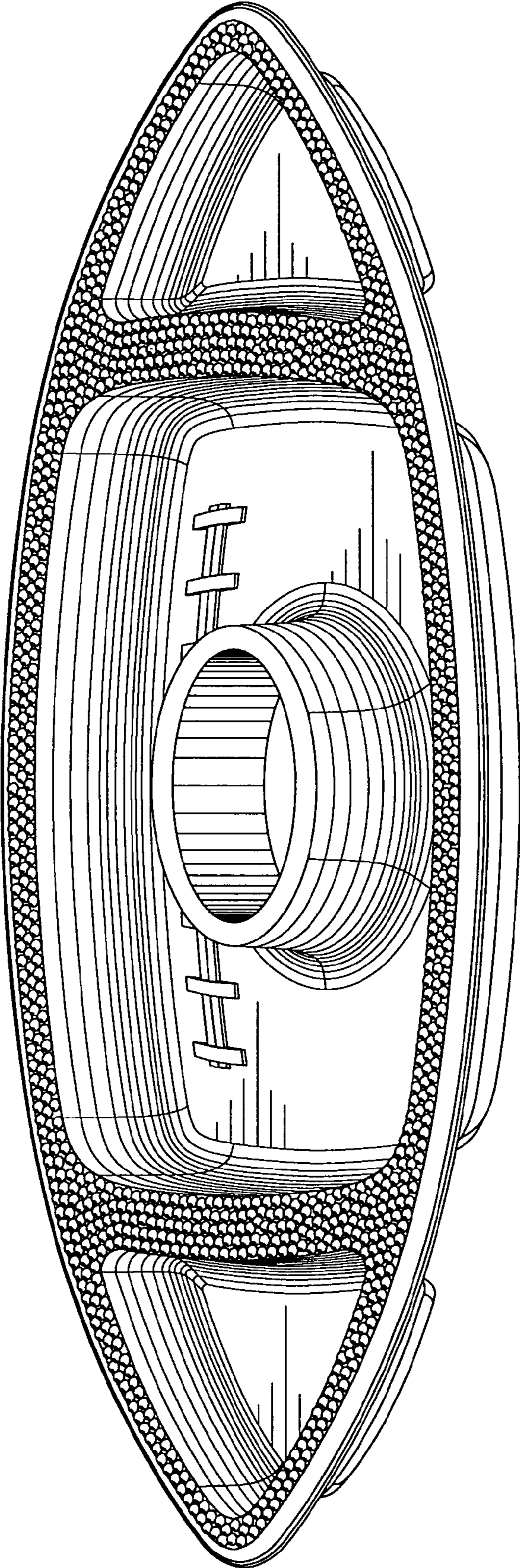


FIGURE 7