



US00D610876S

(12) **United States Design Patent**  
**Busby**

(10) **Patent No.:** **US D610,876 S**  
(45) **Date of Patent:** **\*\* Mar. 2, 2010**

- (54) **DIVIDER PLATE**
- (75) Inventor: **Rick Busby**, Medina, OH (US)
- (73) Assignee: **American Greetings Corporation**,  
Cleveland, OH (US)
- (\*\*) Term: **14 Years**
- (21) Appl. No.: **29/332,491**
- (22) Filed: **Feb. 18, 2009**
- (51) **LOC (9) Cl.** ..... **07-01**
- (52) **U.S. Cl.** ..... **D7/555; D7/554.2**
- (58) **Field of Classification Search** ..... **D7/552.2,**  
**D7/741, 739, 737, 759, 761, 424, 425, 426,**  
**D7/553.8, 538, 555, 551.1, 566, 541, 585,**  
**D7/505, 571, 316, 356, 409, 667, 500, 543,**  
**D7/549, 554.3, 553.5, 553.3, 553.2, 553.1,**  
**D7/550, 614, 703, 629, 357, 550.1, 553.7;**  
**D3/315; D28/61; D9/666; 99/341; 220/575,**  
**220/23.86, 23.4; 229/406; 206/583, 532**  
See application file for complete search history.

(56) **References Cited**

**U.S. PATENT DOCUMENTS**

D38,779 S *	9/1907	Wilhelm et al.	.....	D7/555
D154,224 S *	6/1949	Tweet	.....	D7/553.5
D173,511 S *	11/1954	Rosen	.....	D7/555
D176,252 S *	12/1955	Duncan	.....	D7/555
3,107,027 A *	10/1963	Hong	.....	220/23.8
3,244,537 A *	4/1966	Cease	.....	426/393
3,595,425 A *	7/1971	Eicholtz et al.	.....	220/556
D242,106 S *	11/1976	Caner	.....	D7/555
D261,811 S *	11/1981	Audesse et al.	.....	D26/2
D268,645 S *	4/1983	Phillips et al.	.....	D9/761
D291,042 S	7/1987	Fahey et al.		

D339,030 S *	9/1993	Bitel, Sr.	.....	D7/549
D380,649 S	7/1997	Grannis		
D387,272 S *	12/1997	Lippincott	.....	D9/761
D394,001 S *	5/1998	Vilos	.....	D9/737
D395,985 S *	7/1998	Krupa et al.	.....	D7/629
D414,409 S *	9/1999	Sanfilippo et al.	.....	D9/761
D415,421 S	10/1999	McCann		
D415,422 S *	10/1999	McCann	.....	D9/429
D434,605 S	12/2000	Littlejohn et al.		
D489,941 S	5/2004	Bulcher et al.		
D540,121 S	4/2007	Littlejohn et al.		
D551,546 S *	9/2007	Ramirez et al.	.....	D9/425
D552,487 S *	10/2007	Chou	.....	D9/737
D573,408 S *	7/2008	Lovett	.....	D7/553.2
D573,409 S *	7/2008	Lovett	.....	D7/553.3
2008/0241405 A1	10/2008	Daoud et al.		

\* cited by examiner

*Primary Examiner*—Robert M Spear  
*Assistant Examiner*—Cynthia Underwood  
(74) *Attorney, Agent, or Firm*—Roetzel & Andress

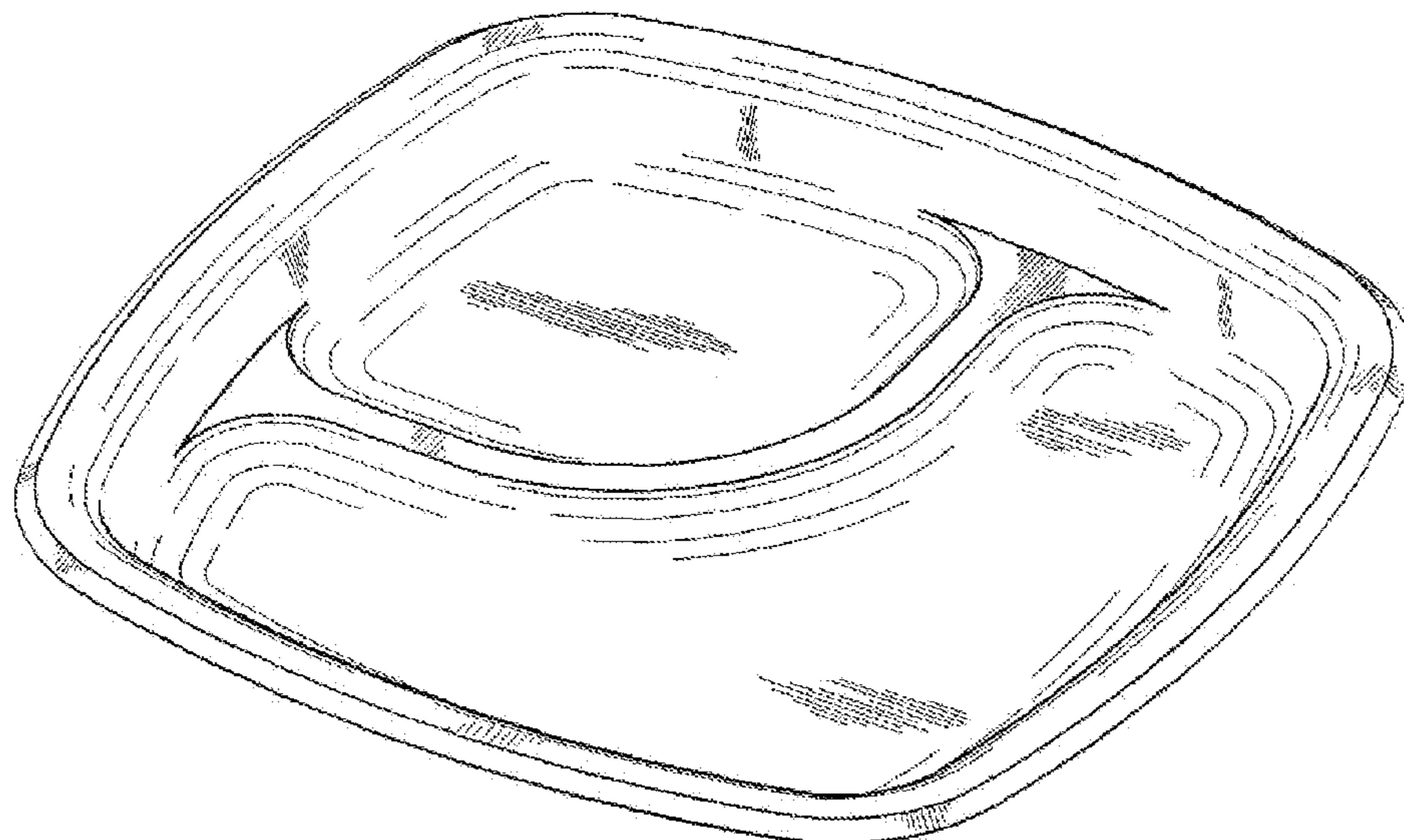
(57) **CLAIM**

The ornamental designs for the divider plate, as shown and described.

**DESCRIPTION**

FIG. 1 is a perspective view of the divider plate;  
FIG. 2 is an elevation view of a first side of FIG. 1;  
FIG. 3 is an elevation view of a second side of FIG. 1;  
FIG. 4 is an elevation view of a third side of FIG. 1;  
FIG. 5 is a top view of FIG. 1; and,  
FIG. 6 is a top view of FIG. 1 rotated clockwise one-hundred-eighty degrees.

**1 Claim, 2 Drawing Sheets**



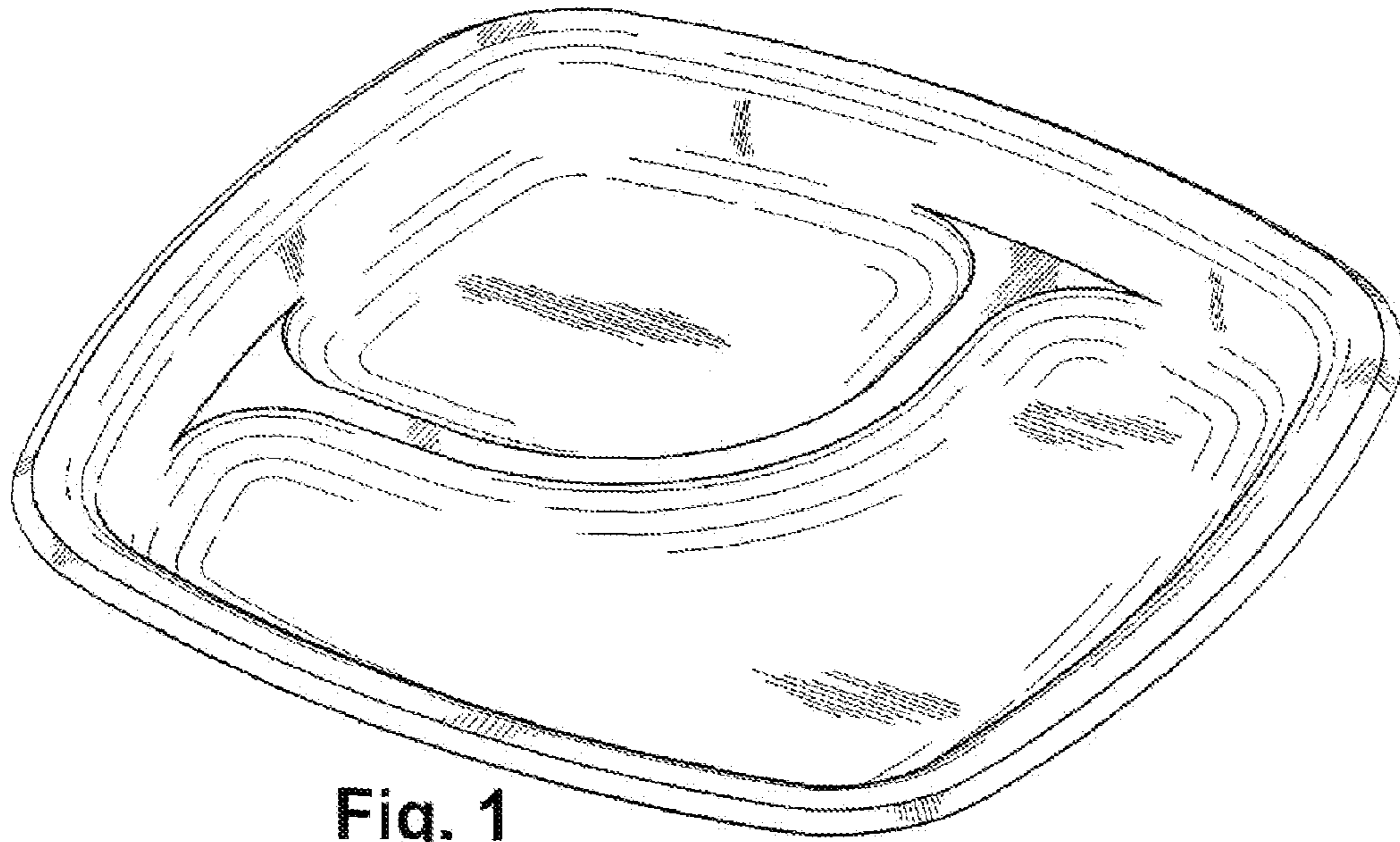


Fig. 1

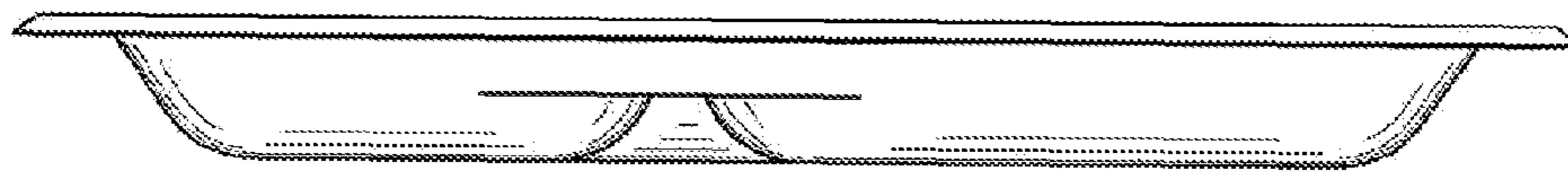


Fig. 2




Fig. 3




Fig. 4



Fig. 5




Fig. 6