



US00D610855S

(12) **United States Design Patent**
Siklosi

(10) **Patent No.:** **US D610,855 S**
(45) **Date of Patent:** **** Mar. 2, 2010**

(54) **TEMPORARY CAR SEAT COVER FOR A BUCKET SEAT**

(75) Inventor: **Tibor Siklosi**, Grove, OK (US)

(73) Assignee: **Bergan, LLC**, Monkey Island, OK (US)

(**) Term: **14 Years**

(21) Appl. No.: **29/342,889**

(22) Filed: **Sep. 2, 2009**

(51) **LOC (9) Cl.** **06-13**

(52) **U.S. Cl.** **D6/611**

(58) **Field of Classification Search** D6/610-612,
D6/616, 582-584; 297/219.1-229; 5/653,
5/655; 150/154, 158, 165

See application file for complete search history.

(56) **References Cited**

U.S. PATENT DOCUMENTS

2,227,180	A	12/1940	Falk	
4,676,376	A	6/1987	Keiswetter	
D307,370	S	4/1990	Bailey et al.	
D310,314	S	9/1990	Caron	
5,028,086	A *	7/1991	Smith	297/228.12
D323,757	S *	2/1992	Beauchan	D6/611
5,121,938	A *	6/1992	Gross et al.	297/228.1
5,150,945	A *	9/1992	Aupperlee et al.	297/219.12
5,403,066	A	4/1995	Drum	
D359,411	S	6/1995	Wade	
5,618,082	A *	4/1997	Jachmich	297/229

(Continued)

FOREIGN PATENT DOCUMENTS

GB	2144628	7/1984
----	---------	--------

(Continued)

Primary Examiner—T. Chase Nelson
Assistant Examiner—David G Muller
(74) *Attorney, Agent, or Firm*—Head, Johnson & Kachigian

(57) **CLAIM**

The ornamental design for a temporary car seat cover for a bucket seat, as shown and described.

DESCRIPTION

FIG. 1 is a perspective view of the temporary car seat cover for a bucket seat constructed in accordance with the present invention as installed on a car bucket seat, where the temporary car seat cover has a front; a back; an elastic strap attached to the back of the temporary car seat cover near its top, where the elastic strap fits over a headrest on the car bucket seat; and a snap attaching the middle of the elastic strap to the temporary car seat cover when the elastic strap is in place over the headrest;

FIG. 2 is a front view of a temporary car seat cover for a bucket seat as shown in Figure;

FIG. 3 is a side view of a temporary car seat cover for a bucket seat as shown in FIG. 1;

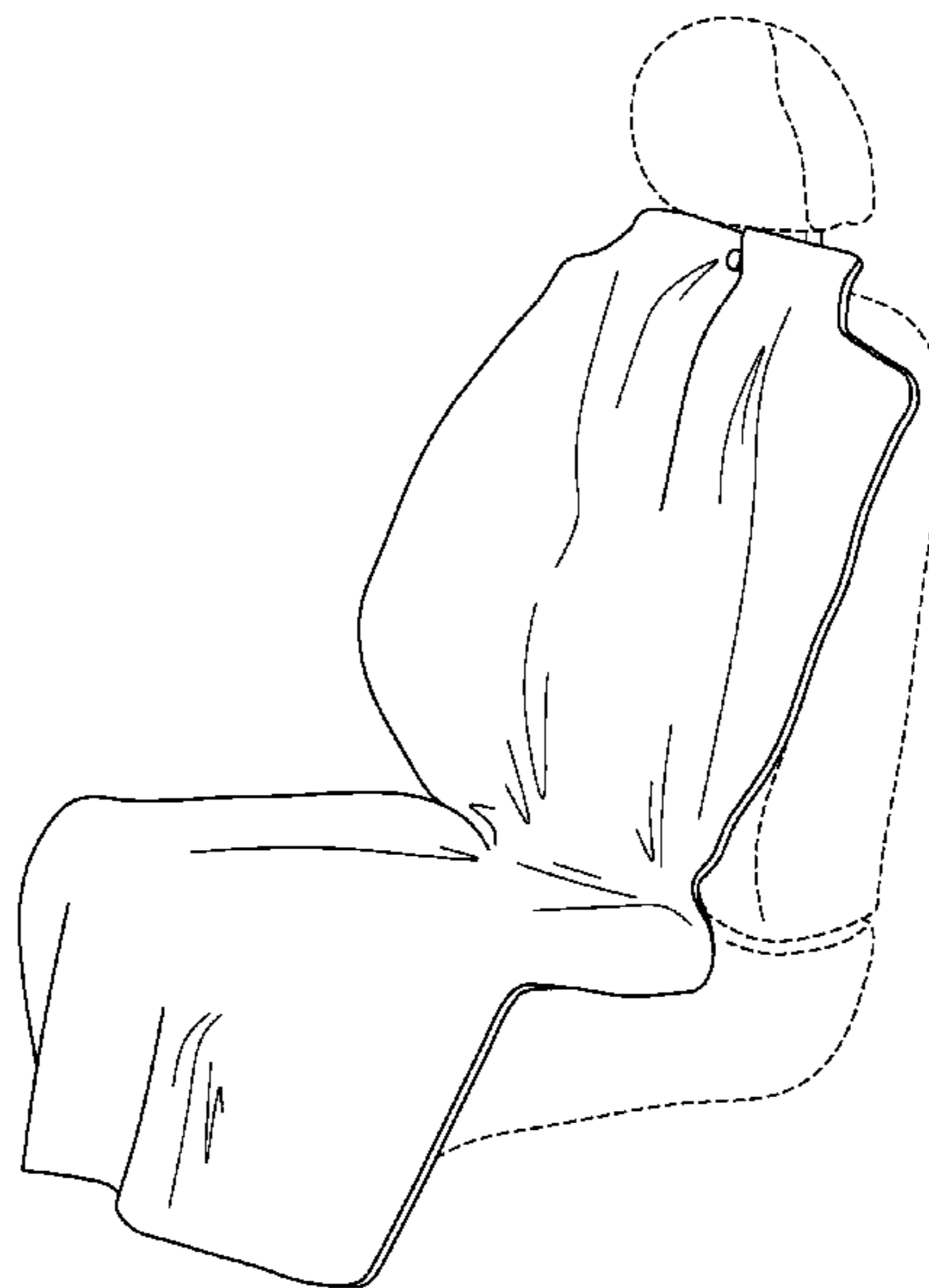
FIG. 4 is a top view of a temporary car seat cover for a bucket seat as shown in FIG. 1;

FIG. 5 is a bottom view of a temporary car seat cover for a bucket seat as shown in FIG. 1; and,

FIG. 6 is a back view of a temporary car seat cover for a bucket seat as shown in FIG. 1.

The broken line showing of the car bucket seat in FIG. 1, is included for the purpose of illustrating use and environment and forms no part of the claimed design. The broken line features on the back of the elastic strap, shown in FIG. 6, are stitching, and form part of the claimed design.

1 Claim, 3 Drawing Sheets



US D610,855 S

Page 2

U.S. PATENT DOCUMENTS

D396,984 S 8/1998 Harvey et al.
6,079,784 A * 6/2000 Peachey 5/653
6,089,659 A 7/2000 Toyota
6,309,017 B1 * 10/2001 Middleton 297/219.1
6,382,720 B1 * 5/2002 Franklin et al. 297/228.13
6,481,793 B1 * 11/2002 Horn 297/228.1
6,648,410 B2 11/2003 Sparks
6,676,209 B1 1/2004 Szabo et al.
6,951,368 B2 10/2005 Self
D513,146 S * 12/2005 Griffin D6/611

7,000,984 B1 * 2/2006 Ward 297/228.12
D538,574 S 3/2007 Eskandry
7,240,964 B2 * 7/2007 Riley 297/229
D577,243 S 9/2008 Swedenburg
7,600,813 B2 * 10/2009 Lanham et al. 297/229

FOREIGN PATENT DOCUMENTS

JP 03138727 10/1989
JP 09238785 3/1996
JP 2005205177 9/2004

* cited by examiner




FIG. 1



FIG. 4

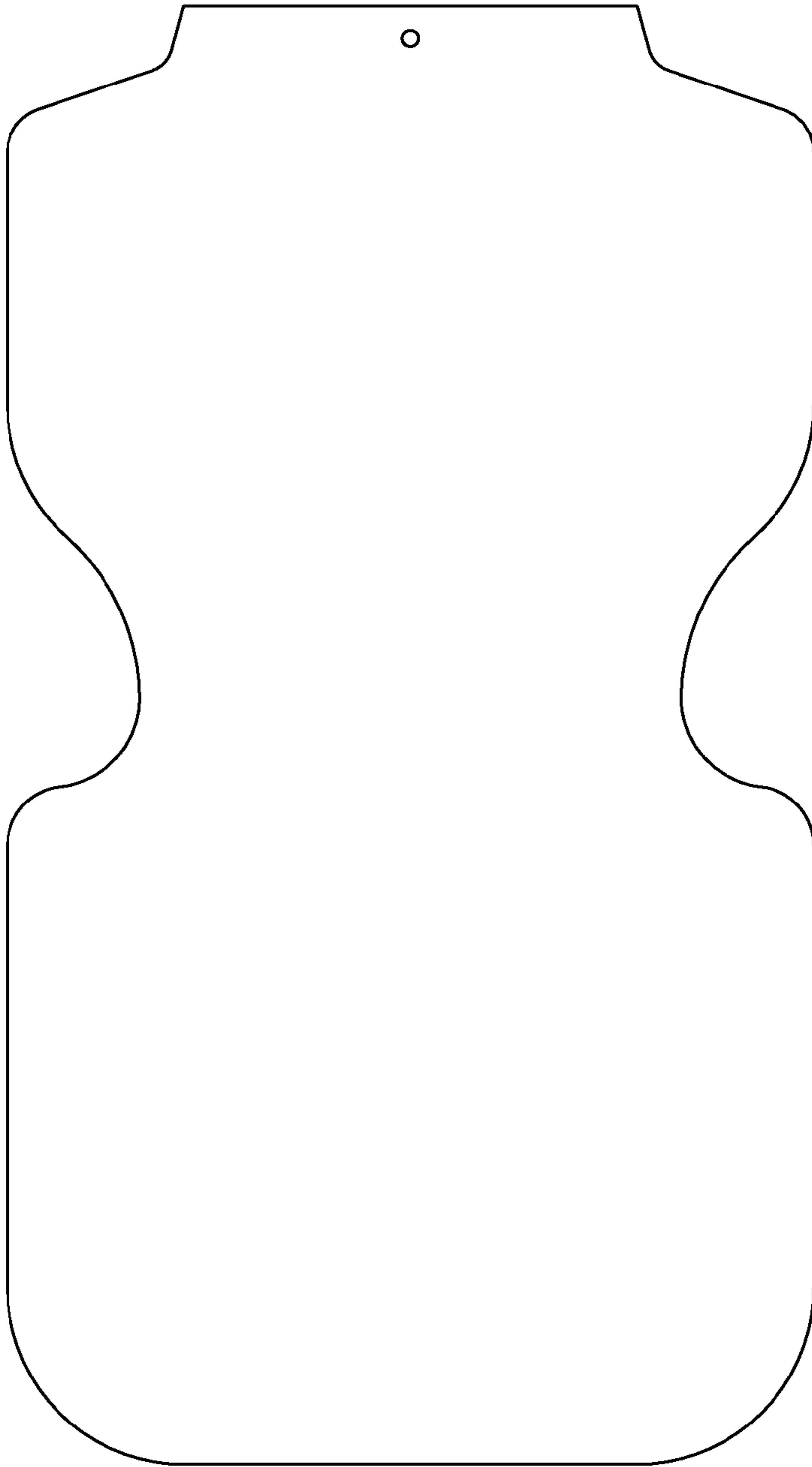


FIG. 2

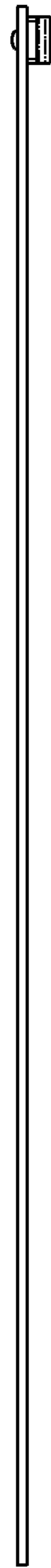


FIG. 3



FIG. 5




FIG. 6