



US00D610854S

(12) **United States Design Patent**
Siklosi et al.

(10) **Patent No.:** **US D610,854 S**
(45) **Date of Patent:** **** Mar. 2, 2010**

(54) **CAR SEAT COVER FOR A BUCKET SEAT**

(57) **CLAIM**

(75) Inventors: **Tibor Siklosi**, Joplin, MO (US); **David Price**, Miami, OK (US)

The ornamental design for a car seat cover for a bucket seat, as shown and described.

(73) Assignee: **Bergan, LLC**, Monkey Island, OK (US)

DESCRIPTION

(**) Term: **14 Years**

(21) Appl. No.: **29/336,440**

(22) Filed: **May 4, 2009**

(51) **LOC (9) Cl.** **06-13**

(52) **U.S. Cl.** **D6/611**

(58) **Field of Classification Search** D6/611,
D6/610, 616, 615, 502; 297/228.1, 228.11-229,
297/219.12, 220, 224; 150/154, 158, 155;
5/653

See application file for complete search history.

FIG. 1 is a prospective view of the back of a car seat cover for a bucket seat constructed in accordance with the present invention, where the car seat cover has a front, a back made of stretchable material, an opening in the back allowing the car seat cover to be stretched over a bucket seat, a flap attached to the inside face of the front of the car seat cover, and a hook attached via a stretchable tether to the back of the car seat cover;

FIG. 2 is an enlarged section view of a car seat cover for a bucket seat as shown in FIG. 1, as installed on a bucket seat (shown with dashed lines), illustrating how the flap attached to the inside face of the front of the car seat cover may extend between adjacent seat cushions of the bucket seat and the hook attached to the back of the car seat cover may attach to the flap to maintain the position of the car seat cover on the bucket seat. The bucket seat shown in dashed lines forms no part of the claimed design;

FIG. 3 is a front view of a car seat cover for a bucket seat as shown in FIG. 1;

FIG. 4 is a back view of a car seat cover for a bucket seat as shown in FIG. 1;

FIG. 5 is a top view of a car seat cover for a bucket seat as shown in FIG. 1;

FIG. 6 is a bottom side view of a car seat cover for a bucket seat as shown in FIG. 1;

FIG. 7 is an enlarged side view; and,

FIG. 8 is an enlarged section view.

Partial shading for cloth is understood to cover the entire surface of the article.

(56) **References Cited**

U.S. PATENT DOCUMENTS

D276,288 S *	11/1984	Kitchen	D6/611
D395,372 S *	6/1998	Simpson	D6/611
D402,846 S *	12/1998	Licata et al.	D6/611
D458,073 S *	6/2002	Spitzer	D6/611
D463,704 S *	10/2002	Hoffman, Jr.	D6/611
D469,999 S *	2/2003	Christoffersen	D6/611
D484,729 S *	1/2004	Horowitz	D6/611
D499,297 S *	12/2004	Jones	D6/611
D506,345 S *	6/2005	Bailey et al.	D6/611
D508,184 S *	8/2005	Kenny	D6/611
D542,073 S *	5/2007	Moshopoulos	D6/611
D546,108 S *	7/2007	Heiman-Philpott	D6/611
D576,832 S *	9/2008	Bazso	D6/611

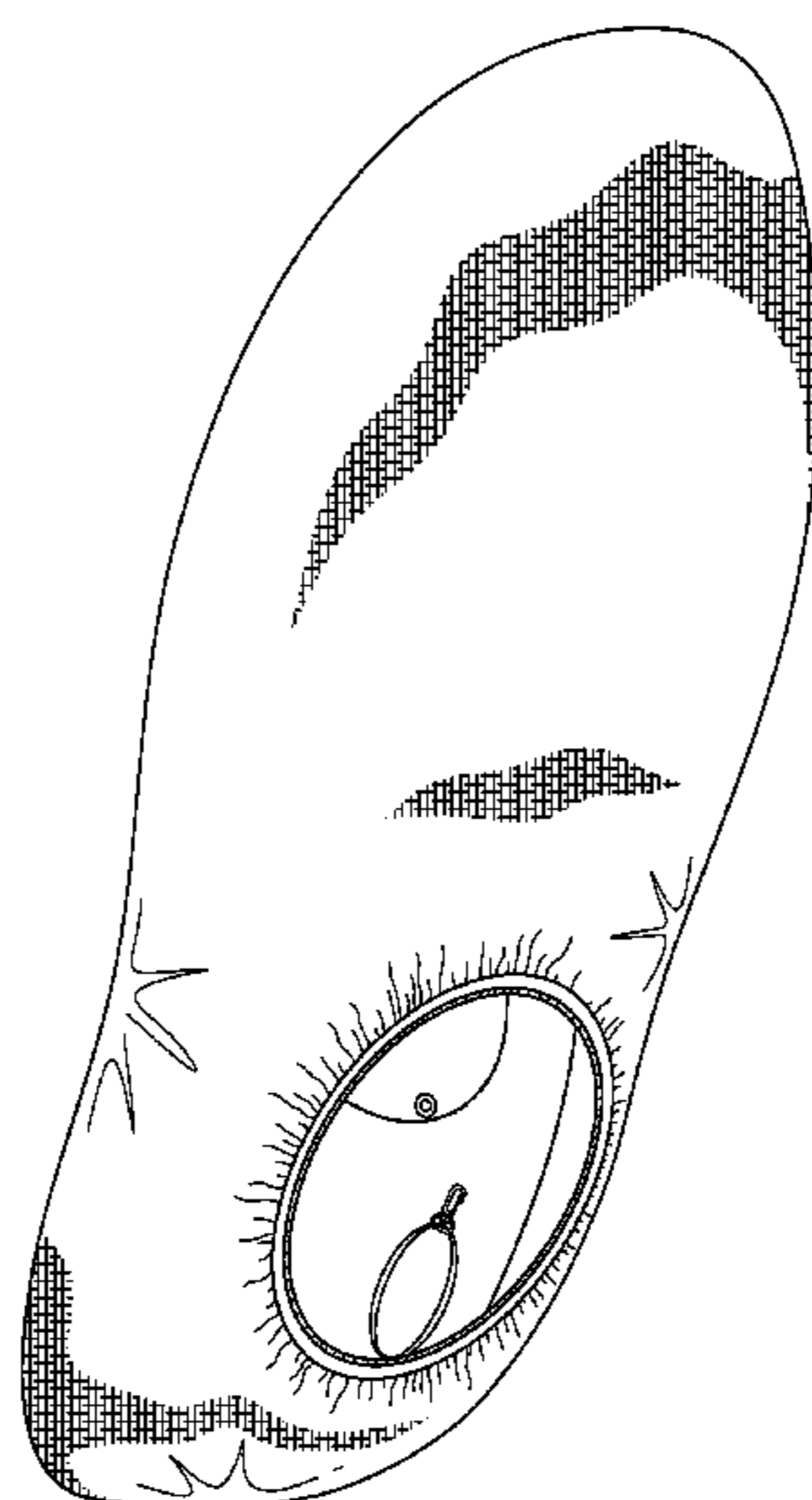
* cited by examiner

Primary Examiner—T. Chase Nelson

Assistant Examiner—David G Muller

(74) *Attorney, Agent, or Firm*—Head, Johnson & Kachigian, P.C.

1 Claim, 4 Drawing Sheets



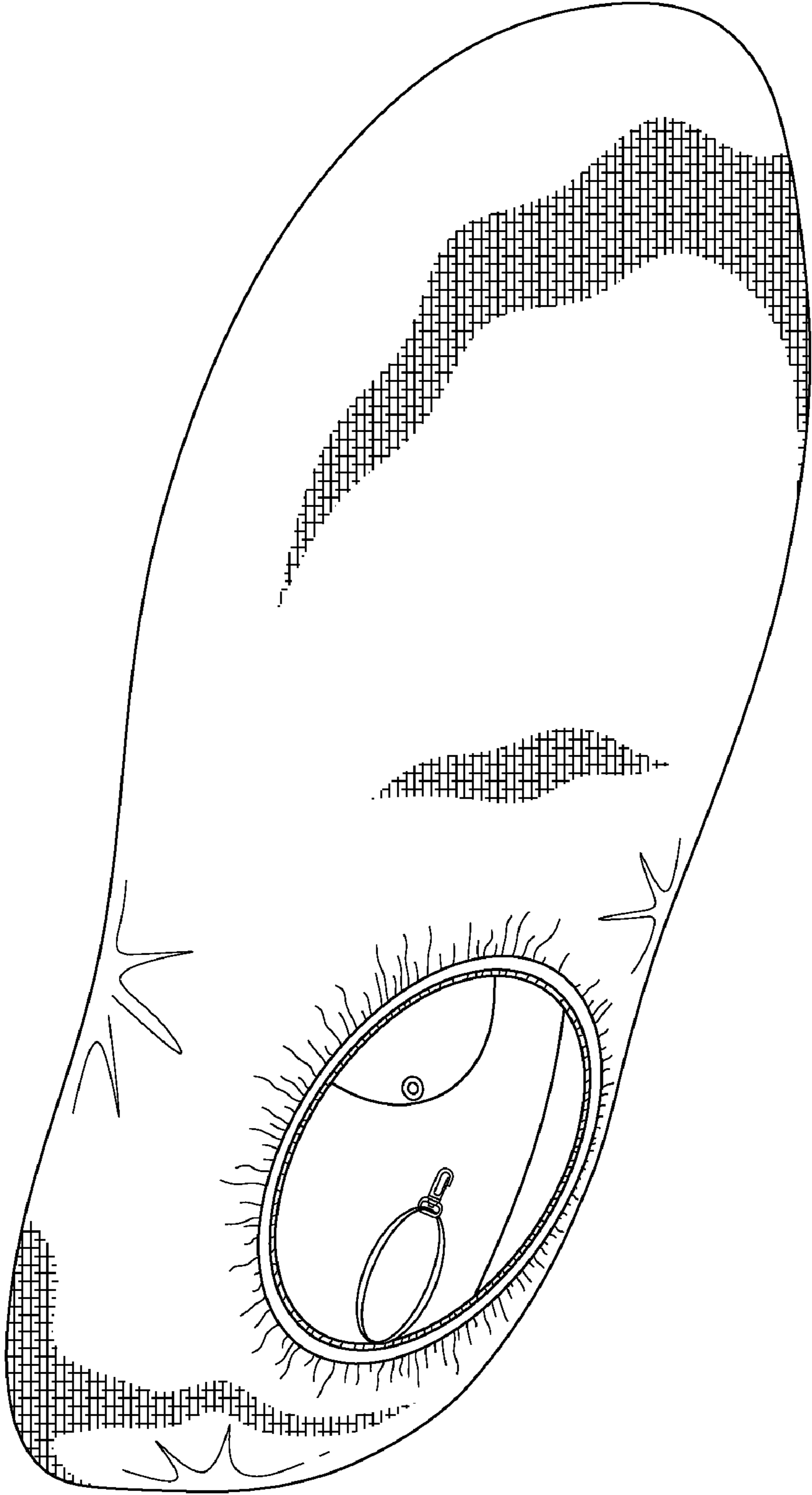


FIG. 1

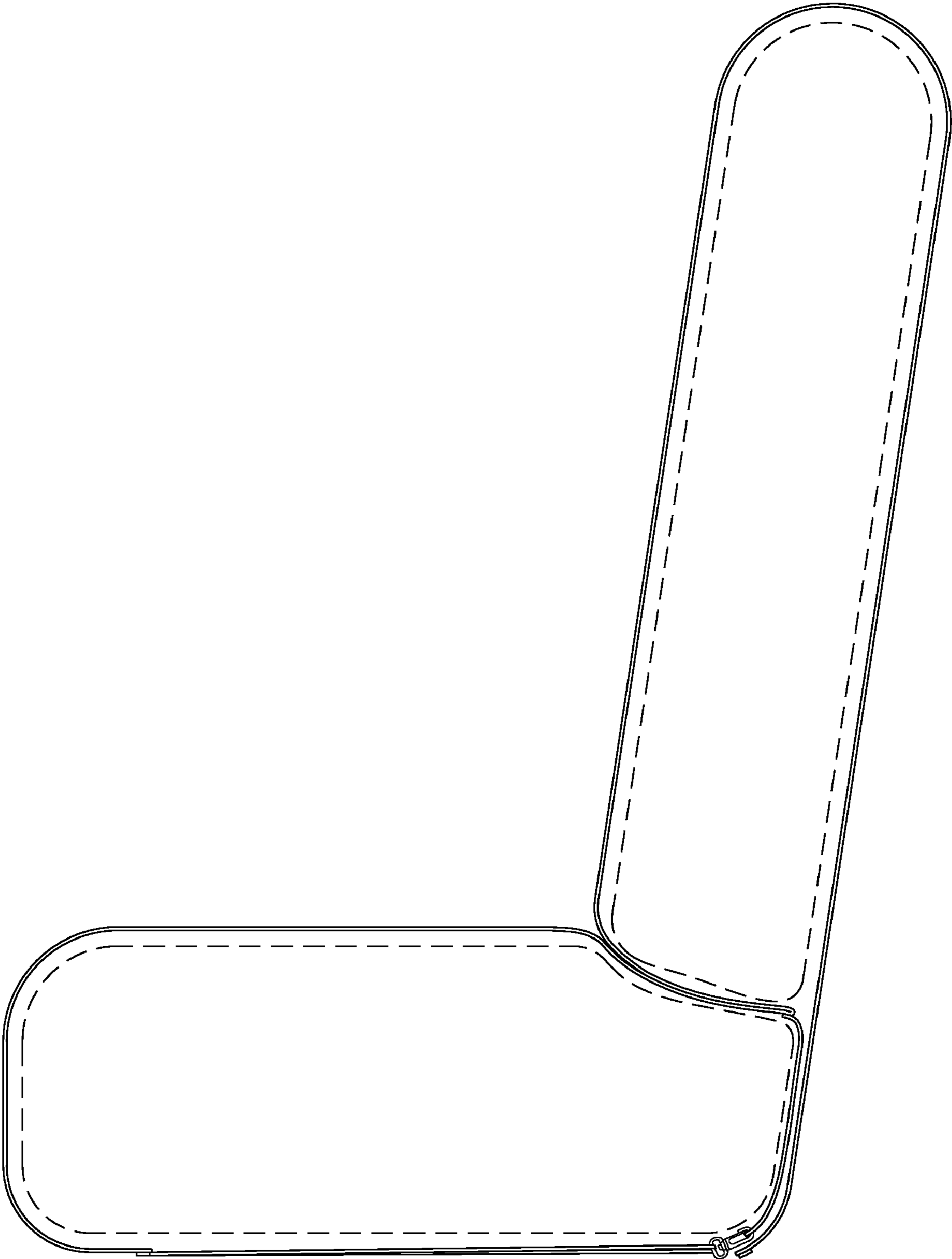


FIG. 2

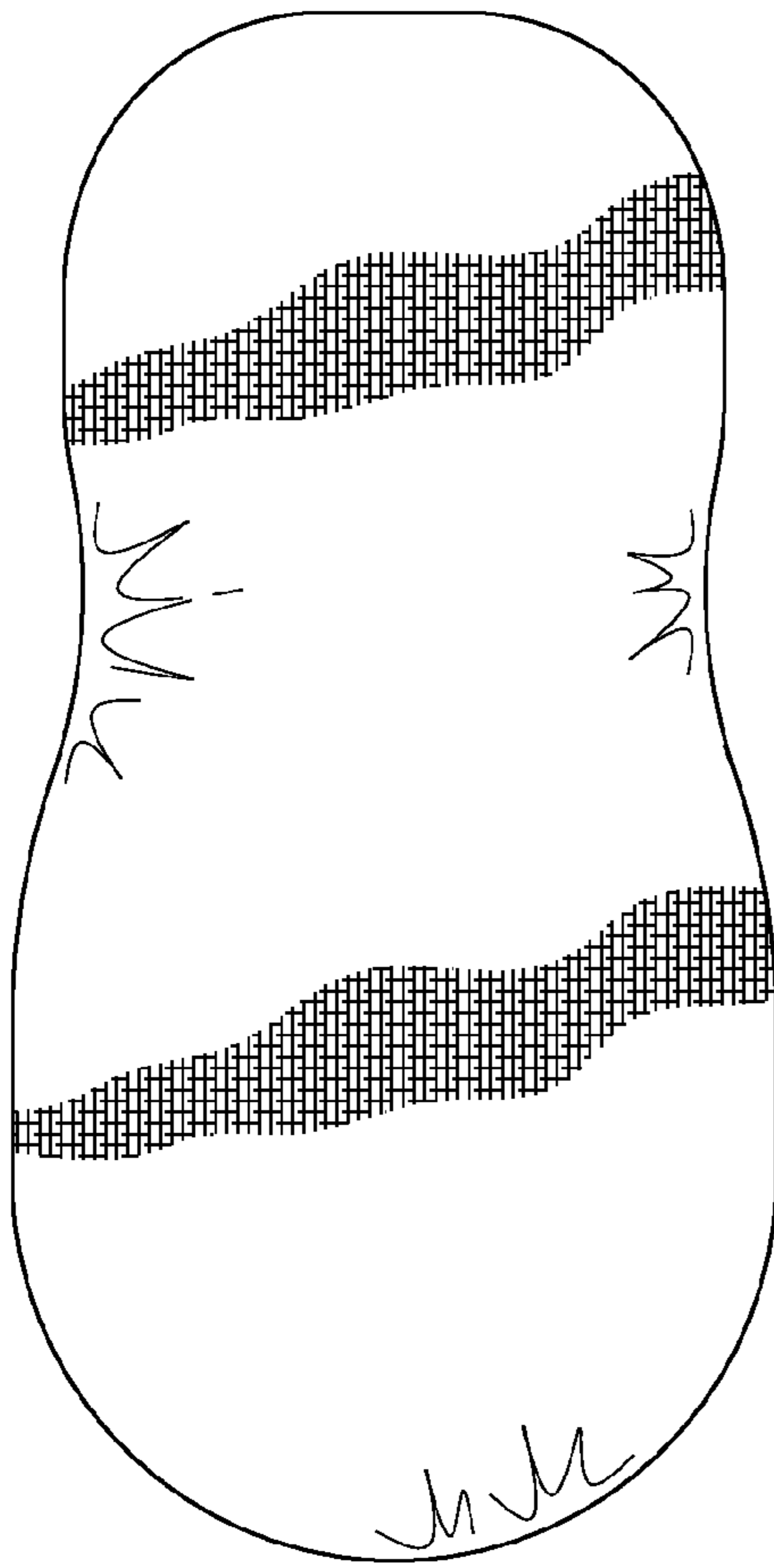


FIG. 3

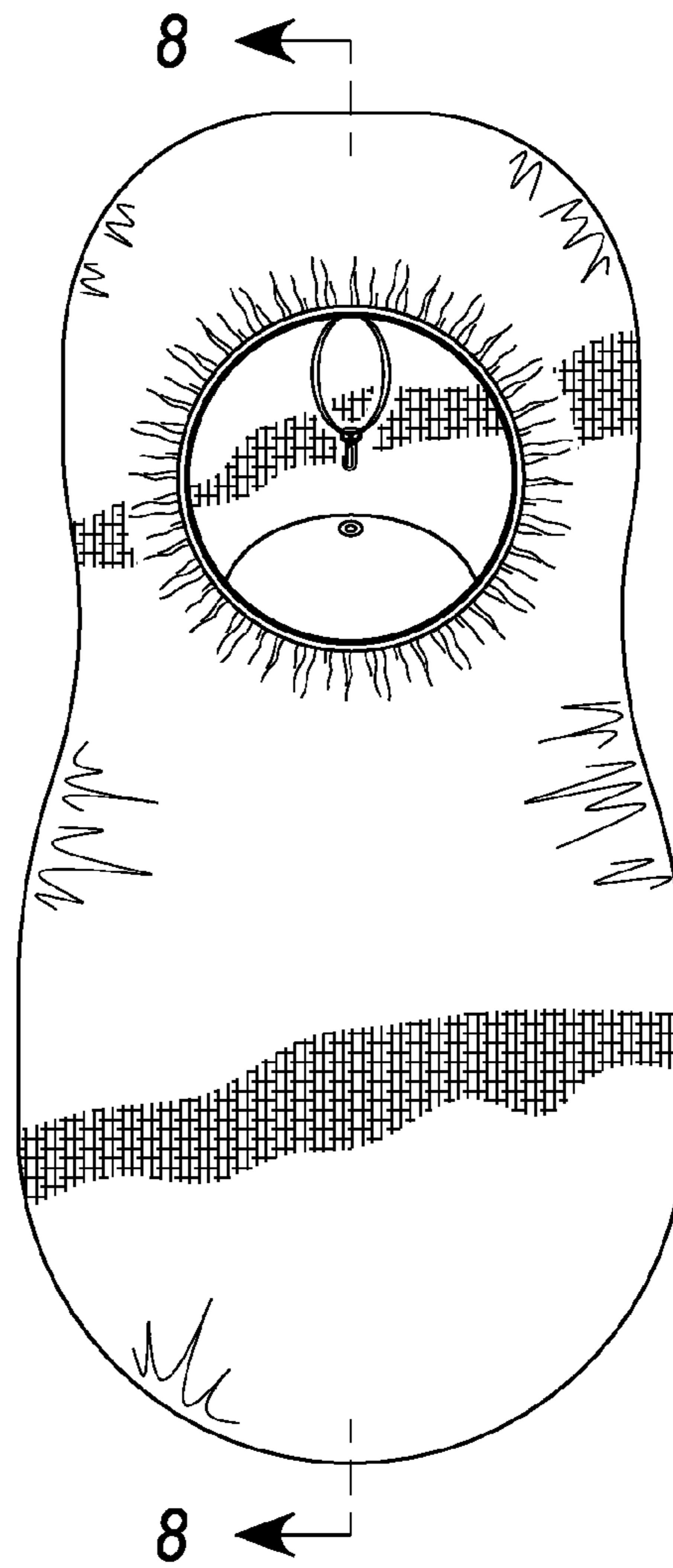


FIG. 4

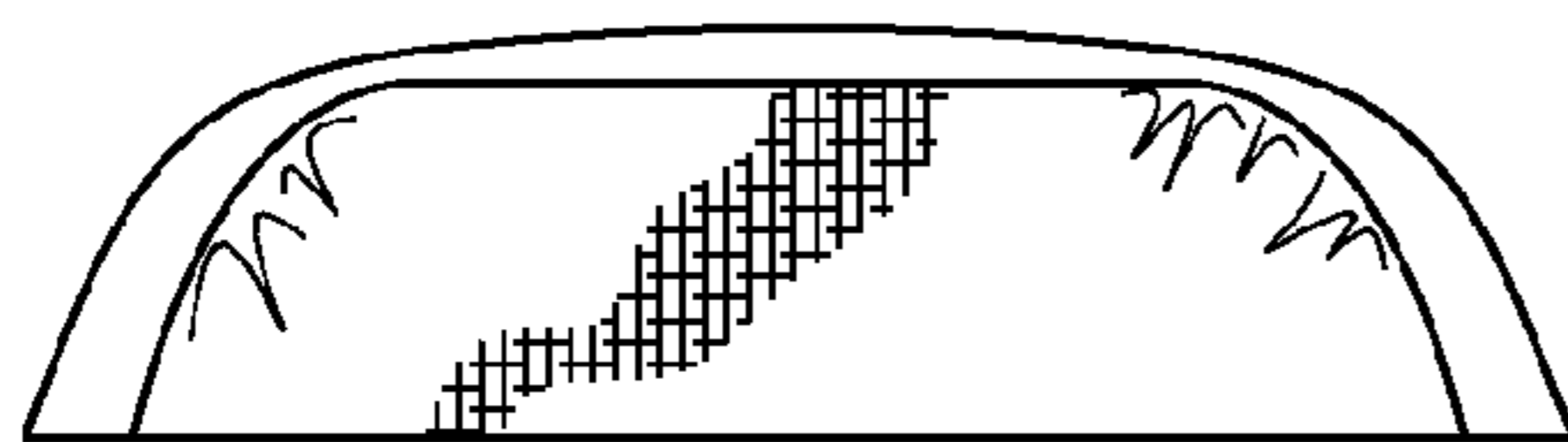


FIG. 5

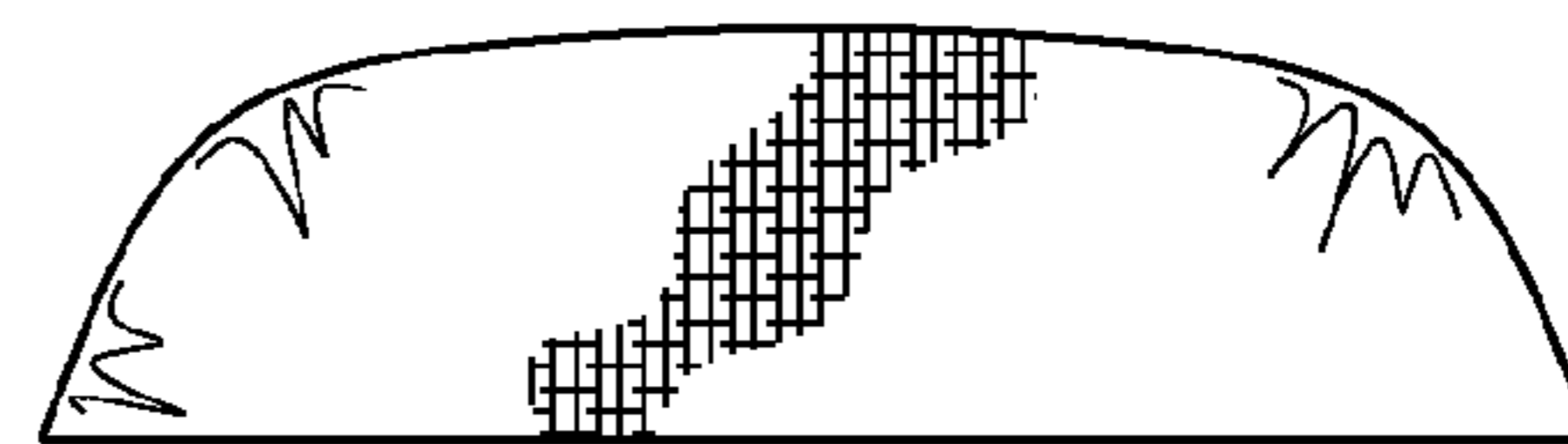


FIG. 6




FIG. 7




FIG. 8