



US00D610847S

(12) **United States Design Patent**
Birsel et al.

(10) **Patent No.:** **US D610,847 S**
(45) **Date of Patent:** **** Mar. 2, 2010**

(54) **FRAME FOR FURNITURE SUPPORT**

(75) Inventors: **Ayse Birsel**, New York, NY (US); **Bibi Seck**, New York, NY (US)

(73) Assignee: **Herman Miller, Inc.**, Zeeland, MI (US)

(**) Term: **14 Years**

(21) Appl. No.: **29/312,794**

(22) Filed: **Nov. 12, 2008**

Related U.S. Application Data

(63) Continuation of application No. 29/288,028, filed on May 25, 2007, now abandoned.

(51) **LOC (9) Cl.** **06-06**

(52) **U.S. Cl.** **D6/510**

(58) **Field of Classification Search** D6/397,
D6/425-426, 429, 432-448, 470, 474, 477-480,
D6/484; 174/50; 211/26, 189; 312/107.5,
312/108, 204, 216, 234.1, 237, 249.4-249.5,
312/257.1, 265.1, 265.3, 265.4, 278-279,
312/330.1, 334.36, 348.3; 361/727

See application file for complete search history.

(56) **References Cited**

U.S. PATENT DOCUMENTS

1,570,368 A 1/1926 Zeh 428/78

(Continued)

OTHER PUBLICATIONS

U.S. Appl. No. 29/288,028, filed May 25, 2007, Birsel, et al.

(Continued)

Primary Examiner—Joel Sincavage

Assistant Examiner—Ricky Pham

(74) *Attorney, Agent, or Firm*—Brinks Hofer Gilson & Lione

(57) **CLAIM**

The ornamental design for a frame for furniture support, as shown and described.

DESCRIPTION

FIG. 1 is a top perspective view of a first embodiment of a frame for furniture support of the present invention;

FIG. 2 is a front elevation view thereof;

FIG. 3 is a rear elevation view thereof;

FIG. 4 is a right side elevation view thereof;

FIG. 5 is a left side elevation view thereof;

FIG. 6 is a top plan view thereof;

FIG. 7 is a bottom plan view thereof;

FIG. 8 is a top perspective view of a second embodiment of a frame for furniture support of the present invention;

FIG. 9 is a front elevation view thereof;

FIG. 10 is a rear elevation view thereof;

FIG. 11 is a right side elevation view thereof;

FIG. 12 is a left side elevation view thereof;

FIG. 13 is a top plan view thereof;

FIG. 14 is a bottom plan view thereof;

FIG. 15 is a top perspective view of a third embodiment of a frame for furniture support of the present invention;

FIG. 16 is a front elevation view thereof;

FIG. 17 is a rear elevation view thereof;

FIG. 18 is a right side elevation view thereof;

FIG. 19 is a left side elevation view thereof;

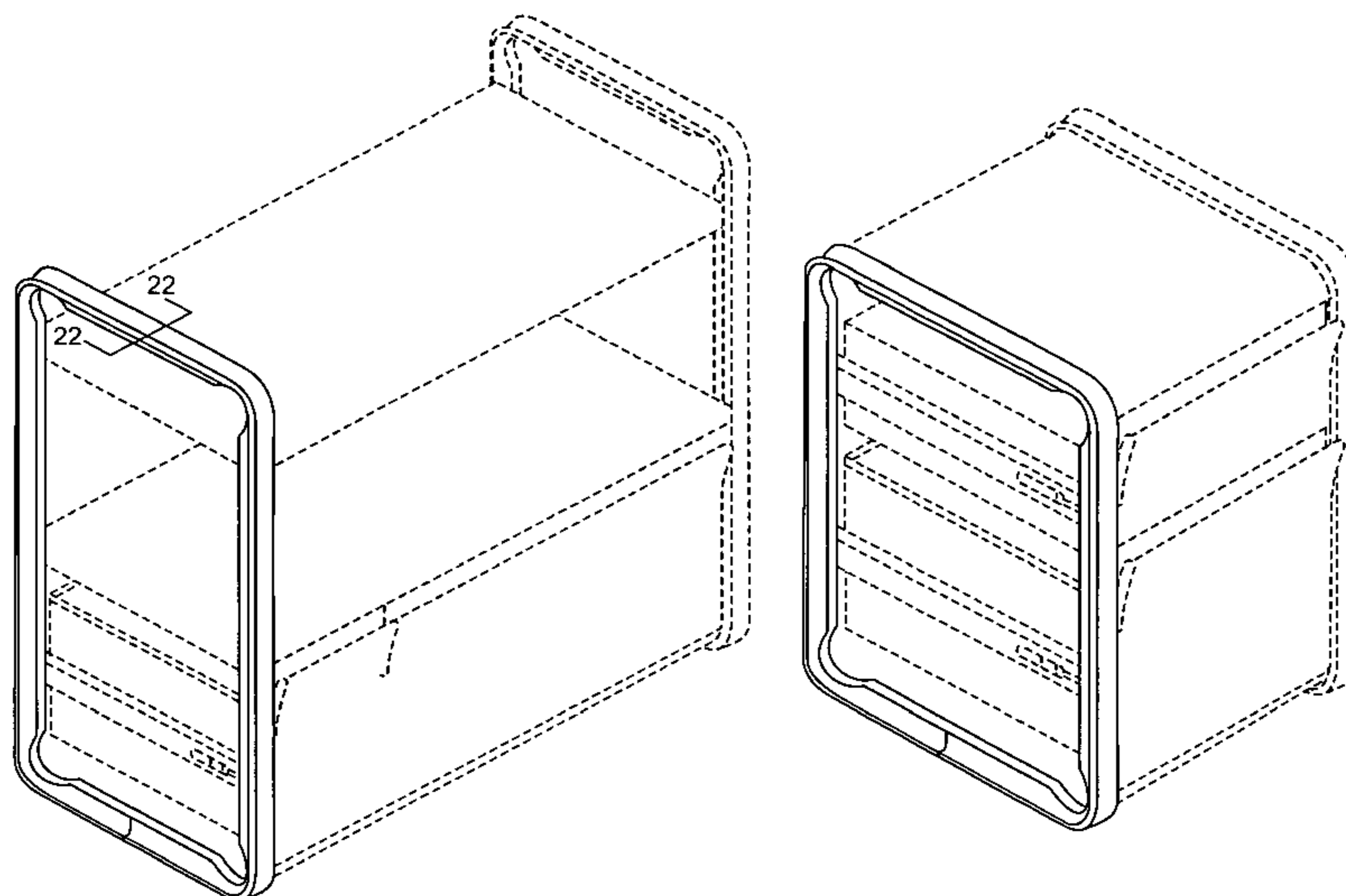
FIG. 20 is a top plan view thereof;

FIG. 21 is a bottom plan view thereof; and,

FIG. 22 is a cross-sectional view along line 22—22 in FIG. 1.

Any broken lines in the drawings show the boundary of structures that form no part of the claimed design.

1 Claim, 10 Drawing Sheets



US D610,847 S

Page 2

U.S. PATENT DOCUMENTS

D151,119	S	9/1948	Eames	D6/483	6,516,955	B1 *	2/2003	Dudhwala et al.	211/26
D161,752	S	1/1951	Hart	D7/554.3	6,554,142	B2 *	4/2003	Gray	211/26
D173,120	S	9/1954	Levenhagen	D7/554.3	6,605,777	B1 *	8/2003	Anderson et al.	174/50
D188,332	S	7/1960	Salen	D6/562	6,655,533	B2 *	12/2003	Guebre-Tsadik	211/26
3,404,931	A *	10/1968	Fall et al.	312/265.4	6,659,294	B1	12/2003	Simard	211/181.1
3,841,727	A	10/1974	Peng	312/111	6,675,979	B2	1/2004	Taylor	211/186
4,108,519	A	8/1978	Chervenak	312/348.4	6,684,583	B2	2/2004	Hodges et al.	52/220.7
4,433,881	A *	2/1984	Witten et al.	312/107.5	6,735,908	B2	5/2004	Edwards	52/36.1
4,941,717	A *	7/1990	Beaulieu	312/265.3	6,749,319	B1	6/2004	Muse	362/154
4,960,307	A	10/1990	Nelsen	312/194	6,769,369	B1	8/2004	Brandenberg	108/158.12
4,988,008	A *	1/1991	Blum et al.	211/189	6,769,551	B2 *	8/2004	Rafferty et al.	211/26
5,165,770	A *	11/1992	Hahn	312/265.4	6,807,776	B2	10/2004	Girdwood et al.	52/36.1
5,205,630	A	4/1993	Welch et al.	312/249.11	6,817,478	B2	11/2004	Venegas, Jr.	211/189
5,228,762	A *	7/1993	Mascrier	312/265.4	6,877,825	B2	4/2005	Khosropour et al.	312/198
5,292,189	A *	3/1994	Lau et al.	312/265.3	6,974,036	B2 *	12/2005	Wyatt et al.	211/26
5,380,083	A *	1/1995	Jones et al.	312/265.3	7,032,523	B2	4/2006	Forslund, III et al.	108/50.01
5,639,150	A *	6/1997	Anderson et al.	312/265.3	7,086,707	B2 *	8/2006	Wyatt et al.	312/265.4
5,673,985	A *	10/1997	Mitchell	312/265.3	D535,506	S	1/2007	Wilson	D6/503
5,715,760	A	2/1998	Frascaroli et al.	108/50.02	7,478,890	B2 *	1/2009	Hudz et al.	312/265.4
5,803,562	A	9/1998	Jacobs et al.	312/283	2003/0094884	A1	5/2003	Sobol		
D402,529	S	12/1998	Husted	D8/313	2003/0182885	A1	10/2003	Gresham et al.		
5,886,644	A	3/1999	Keskin et al.	340/5.73	2003/0196388	A1	10/2003	Edwards		
D407,832	S	4/1999	Dobija	D25/136	2004/0020137	A1	2/2004	Batley et al.		
5,906,420	A	5/1999	Rozier, Jr. et al.	312/223.6	2004/0244307	A1	12/2004	Branc et al.		
5,975,658	A	11/1999	Verbeek et al.	312/209	2005/0016080	A1	1/2005	Williams et al.		
6,021,047	A *	2/2000	Lopez et al.	361/727	2005/0055888	A1	3/2005	Gresham et al.		
6,029,832	A	2/2000	Bastian	211/189	2005/0253489	A1	11/2005	Heyer		
6,036,290	A *	3/2000	Jancsek et al.	312/265.4	2006/0071533	A1	4/2006	Nagar		
6,039,420	A *	3/2000	Besserer et al.	312/265.1	2007/0013272	A1	1/2007	Fells		
6,095,345	A *	8/2000	Gibbons	211/26						
6,123,203	A *	9/2000	Gibbons	211/26						
6,152,553	A	11/2000	Wunderlich	312/265.2						
6,168,249	B1 *	1/2001	Chien	312/265.4						
6,189,268	B1	2/2001	Carr et al.	52/36.1						
6,220,186	B1	4/2001	Scharer et al.	108/153.1						
6,272,795	B1	8/2001	Brauning	52/36.1						
6,378,255	B1	4/2002	Eich et al.	52/220.7						
6,460,470	B1	10/2002	Scharer et al.	108/153.1						
6,481,678	B1	11/2002	Chong	248/220.42						

OTHER PUBLICATIONS

International Search Report dated Aug. 21, 2008, for corresponding international application No. PCT/US08/64705.
Herman Miller brochure "The Tubular Collection" dated 1975, 2 pages.
Herman Miller brochure "Prices," dated Jan. 1973, pp. 79, 81-85.
Herman Miller brochure 1972 Product Catalog, 15 pages.
Herman Miller "Consumer Prices" revised Dec. 15, 1971, 2 pages.

* cited by examiner

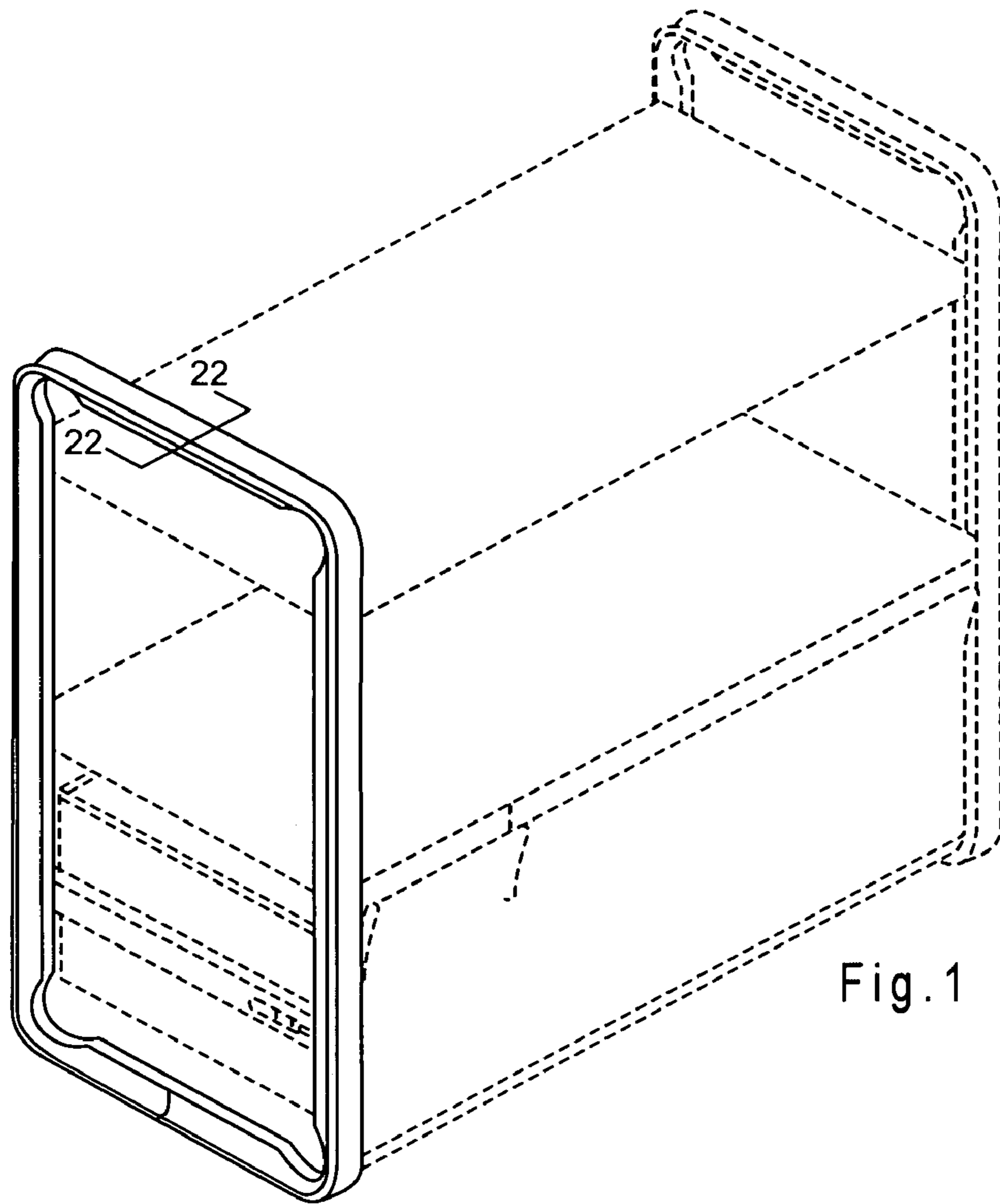


Fig. 1




Fig. 2




Fig. 3

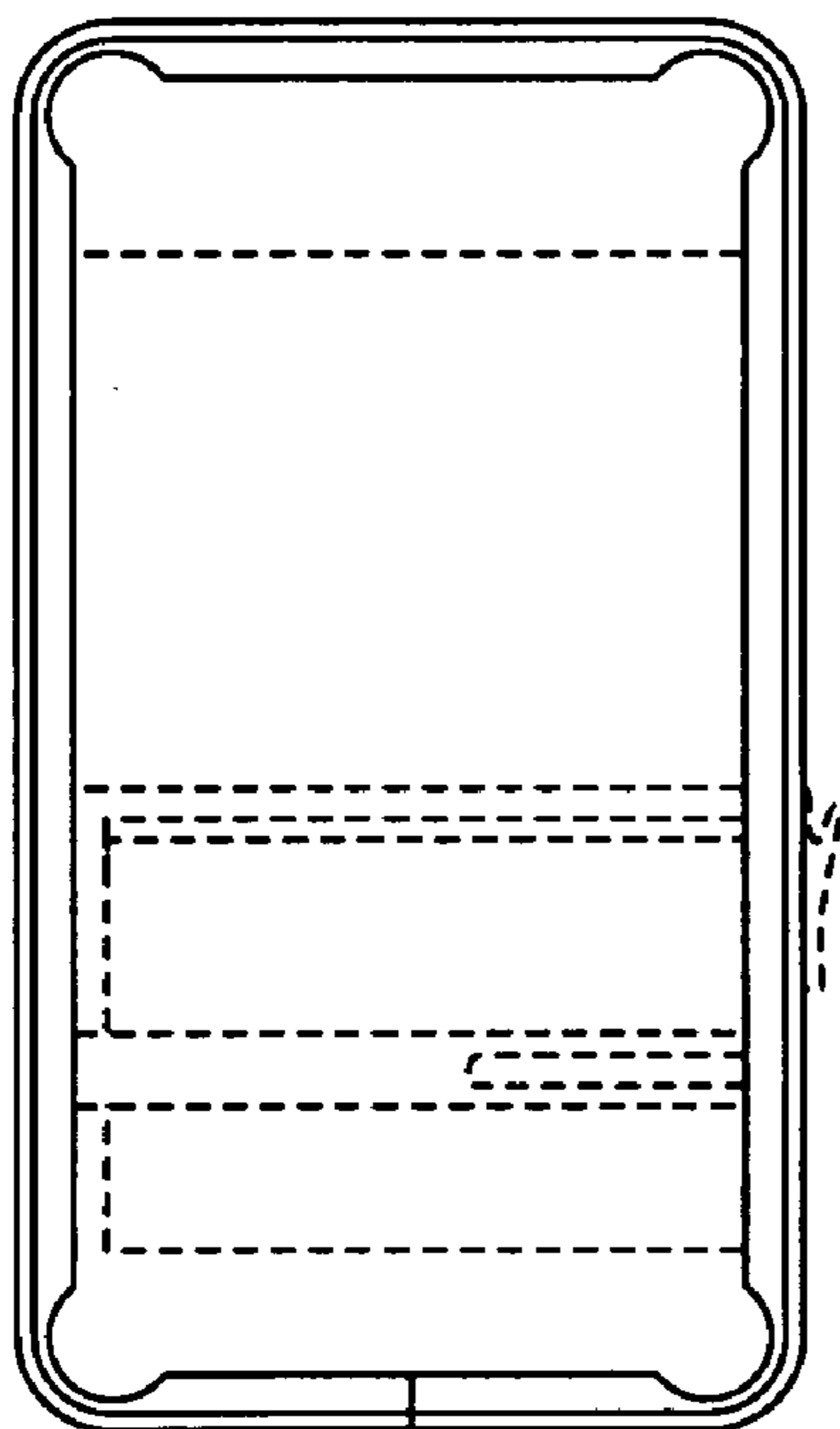


Fig. 4

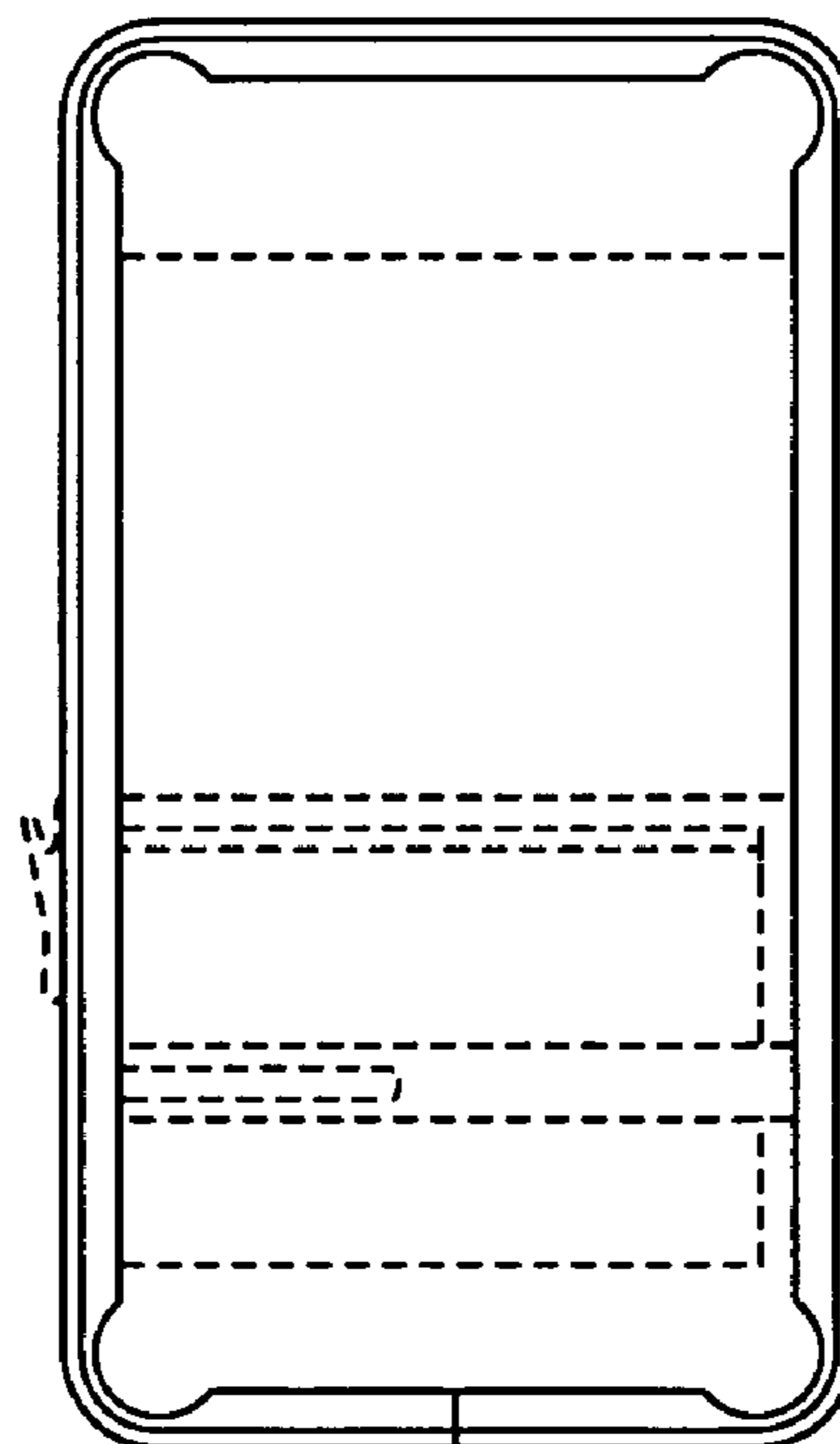


Fig. 5




Fig. 6




Fig. 7

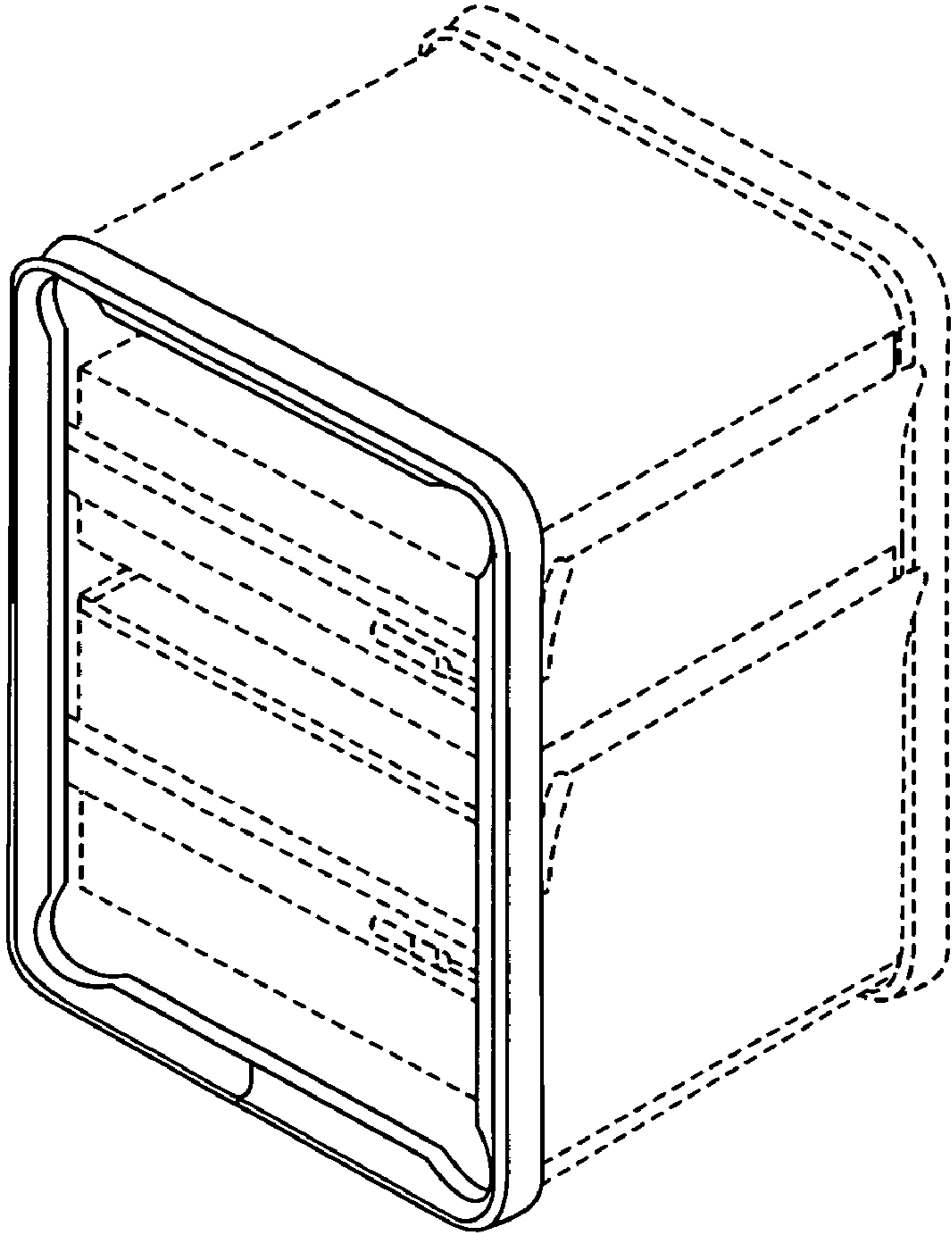


Fig. 8




Fig. 9




Fig. 10

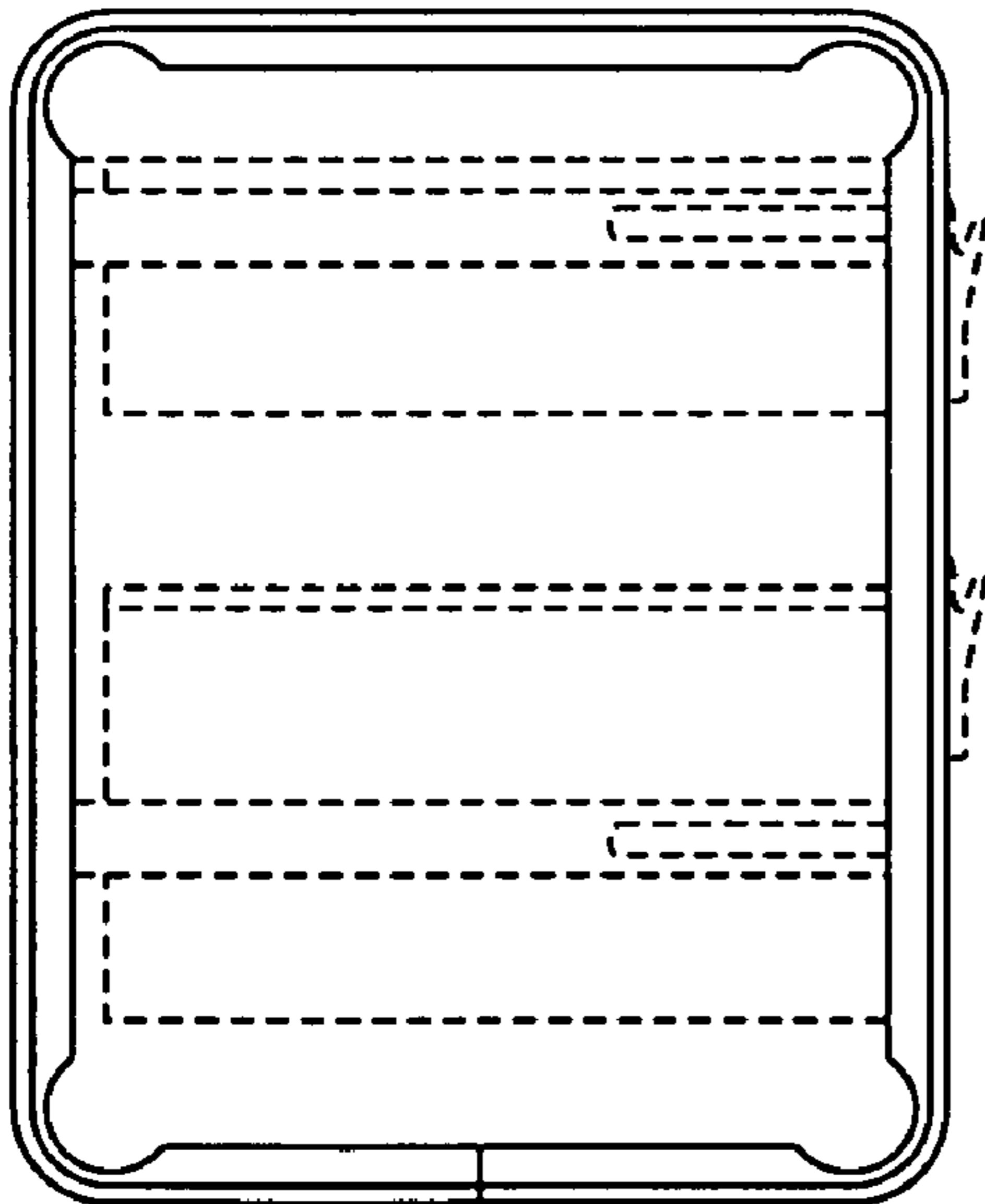


Fig. 11

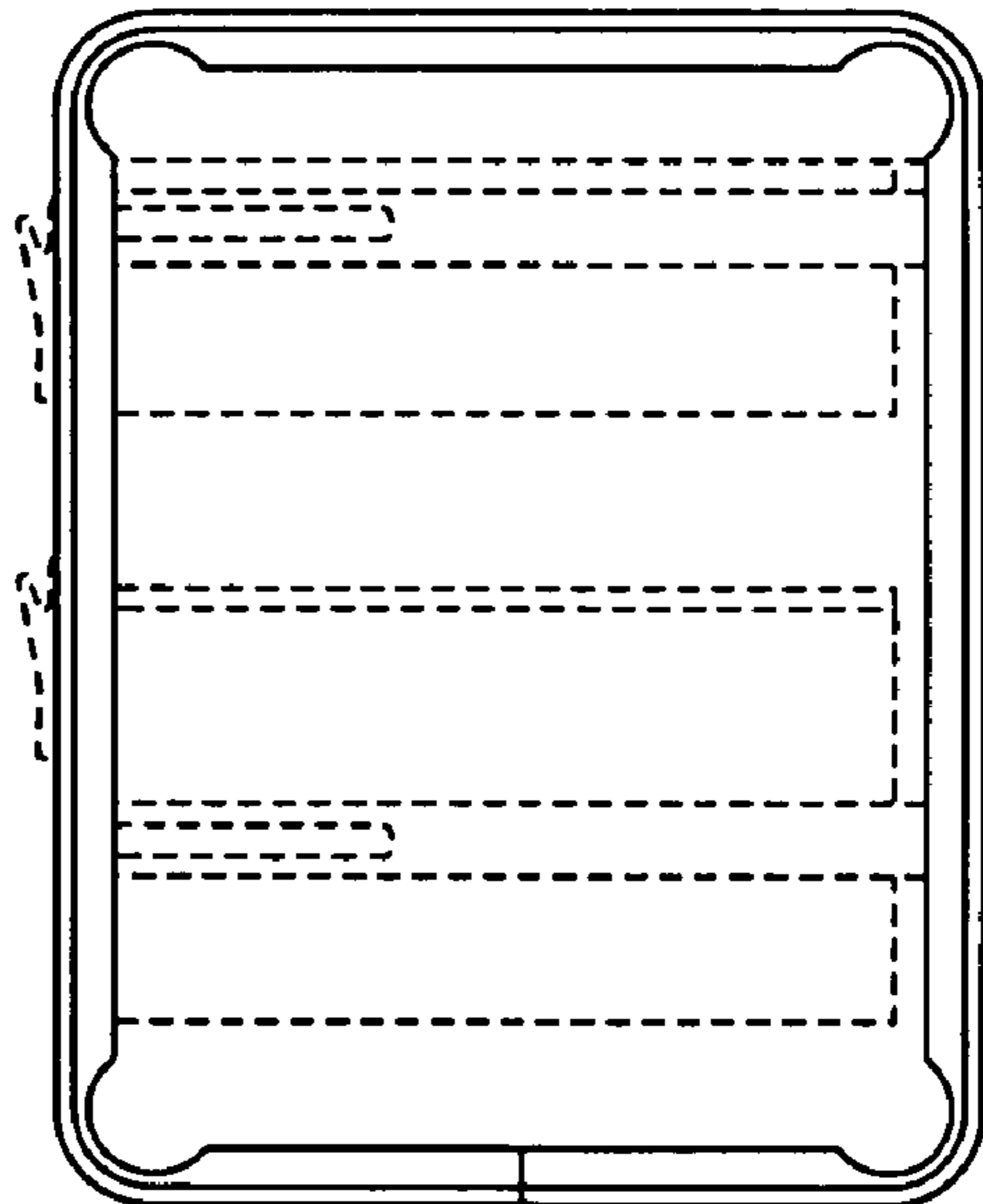


Fig. 12




Fig. 13




Fig. 14

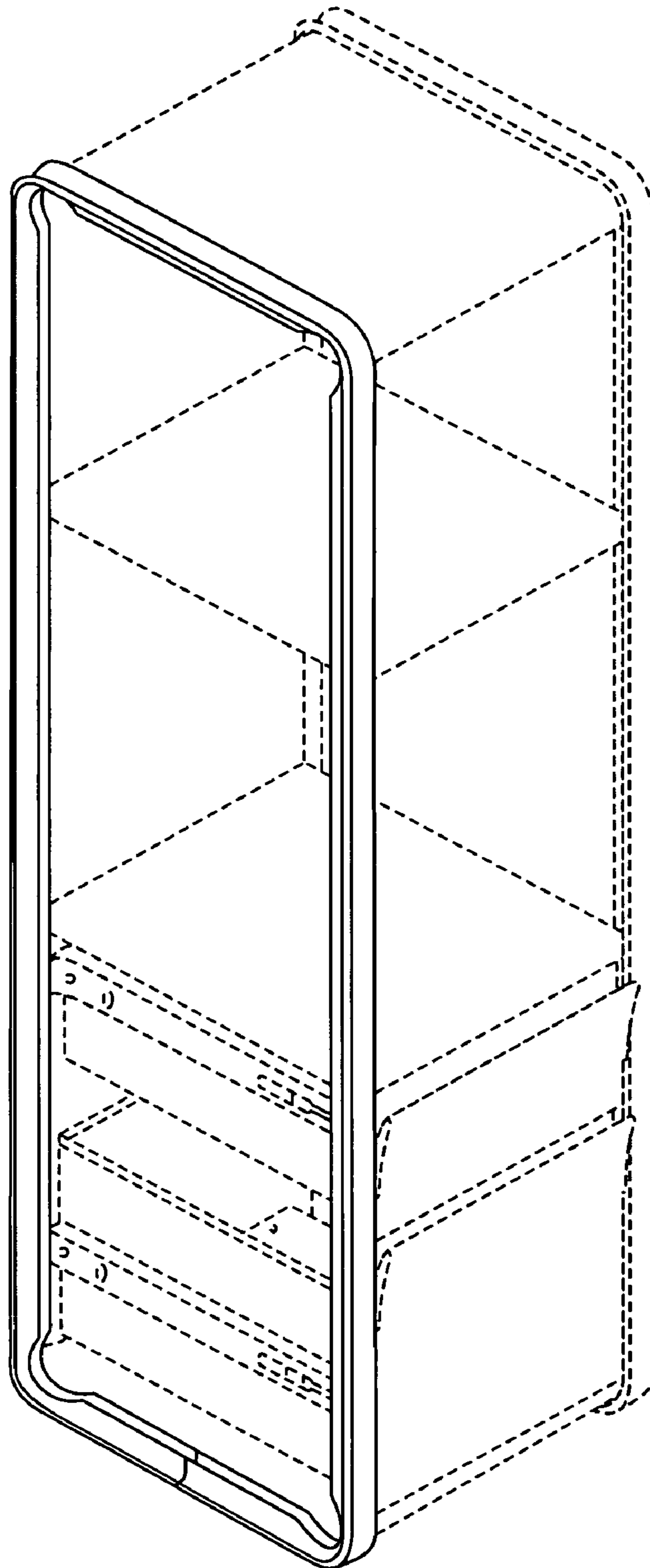


Fig. 15

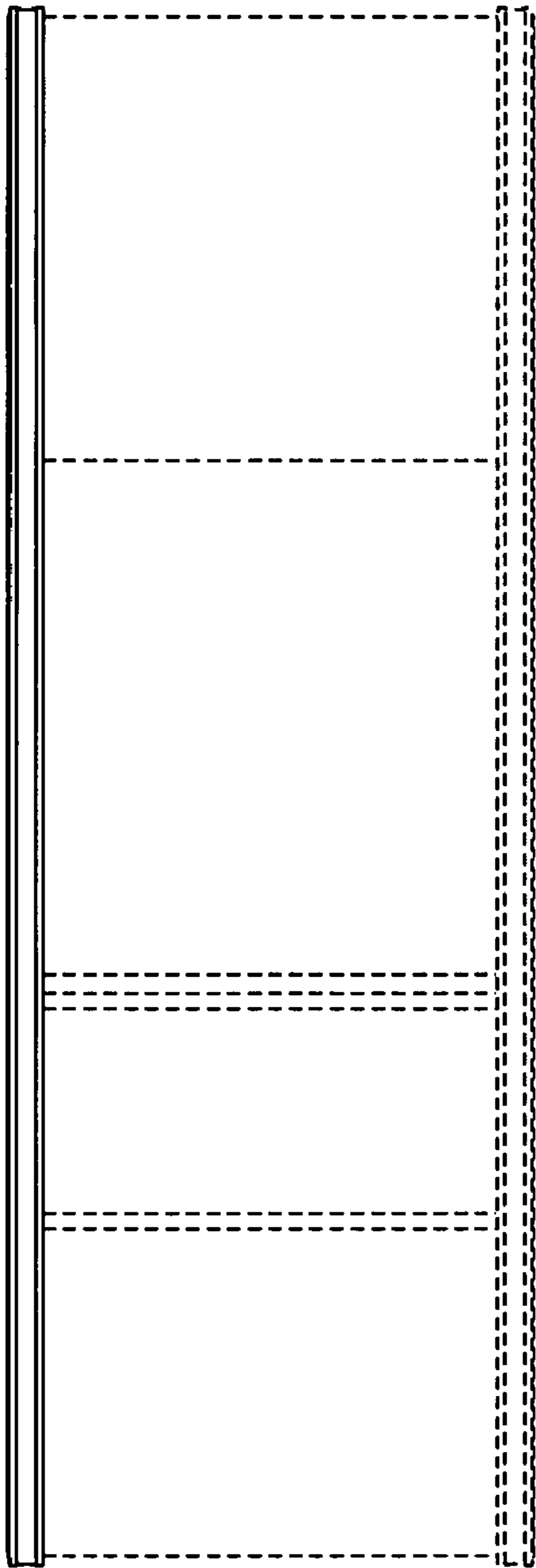


Fig. 16




Fig. 17

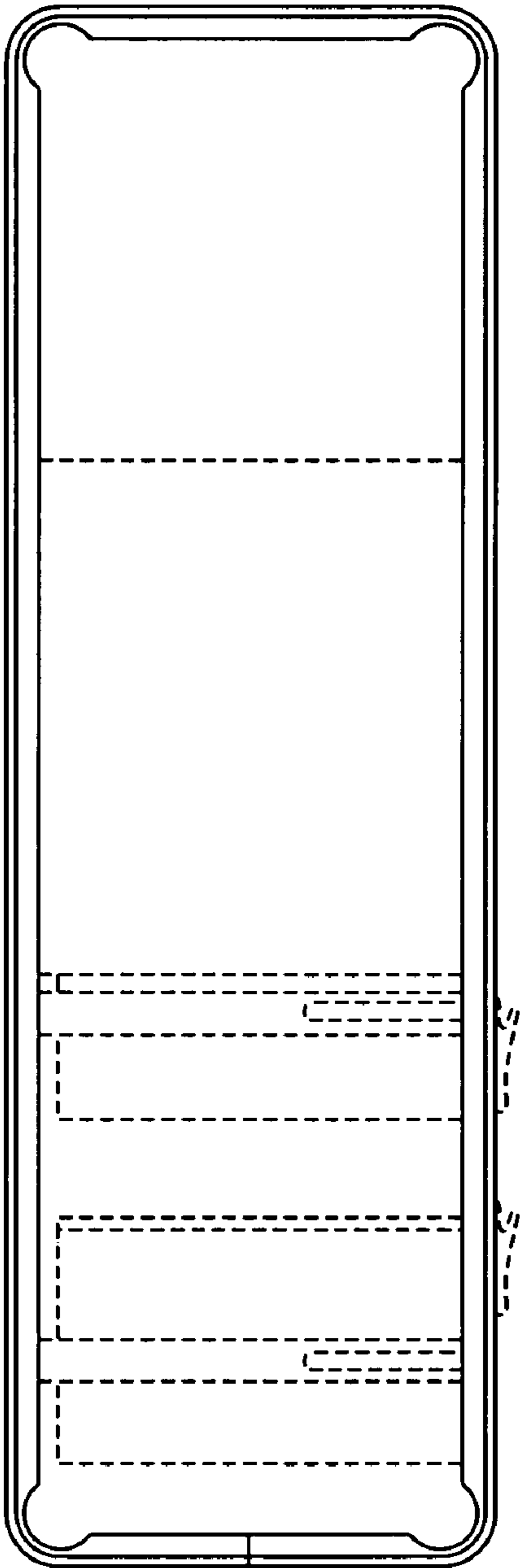


Fig. 18

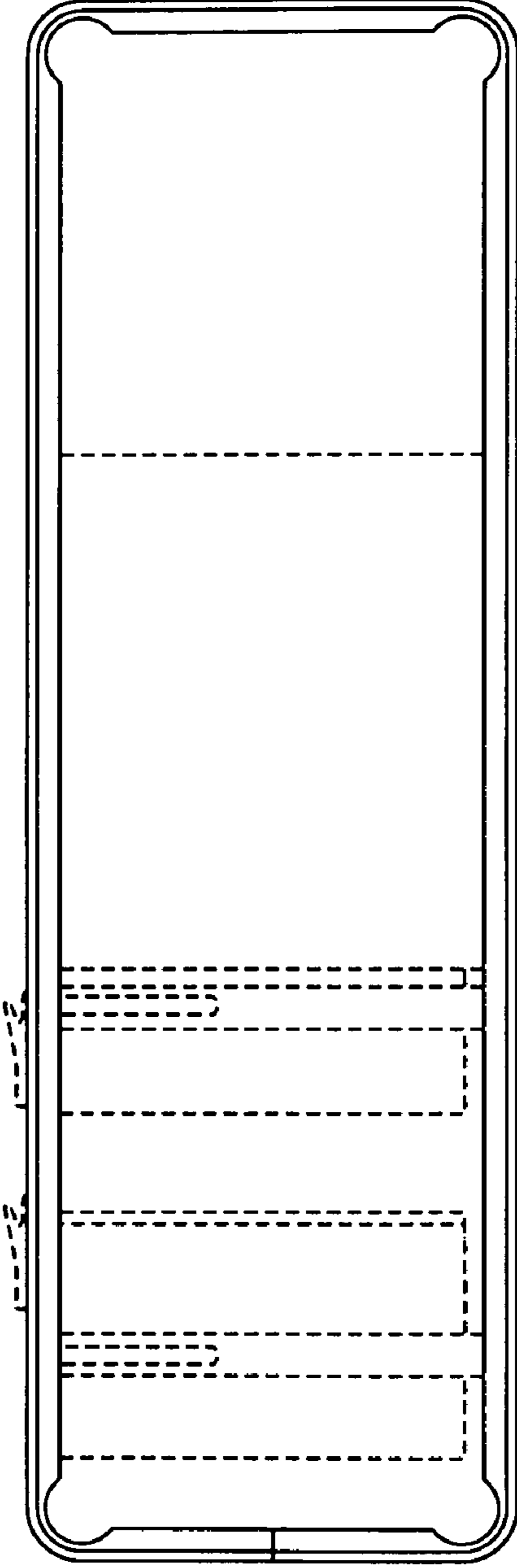


Fig. 19

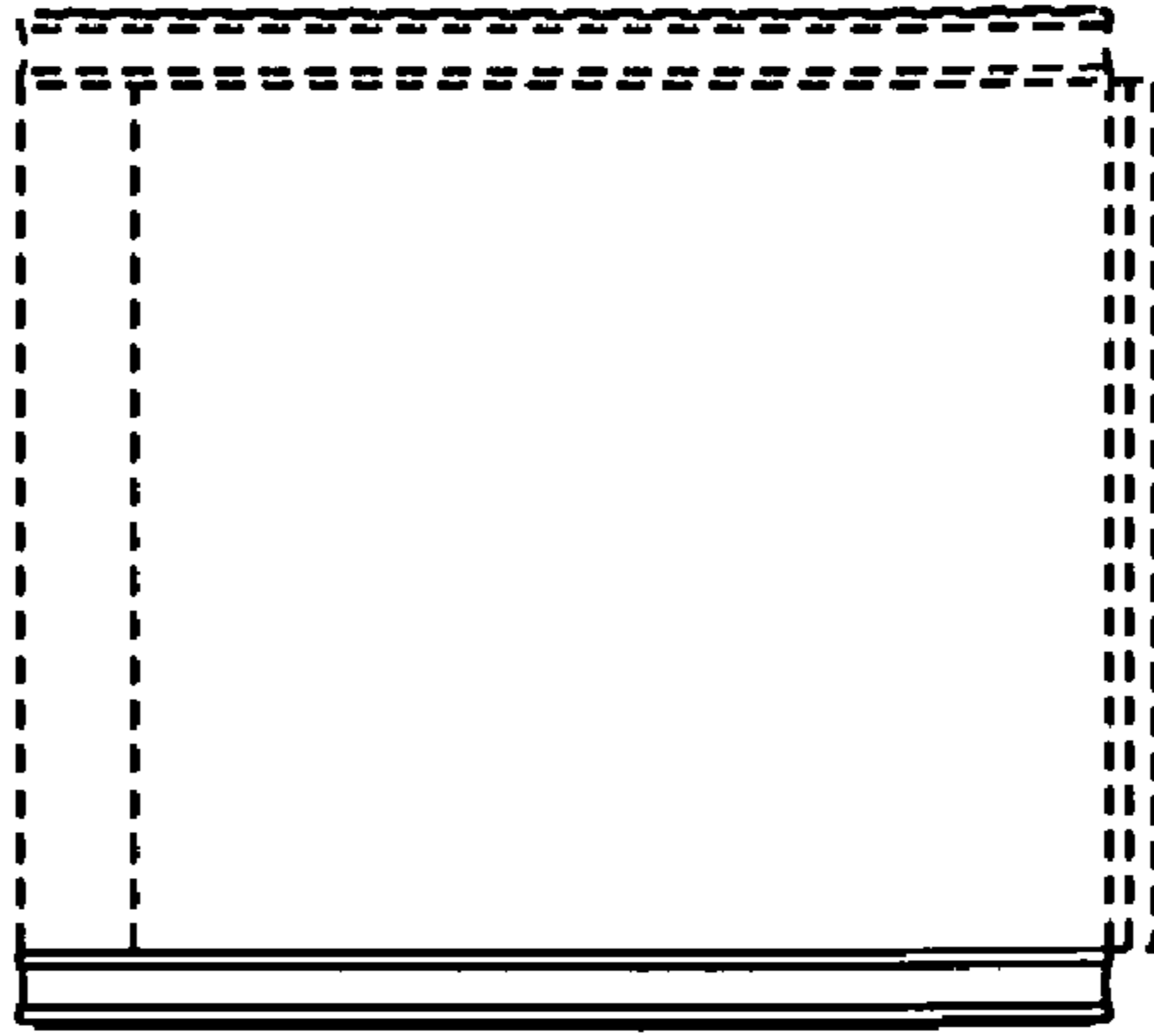


Fig. 20




Fig. 21

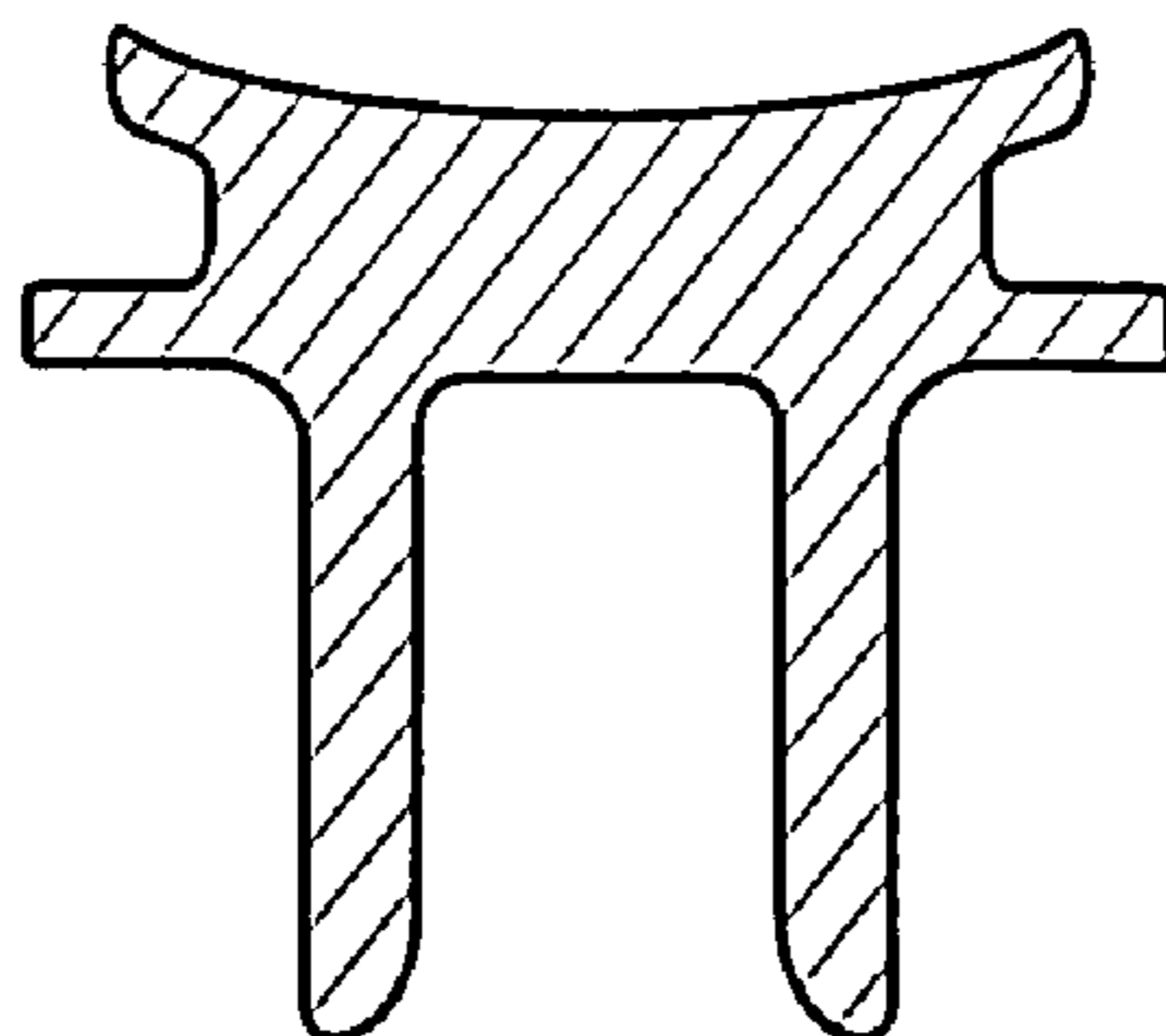


Fig. 22