



US00D610816S

(12) **United States Design Patent**  
**Keichel et al.**

(10) **Patent No.:** **US D610,816 S**  
(45) **Date of Patent:** **\*\* Mar. 2, 2010**

(54) **CHAIR**

(75) Inventors: **Marcus Keichel**, Berlin (DE); **Julia Laeuffer**, Berlin (DE)

(73) Assignee: **Wilkhahn Wilkening + Hahne GmbH & Co.** (DE)

(\*\*) Term: **14 Years**

(21) Appl. No.: **29/333,957**

(22) Filed: **Mar. 18, 2009**

(30) **Foreign Application Priority Data**

Sep. 23, 2008 (EM) ..... 001007538-0002

(51) **LOC (9) Cl.** ..... **06-01**

(52) **U.S. Cl.** ..... **D6/334**

(58) **Field of Classification Search** ..... D6/334,  
D6/336, 338, 349, 352, 363, 374, 375, 380,  
D6/381, 491, 492, 500-502; 297/175, 411.2,  
297/445.1, 446.1, 446.2, 447.1, 447.2, 448.1,  
297/451.2, 452.11, 452.29, 461, 462; 5/12.1,  
5/12.2

See application file for complete search history.

(56) **References Cited**

**U.S. PATENT DOCUMENTS**

D177,265 S \* 3/1956 Laubon ..... D6/374  
D432,326 S \* 10/2000 Duffy et al. .... D6/379  
D436,751 S \* 1/2001 Schacht ..... D6/379

D516,832 S \* 3/2006 Schweikarth et al. .... D6/379  
D517,824 S \* 3/2006 Pensi ..... D6/379  
D540,559 S \* 4/2007 Neil ..... D6/379  
D544,234 S \* 6/2007 Olano ..... D6/379  
D549,979 S \* 9/2007 Kane et al. .... D6/374  
D551,459 S \* 9/2007 Zagler ..... D6/379  
D558,480 S \* 1/2008 Olano Jauregui ..... D6/379  
D571,119 S \* 6/2008 Leonetti et al. .... D6/379  
D579,052 S \* 10/2008 Ciani et al. .... D6/379  
D579,226 S \* 10/2008 Pinaffo et al. .... D6/379

\* cited by examiner

*Primary Examiner*—Sandra Snapp

(74) *Attorney, Agent, or Firm*—Renner, Kenner, Greive,  
Bobak, Taylor & Weber

(57) **CLAIM**

I claim the ornamental design for a chair, as shown and described.

**DESCRIPTION**

FIG. 1 is a front perspective view of a chair embodying the concepts of the present design invention;

FIG. 2 is a perspective view of the chair of FIG. 1;

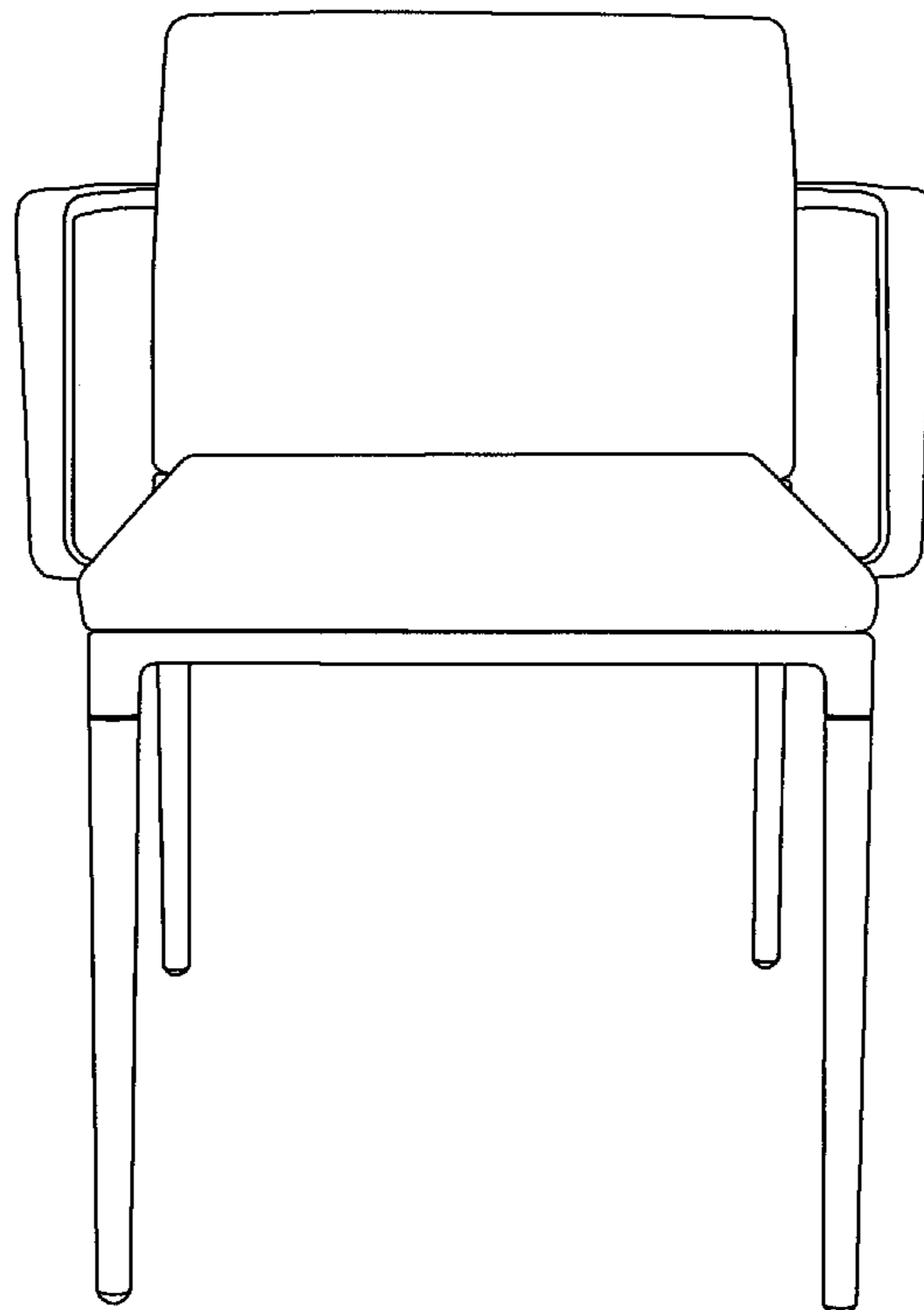
FIG. 3 is a left side perspective view of the chair of FIG. 1;

FIG. 4 is a rear perspective view of the chair of FIG. 1;

FIG. 5 is a top perspective view of the chair of FIG. 1; and,

FIG. 6 is a bottom perspective view of the chair of FIG. 1.

**1 Claim, 6 Drawing Sheets**



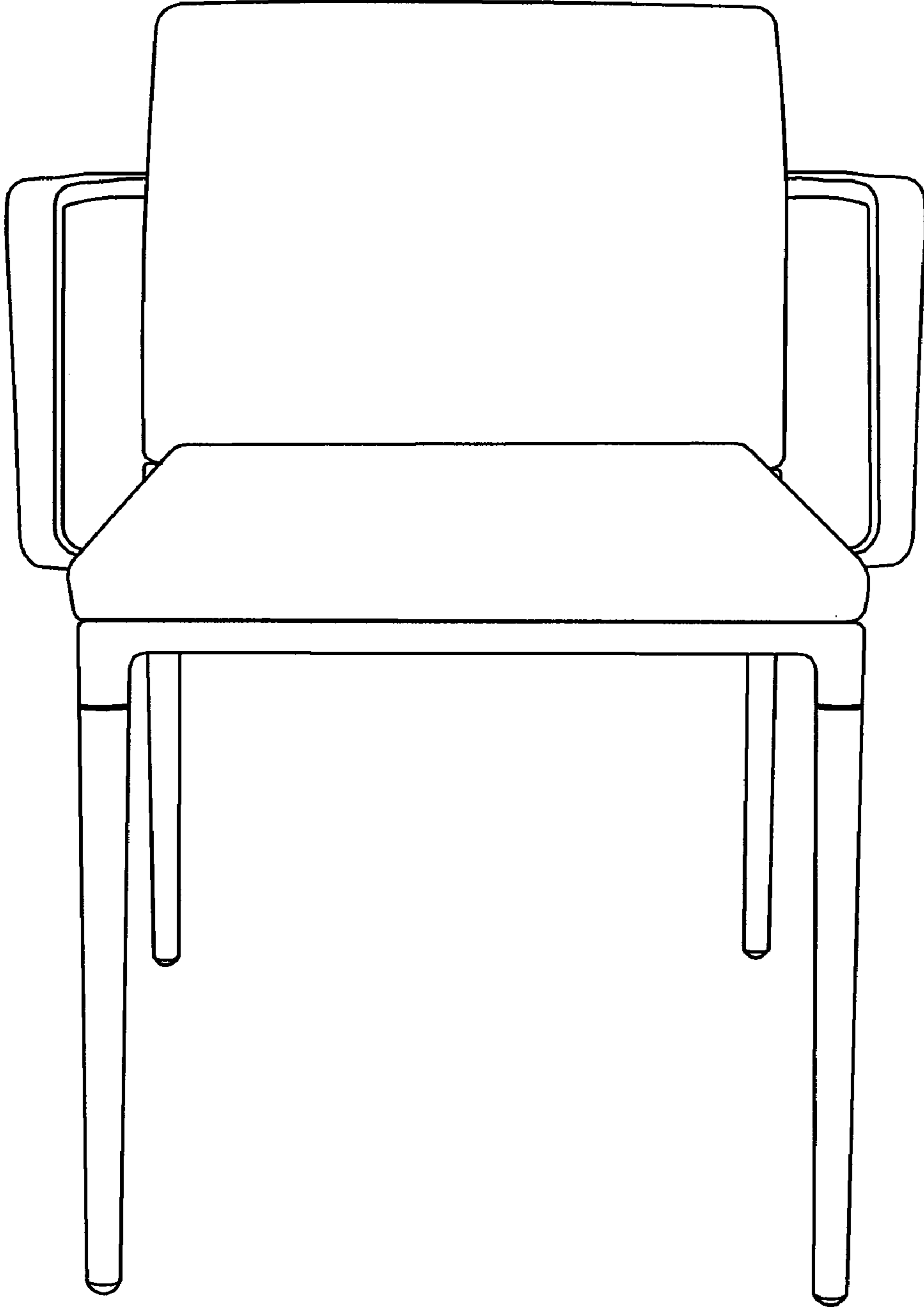


FIG.-1




FIG.-2

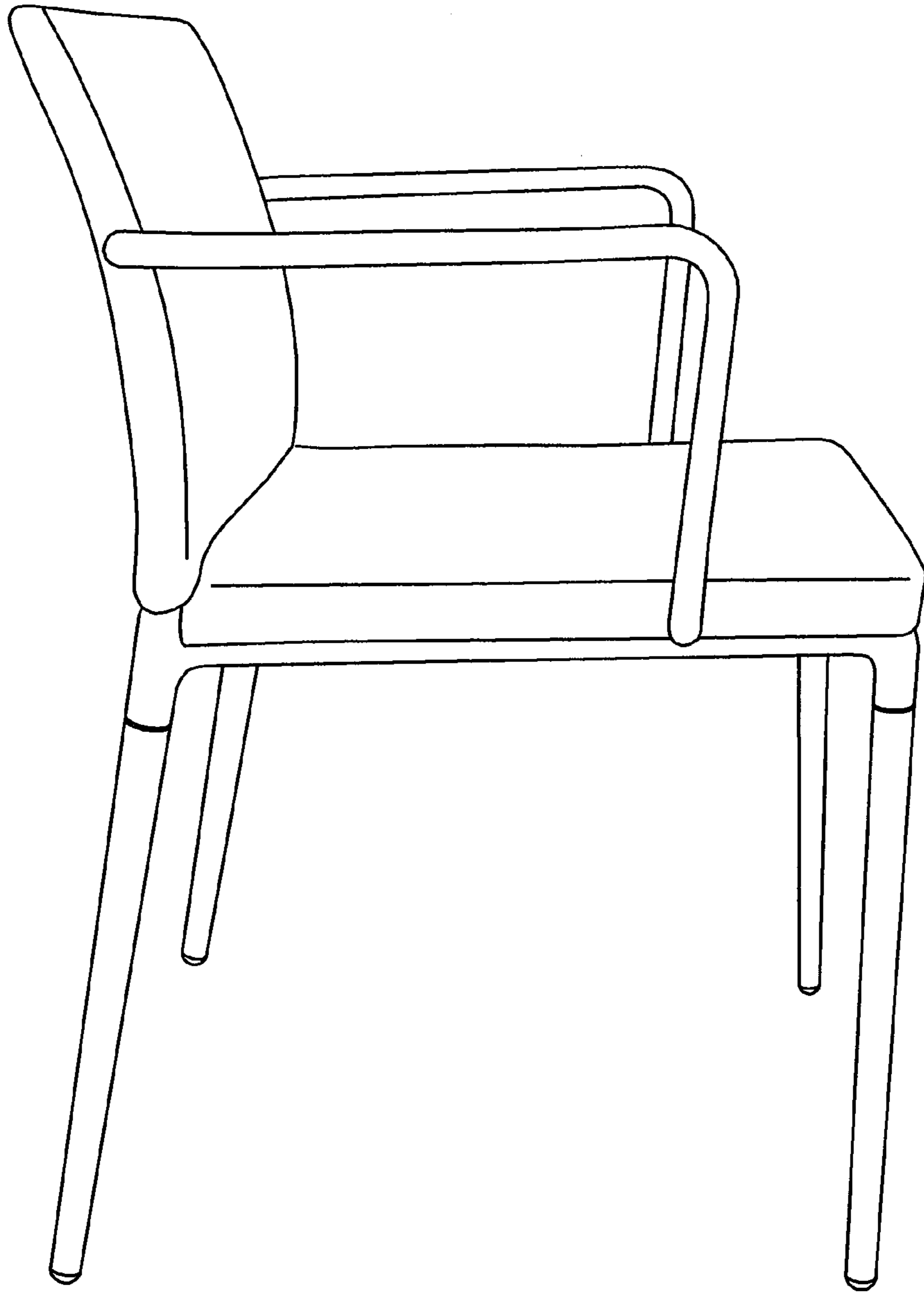


FIG.-3




FIG.-4

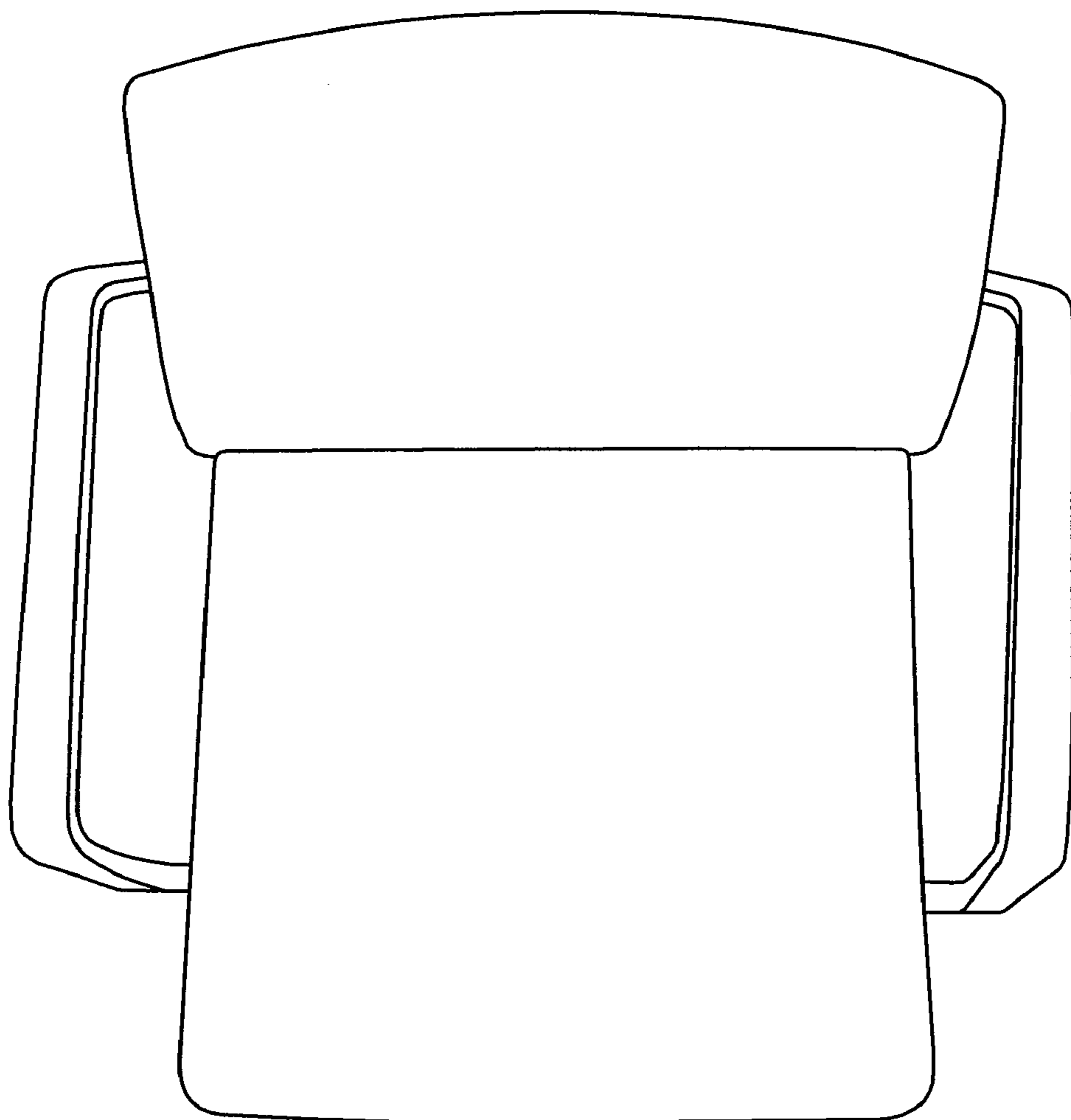


FIG.-5

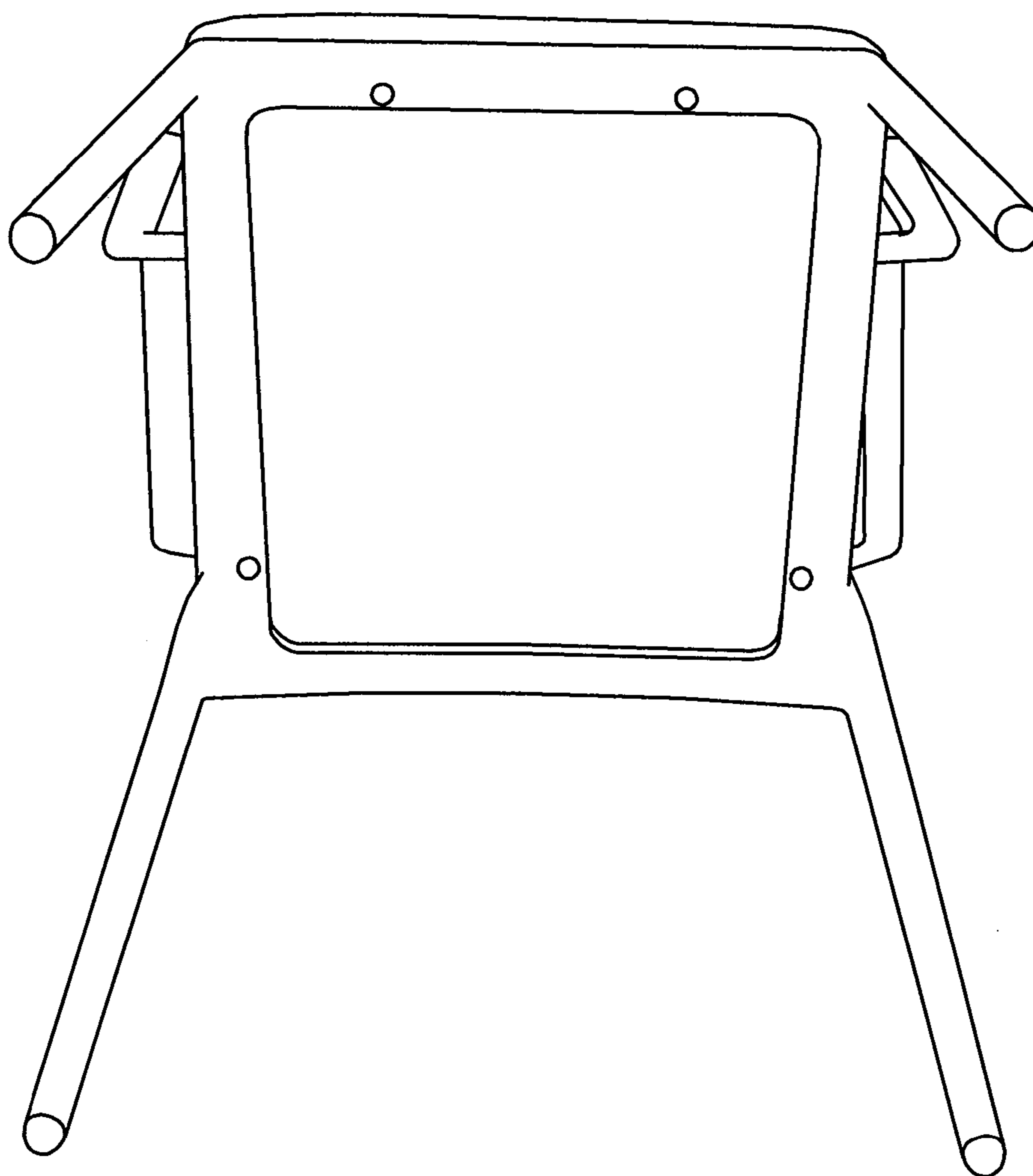


FIG.-6