



US00D610807S

(12) **United States Design Patent**  
**Bau**

(10) **Patent No.:** **US D610,807 S**

(45) **Date of Patent:** **\*\* Mar. 2, 2010**

(54) **PROTECTIVE CASE FOR PORTABLE  
HANDHELD ELECTRONIC DEVICE**

2009/0107661 A1\* 4/2009 Andersson et al. .... 165/168

**OTHER PUBLICATIONS**

(75) Inventor: **Steven Chi Vun Bau**, Tracy, CA (US)

SwitchEasy Capsule Rebel at <http://www.ilounge.com/index.php/reviews/entry/switcheasy-capsule-rebel-for-iphone-3g/> . Downloaded Feb. 19, 2009.\*

(73) Assignee: **Switcheasy Limited**, Kowloon (HK)

\* cited by examiner

(\*\*) Term: **14 Years**

*Primary Examiner*—Philip S Hyder

*Assistant Examiner*—Roselynn Cody

(21) Appl. No.: **29/312,006**

(74) *Attorney, Agent, or Firm*—Liu & Liu

(22) Filed: **Sep. 23, 2008**

(57) **CLAIM**

(51) **LOC (9) Cl.** ..... **03-01**

(52) **U.S. Cl.** ..... **D3/269**

(58) **Field of Classification Search** ..... D3/201,  
D3/215, 218, 269, 273, 294; D14/217, 432

The ornamental design for a protective case for portable handheld electronic device, as shown and described.

See application file for complete search history.

**DESCRIPTION**

(56) **References Cited**

FIG. 1 is a rear perspective view of a protective case for portable handheld electronic device showing the new design;

**U.S. PATENT DOCUMENTS**

FIG. 2 is a front perspective view thereof;

D337,435	S	*	7/1993	Kaneko et al.	.....	D3/218
5,330,514	A	*	7/1994	Egelandsdal et al.	.....	434/265
D357,918	S	*	5/1995	Doria	.....	D14/218
5,468,151	A	*	11/1995	Egelandsdal et al.	.....	434/265
D556,681	S	*	12/2007	Kim	.....	D13/103
D563,093	S	*	3/2008	Nussberger	.....	D3/201
D565,291	S	*	4/2008	Brandenburg et al.	.....	D3/218
D573,789	S	*	7/2008	Eisenbraun	.....	D3/218
D574,819	S	*	8/2008	Andre et al.	.....	D14/250
D575,056	S	*	8/2008	Tan	.....	D3/218
D581,151	S	*	11/2008	Aipa	.....	D3/201
D582,149	S	*	12/2008	Tan	.....	D3/218
D587,896	S	*	3/2009	Aipa	.....	D3/201

FIG. 3 is a front plan view thereof;

FIG. 4 is a rear plan view thereof;

FIG. 5 is a top view thereof;

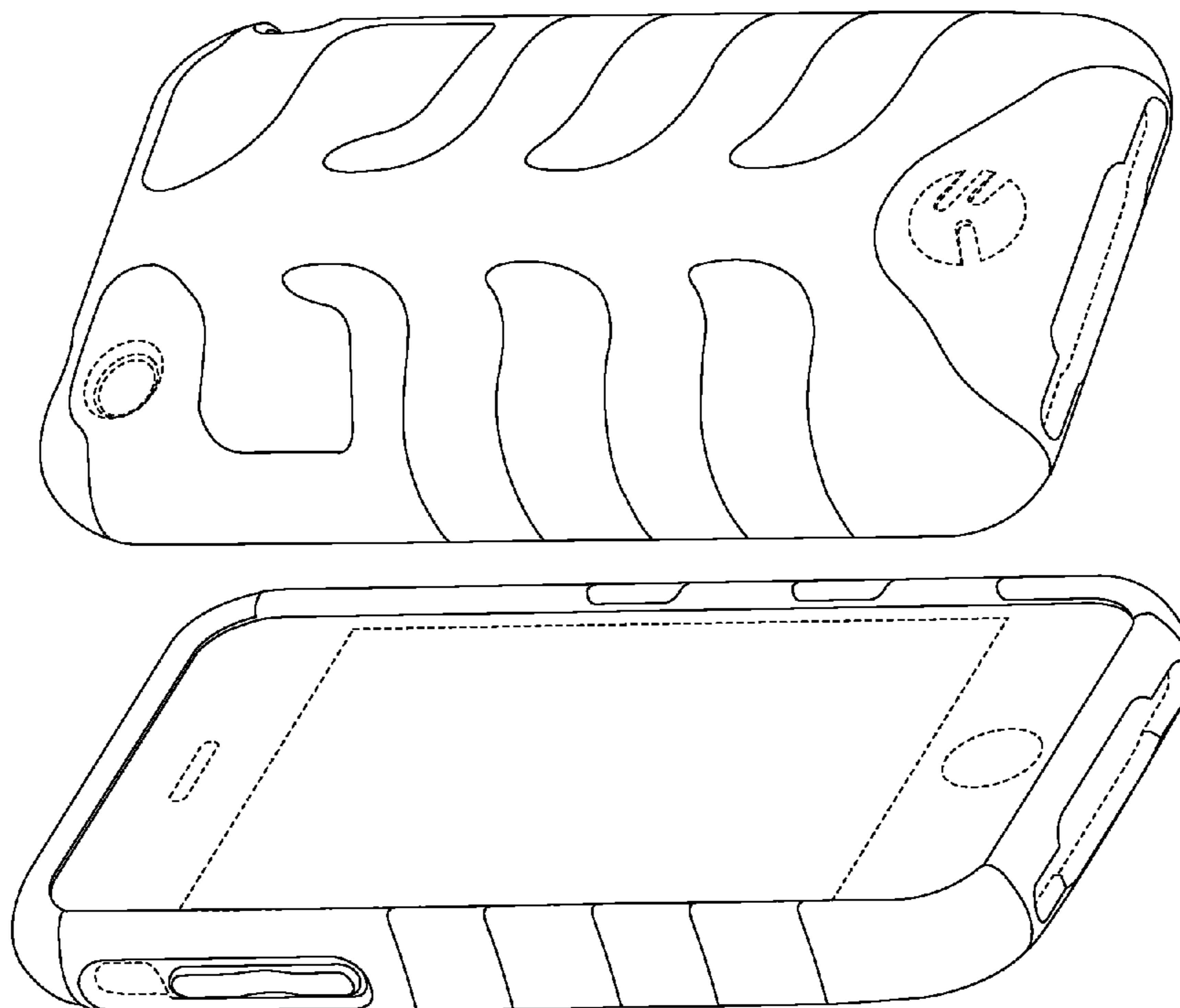
FIG. 6 is a bottom view thereof;

FIG. 7 is a right side view thereof; and,

FIG. 8 is a left side view thereof.

The portions of the drawings shown in broken lines illustrate environment and form no part of the claimed design.

**1 Claim, 3 Drawing Sheets**



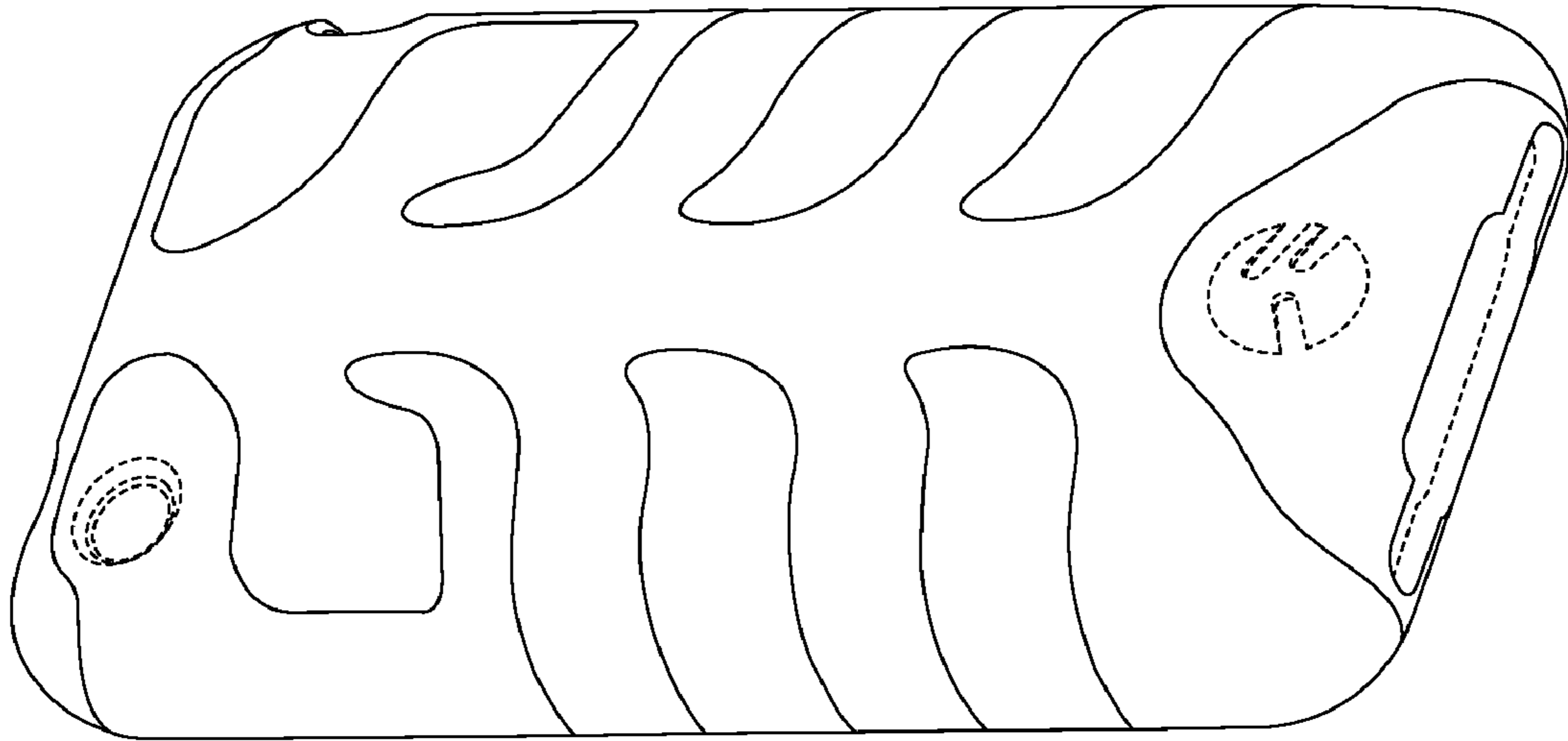


FIG. 1

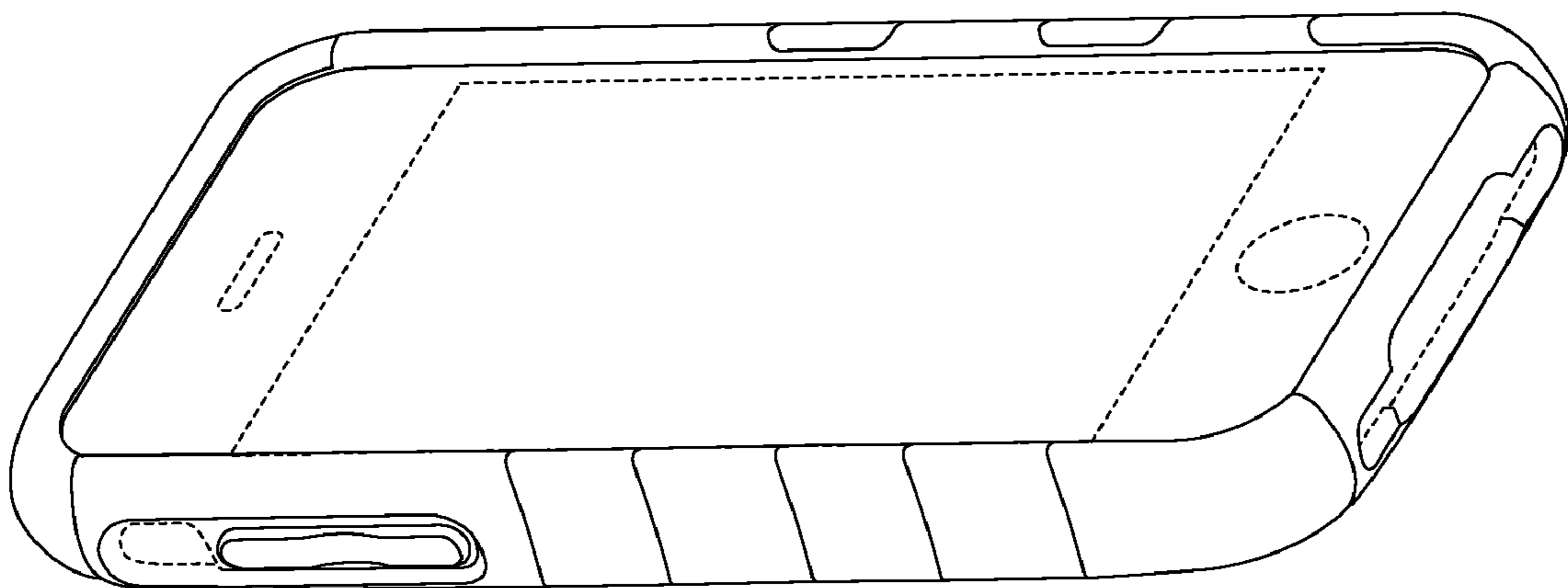


FIG. 2

FIG. 5

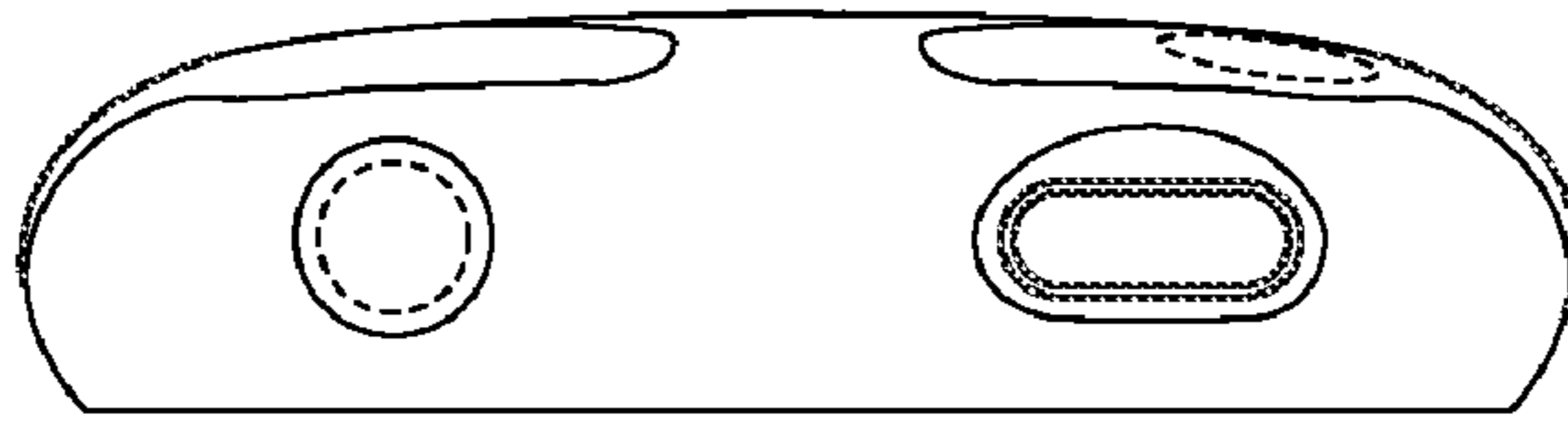


FIG. 3

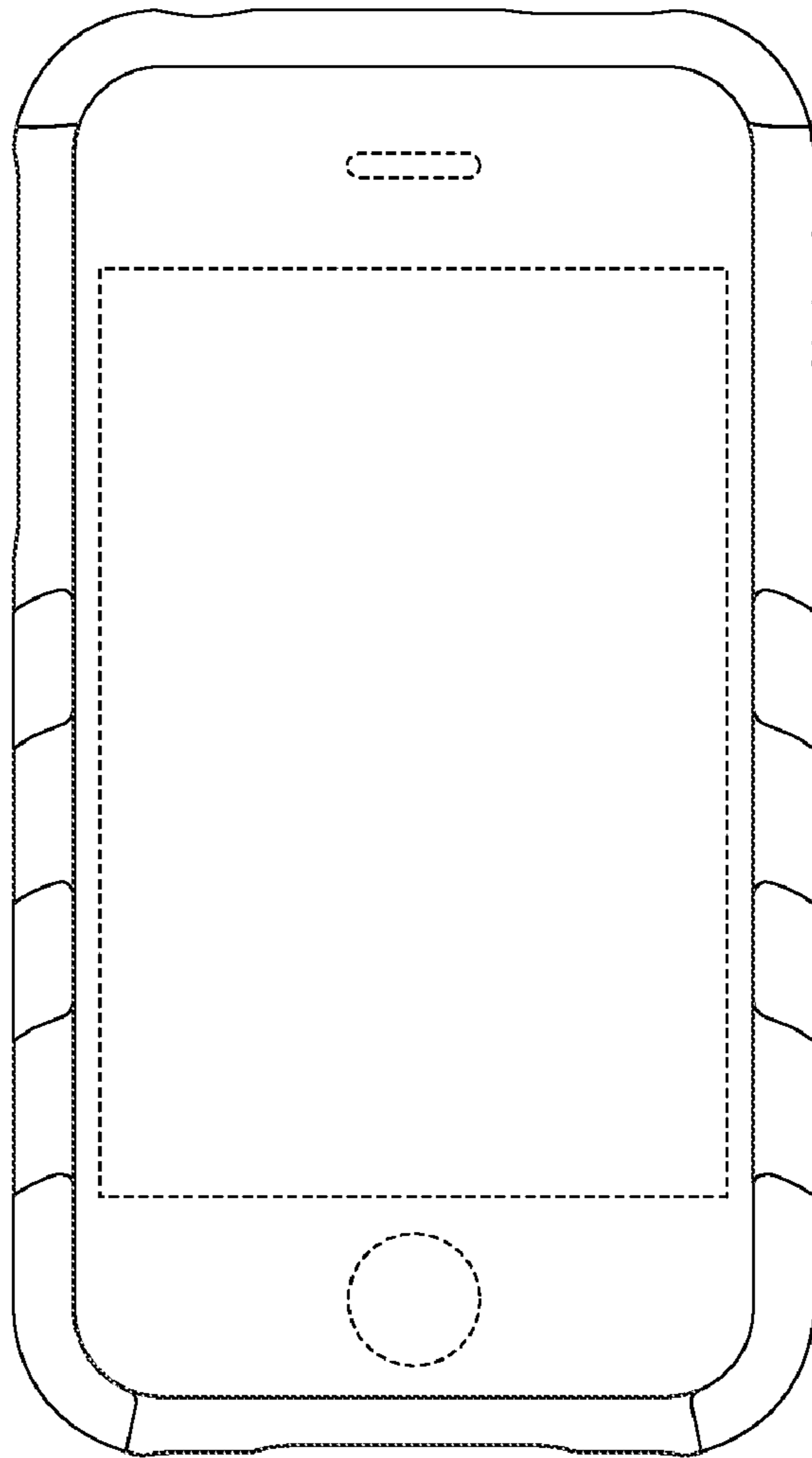
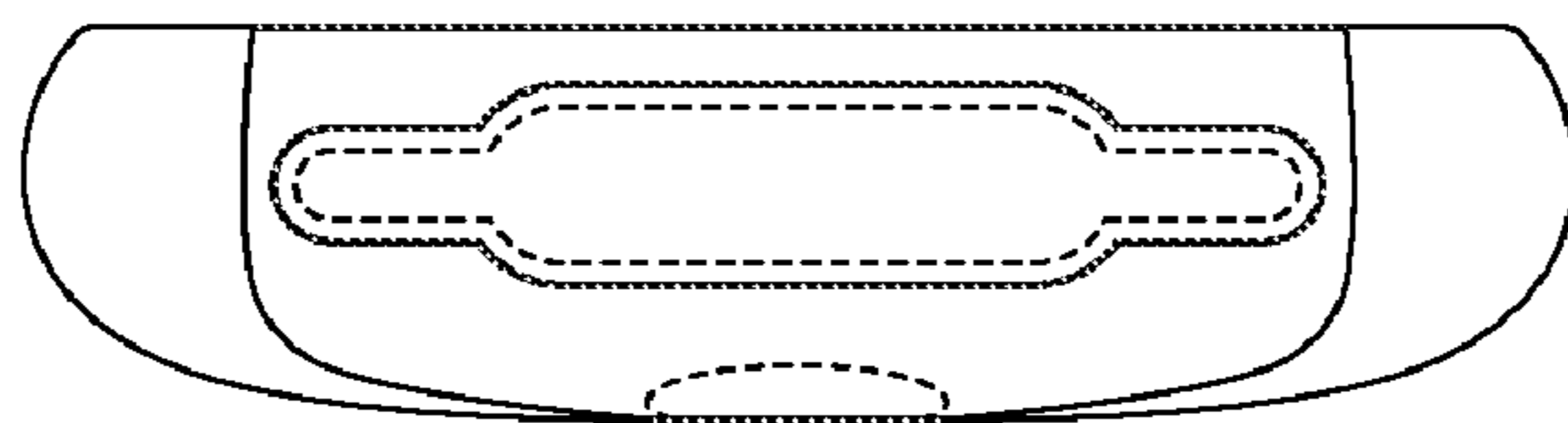


FIG. 6



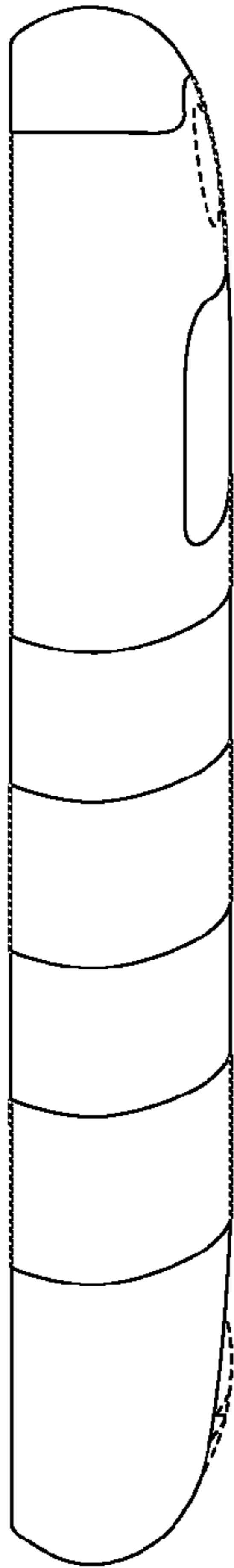


FIG. 7

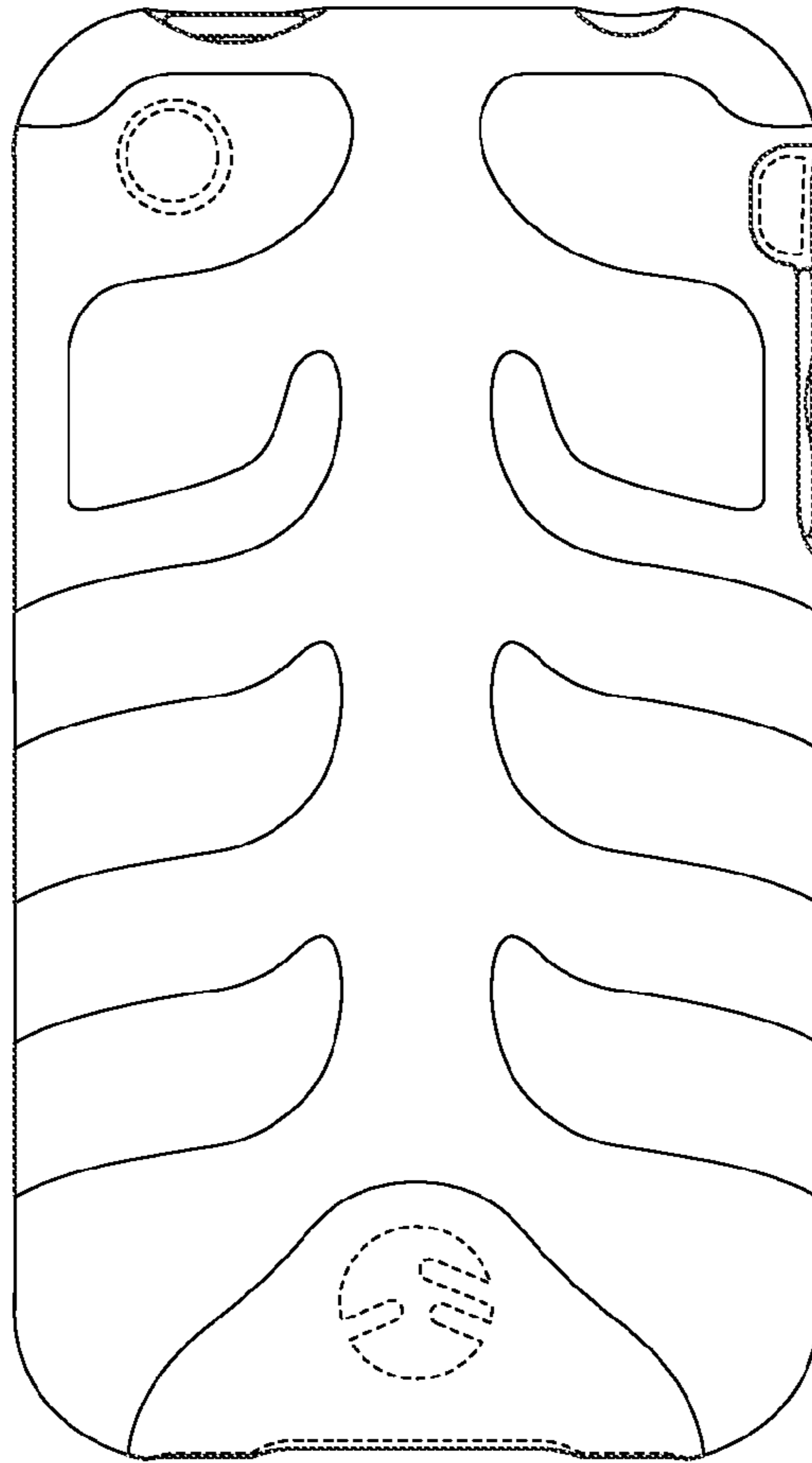


FIG. 4

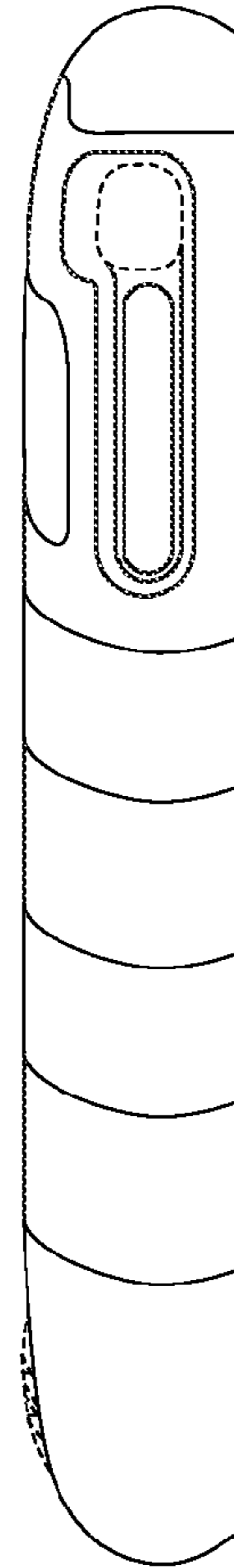


FIG. 8