



US00D610799S

(12) **United States Design Patent**
Masse

(10) **Patent No.:** **US D610,799 S**
(45) **Date of Patent:** **** Mar. 2, 2010**

(54) **PADDED UNDERBELT FOR UTILITY BELT**

(74) *Attorney, Agent, or Firm*—Leighton K. Chong

(76) **Inventor:** **Kimberly Masse**, P.O. Box 631112,
Lanai City, HI (US) 96763

(57) **CLAIM**

(**) **Term:** **14 Years**

The ornamental design for the padded underbelt for utility belt, as shown and described.

(21) **Appl. No.:** **29/334,964**

DESCRIPTION

(22) **Filed:** **Apr. 6, 2009**

(51) **LOC (9) Cl.** **03-01**

(52) **U.S. Cl.** **D3/224**

(58) **Field of Classification Search** D3/224,
D3/215, 221, 226, 228; 224/602–603, 587,
224/625, 219, 222, 267, 269, 661, 674, 680,
224/682–683, 904; D2/627–638

FIG. 1 is a perspective view of my new design for a padded underbelt for utility belt in which its front velcro-type fastener is fastened for wearing around the waist;

FIG. 2 is a front elevation view of the article shown in FIG. 1;

FIG. 3 is a rear elevation view of the article shown in FIG. 1;

FIG. 4 is a left side view of the article shown in FIG. 1;

FIG. 5 is a right side view of the article shown in FIG. 1;

FIG. 6 is a top view of the article shown in FIG. 1; and

FIG. 7 is a rear elevation view of the article with the fastener unfastened;

FIG. 8 is a front elevation view of the article with the fastener unfastened; and,

FIG. 9 is a perspective view showing the article worn around the waist of a user (in phantom line).

The broken line showing of environment in the drawings is included for the purpose of illustrating only and forms no part of the claimed design.

See application file for complete search history.

(56) **References Cited**

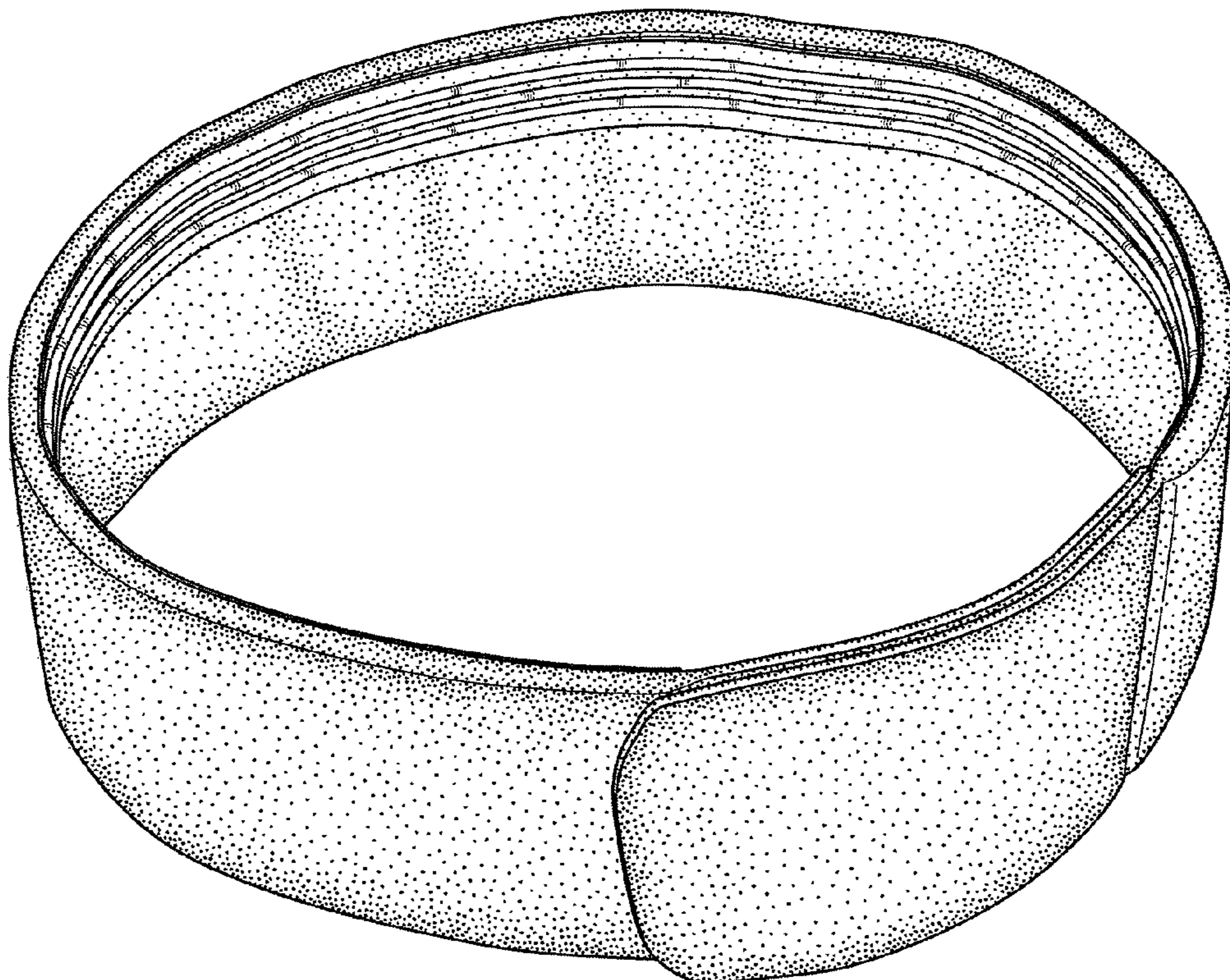
U.S. PATENT DOCUMENTS

D29,490	S	*	10/1898	Varni-Gardinier	D3/224
4,634,031	A	*	1/1987	Frankhouse	224/602
D291,942	S	*	9/1987	Green	D3/215
D401,388	S	*	11/1998	Knight et al.	D2/628
D501,990	S	*	2/2005	Carr	D3/215
D538,036	S	*	3/2007	Buck	D3/224

* cited by examiner

Primary Examiner—Catherine R Oliver

1 Claim, 6 Drawing Sheets



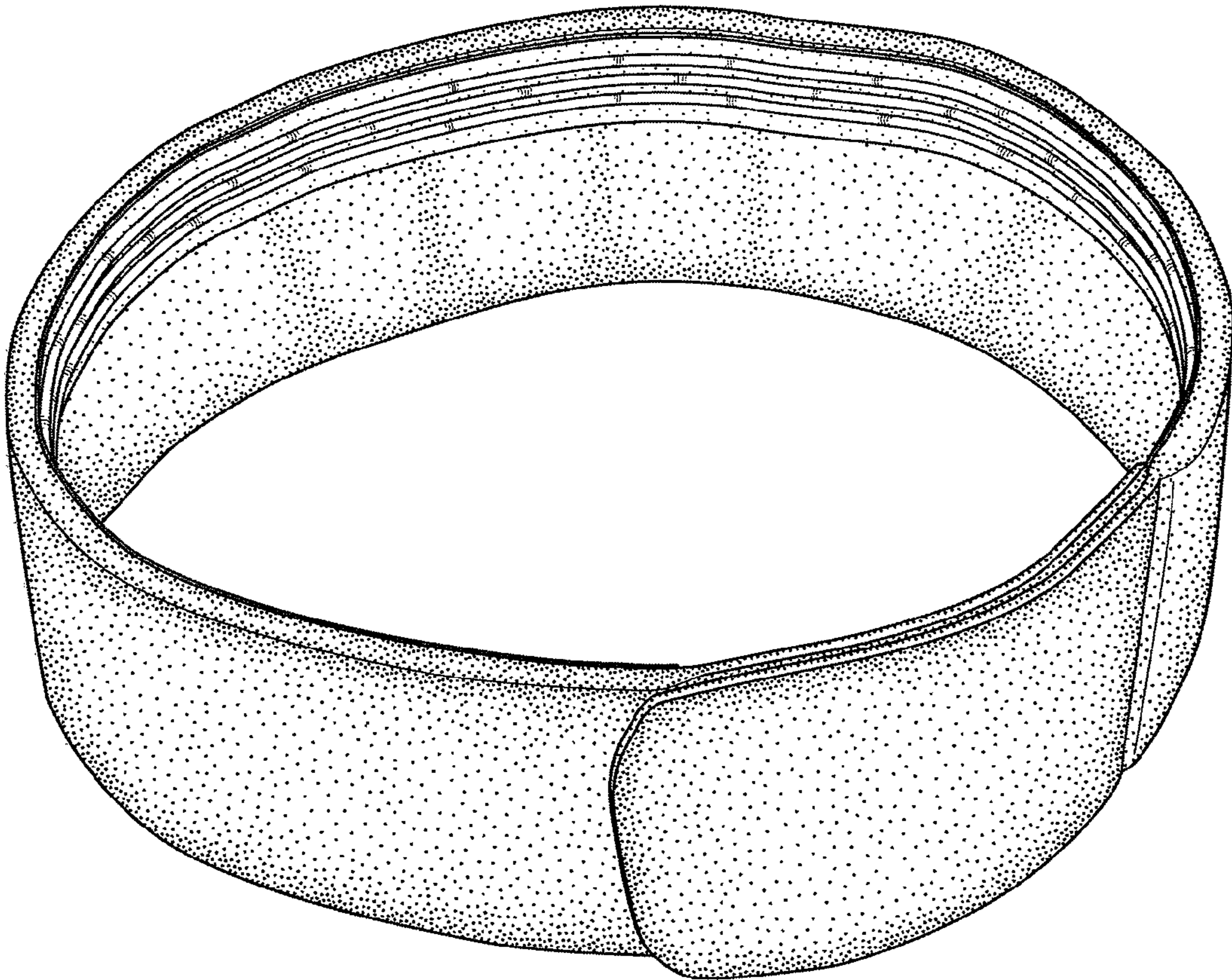


FIG. 1

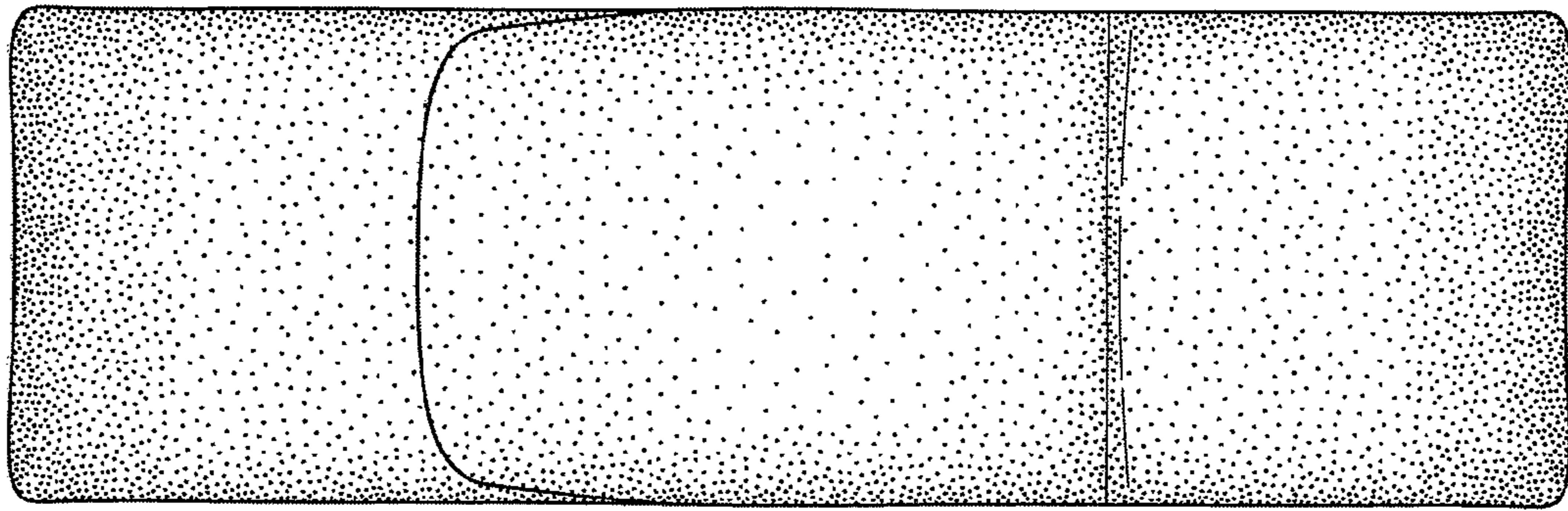


FIG. 2




FIG. 3

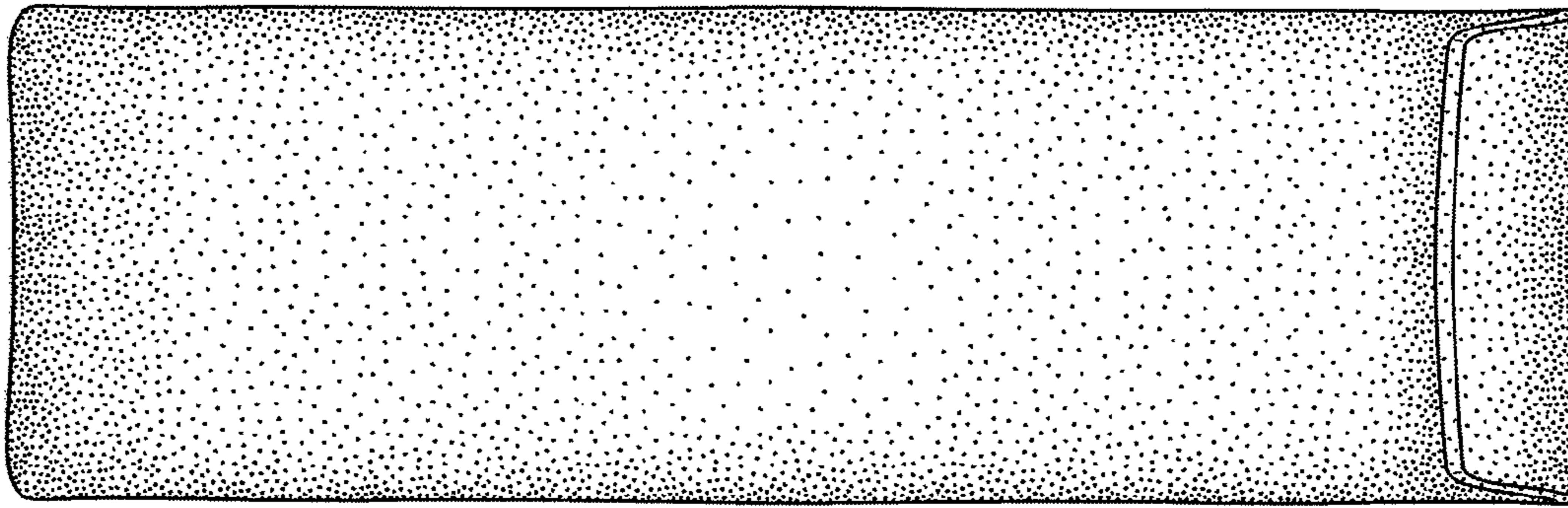


FIG. 4




FIG. 5




FIG. 6




FIG. 7

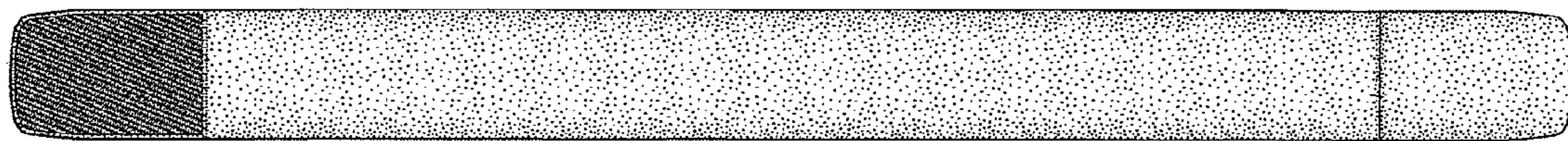


FIG. 8

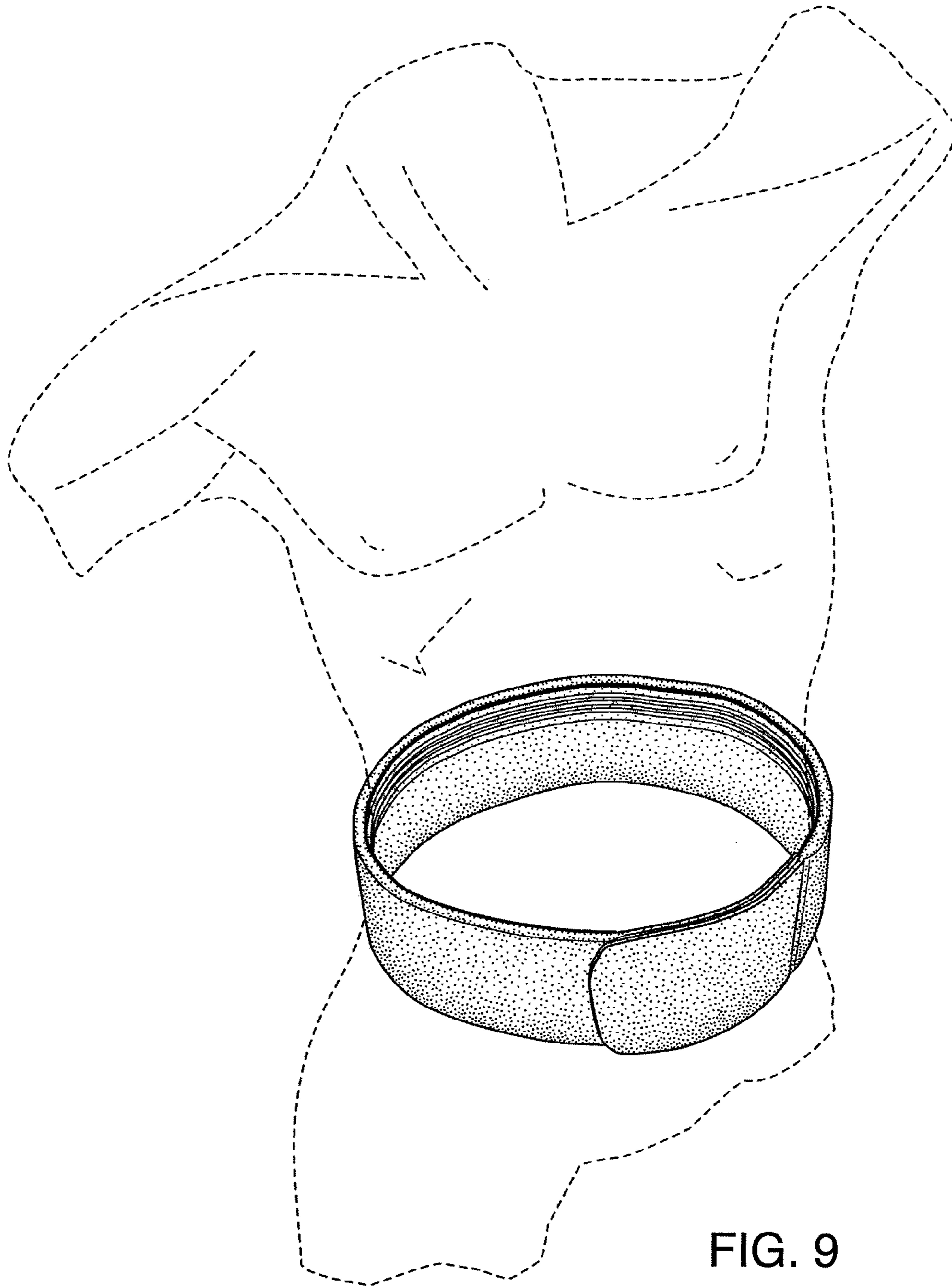


FIG. 9