



US00D610797S

(12) **United States Design Patent**  
**Shor et al.**

(10) **Patent No.:** **US D610,797 S**  
(45) **Date of Patent:** **\*\* Mar. 2, 2010**

(54) **BACKPACK FOR A COMPUTER**

(76) Inventors: **Otniel Shor**, 7 Bluebell Rd., Colts Neck, NJ (US) 07722; **Elaine M. Shor**, 7 Bluebell Rd., Colts Neck, NJ (US) 07722

(\*\*) Term: **14 Years**

(21) Appl. No.: **29/301,172**

(22) Filed: **Feb. 12, 2008**

(51) **LOC (9) Cl.** ..... **03-01**

(52) **U.S. Cl.** ..... **D3/217; D3/216**

(58) **Field of Classification Search** ..... **D2/830;**  
**D3/214, 215, 216, 217, 270; 224/153, 577,**  
**224/578**

See application file for complete search history.

(56) **References Cited**

**U.S. PATENT DOCUMENTS**

D249,594 S	9/1978	Stewart	
D340,351 S	10/1993	Wrath	
D374,979 S	10/1996	Roberson et al.	
D375,622 S	11/1996	Croft	
D388,248 S *	12/1997	Rohrbach	D3/217
D402,460 S	12/1998	Moor	
D426,951 S *	6/2000	Rohrbach et al.	D3/217
D444,942 S	7/2001	Melnick	
D446,008 S	8/2001	Schulze	
D456,601 S	5/2002	Kegels	
D457,306 S	5/2002	Szyf	
D471,353 S *	3/2003	Ho	D3/217
D477,713 S	7/2003	Murdoch et al.	
6,592,012 B2 *	7/2003	Godshaw et al.	224/153
D479,648 S *	9/2003	De Lathouwer	D3/216
D484,686 S *	1/2004	Nordstrom et al.	D3/217
D485,678 S *	1/2004	Haro	D3/217
D488,929 S *	4/2004	Nordstrom et al.	D3/327
D489,174 S	5/2004	Shigenaka et al.	
D501,994 S *	2/2005	Tauchen	D3/256
D506,314 S *	6/2005	Roberts	D3/321
D517,801 S	3/2006	Woo	
7,165,705 B2	1/2007	Haro	

D552,844 S *	10/2007	Shor et al.	D3/216
D552,845 S	10/2007	Shor et al.	
D553,349 S *	10/2007	Aliberti et al.	D3/216
D565,302 S *	4/2008	Fenton et al.	D3/321
D569,099 S *	5/2008	Gossett	D3/217
7,395,930 B2 *	7/2008	Tauchen	206/579
2002/0139820 A1	10/2002	Godshaw et al.	
2002/0145018 A1 *	10/2002	Godshaw et al.	224/153
2005/0045673 A1	3/2005	Godshaw et al.	

\* cited by examiner

*Primary Examiner*—Celia A Murphy

(74) *Attorney, Agent, or Firm*—Lawrence G. Fridman

(57) **CLAIM**

The ornamental design for a backpack for a computer, as shown and described.

**DESCRIPTION**

FIG. 1 is a front elevational view of a backpack for a computer showing our new design;

FIG. 2 is a rear elevational view thereof;

FIG. 3 is one side elevational view thereof;

FIG. 4 is another side elevational view thereof;

FIG. 5 is a top plan view thereof;

FIG. 6 is a bottom plan view thereof;

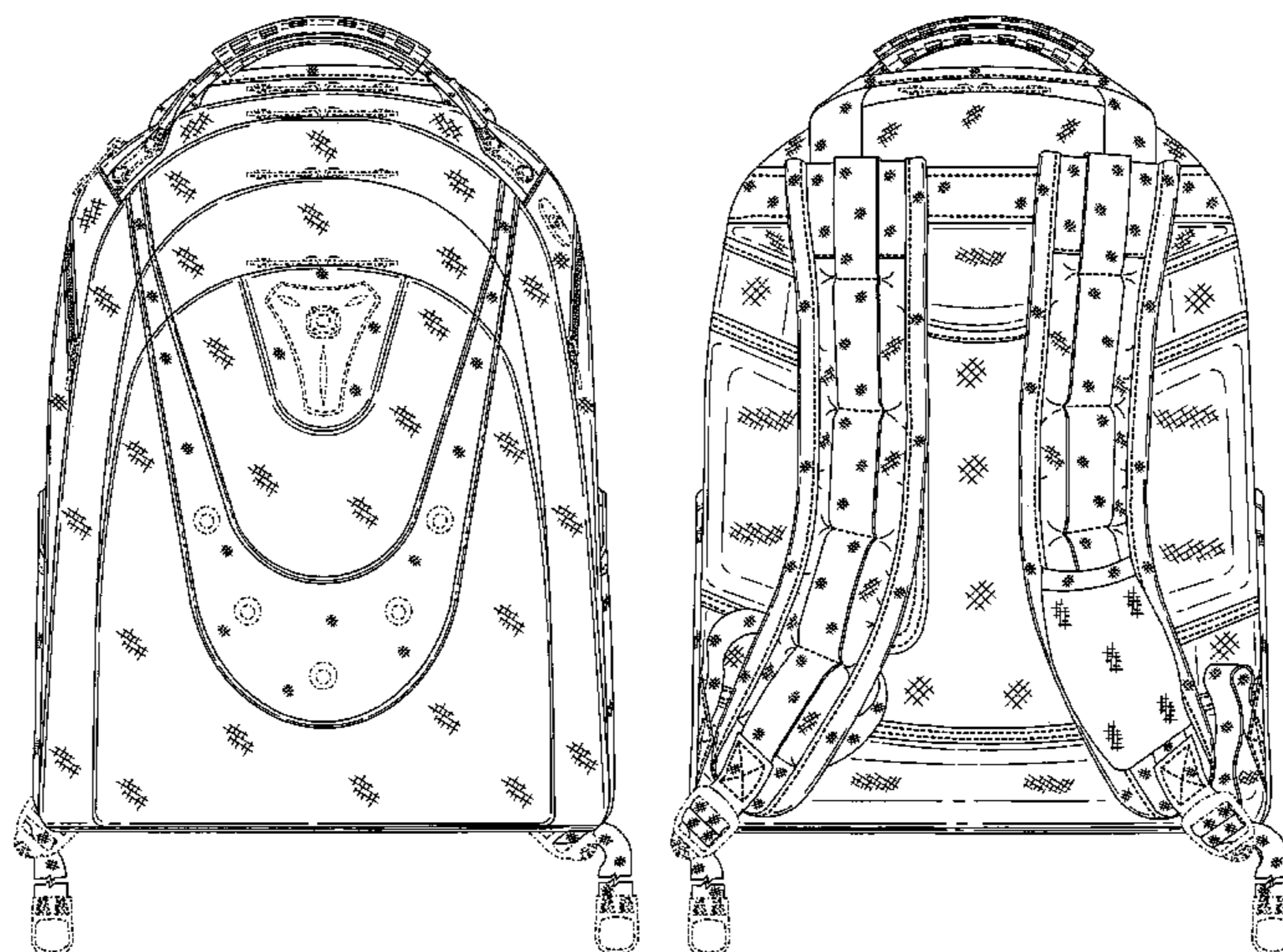
FIG. 7 is a rear elevational view of the backpack with the straps removed for the purpose of understanding the details beneath them;

FIG. 8 is a detailed view showing the upper portion of the backpack, with the handle being disposed to one side; and,

FIG. 9 is another detailed view of the upper portion of the backpack with the handle being disposed to the opposite side.

The broken lines showing fastener pulls, an emblem, and hardware, illustrates the portions of the design that form no part of the claim. The broken lines on either side of the slide fastener teeth and on the surfaces of the backpack and straps, represent stitching.

**1 Claim, 8 Drawing Sheets**



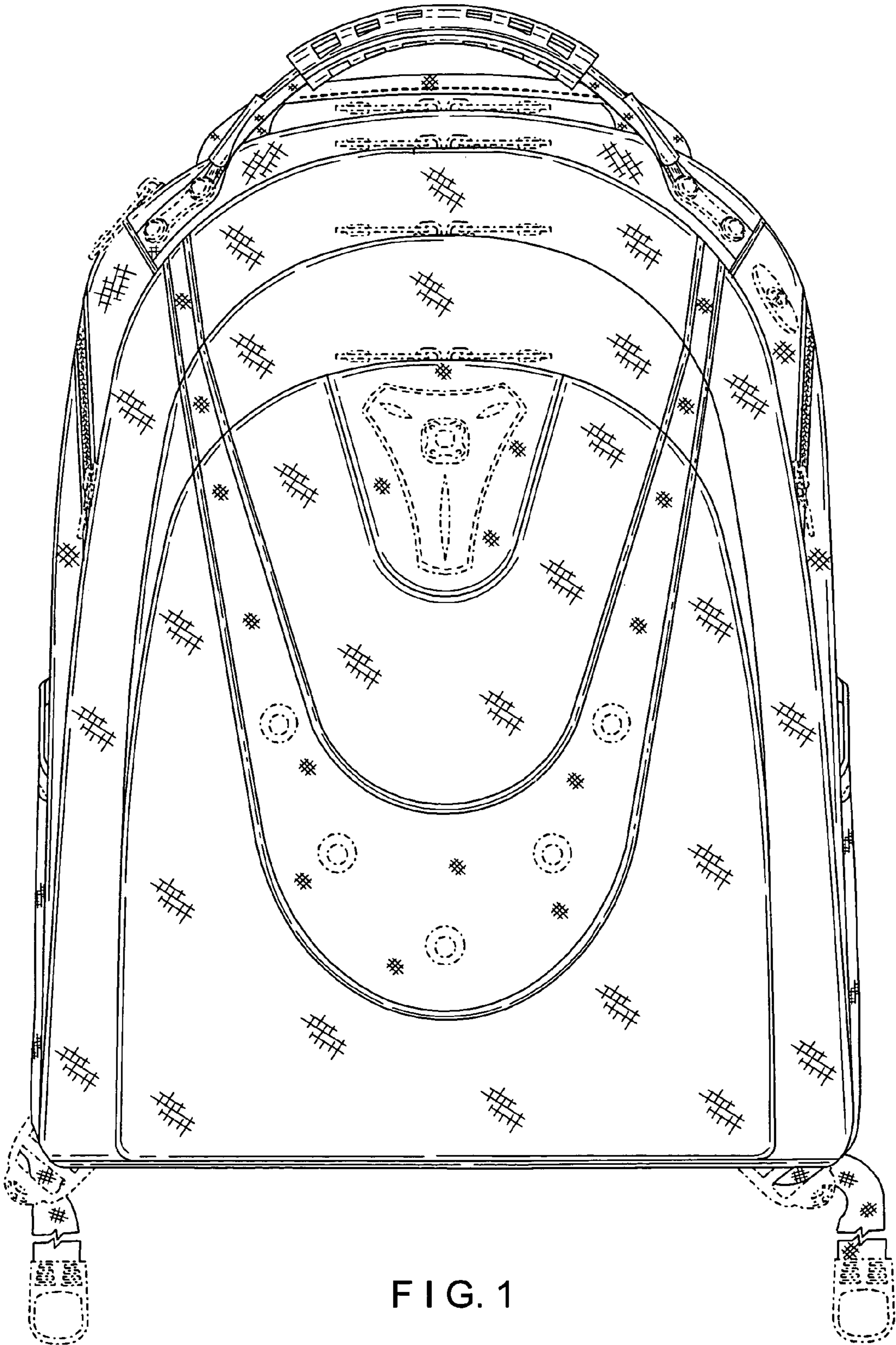


FIG. 1



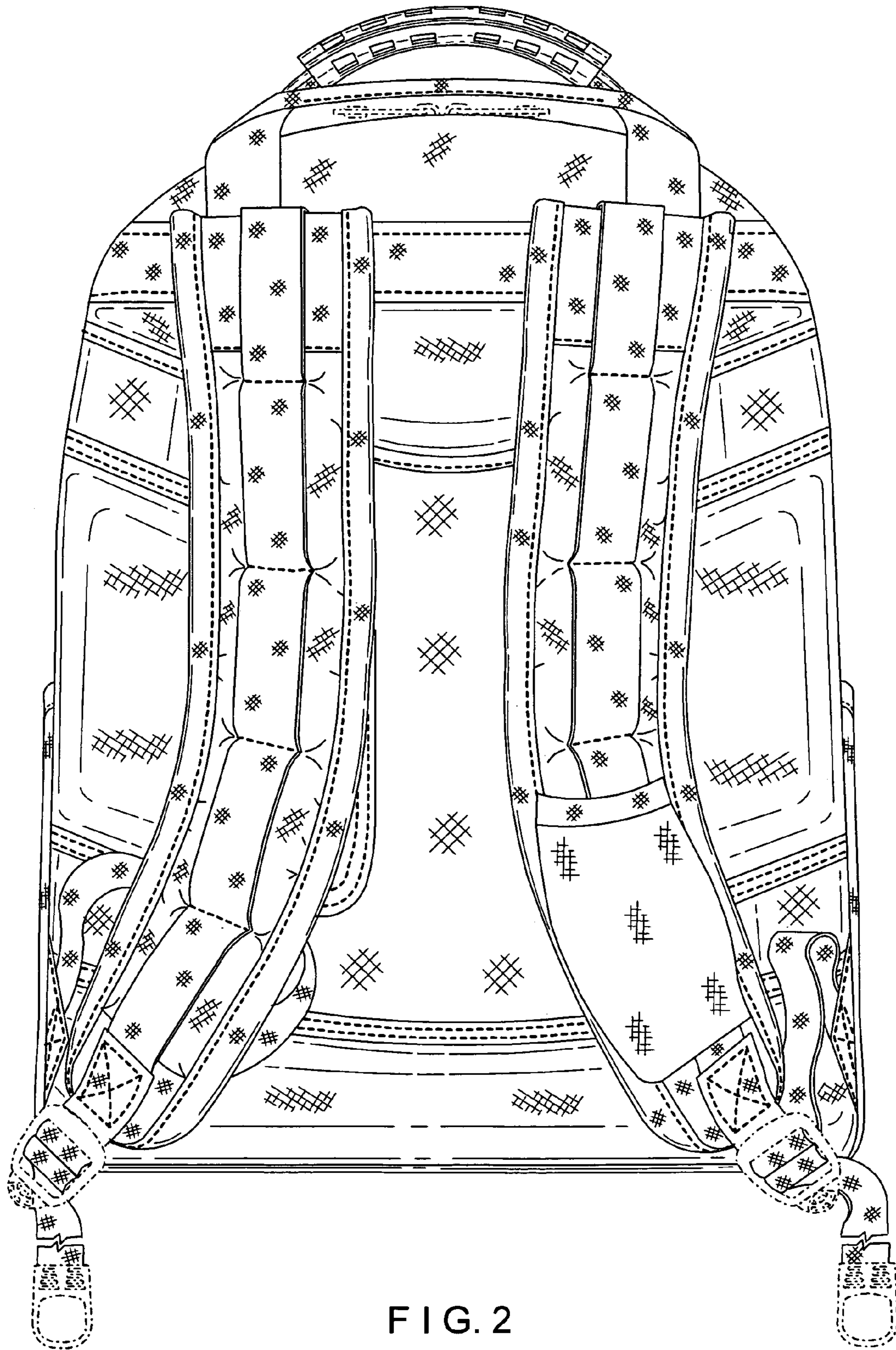


FIG. 2

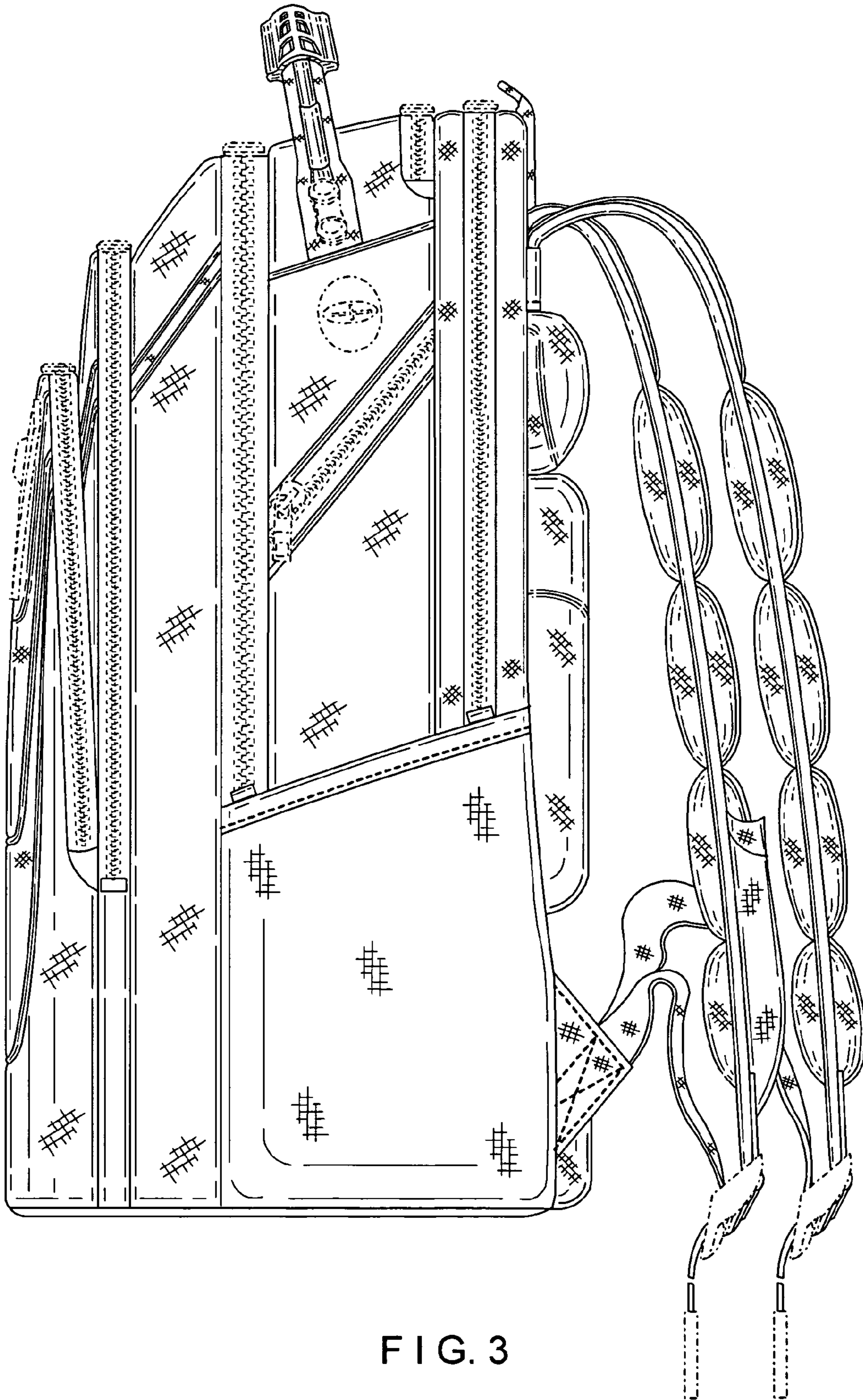


FIG. 3



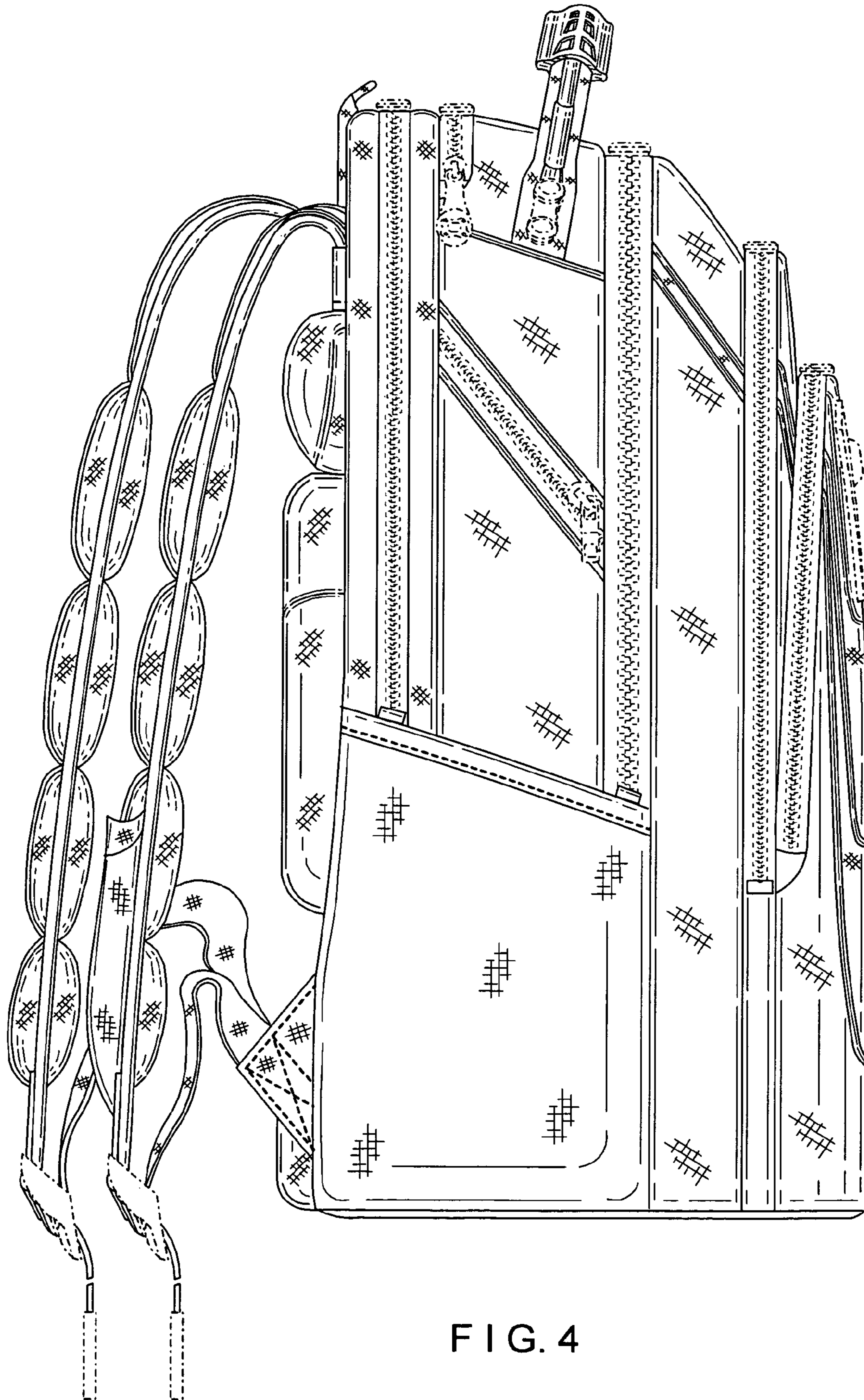


FIG. 4

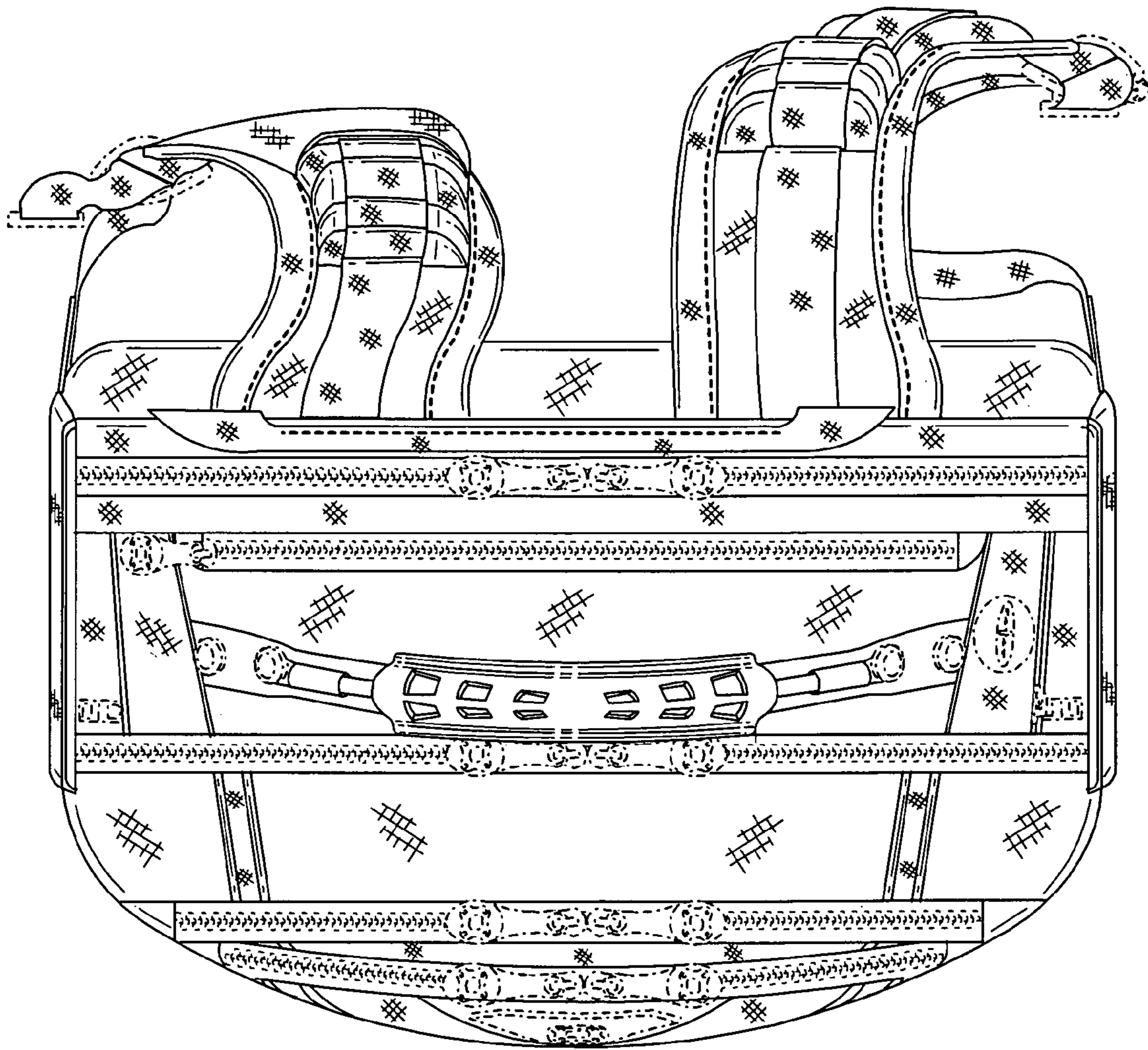


FIG. 5

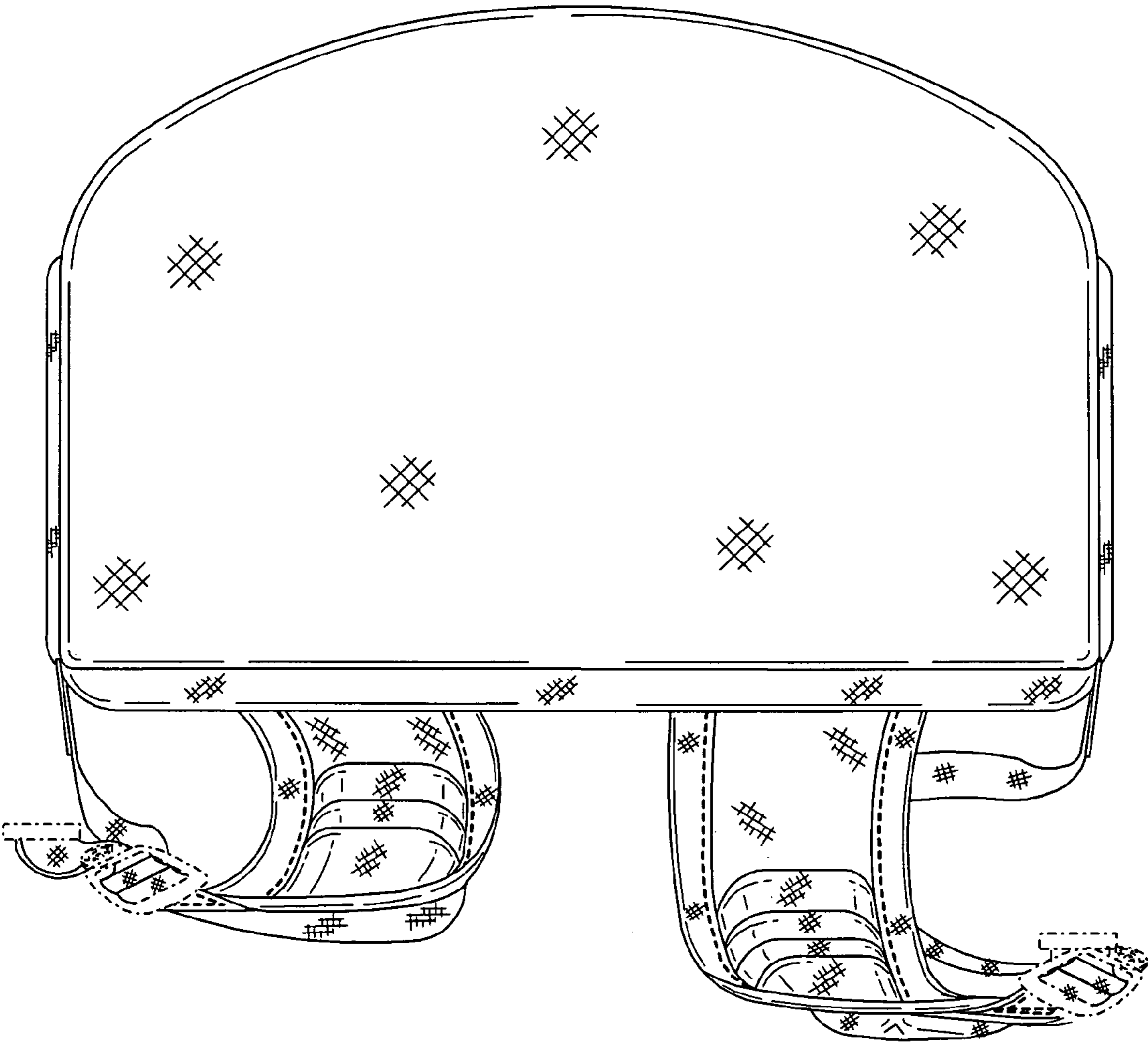


FIG. 6






FIG. 7



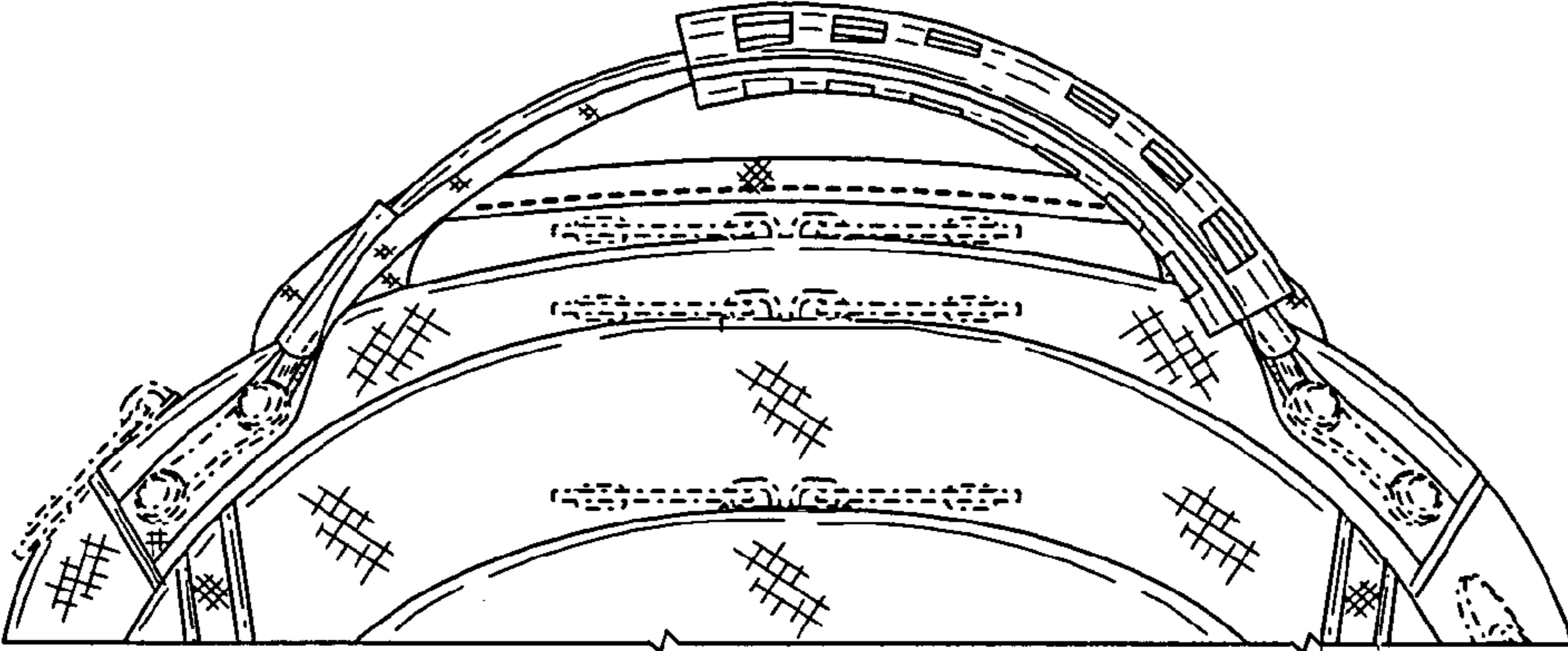


FIG. 8

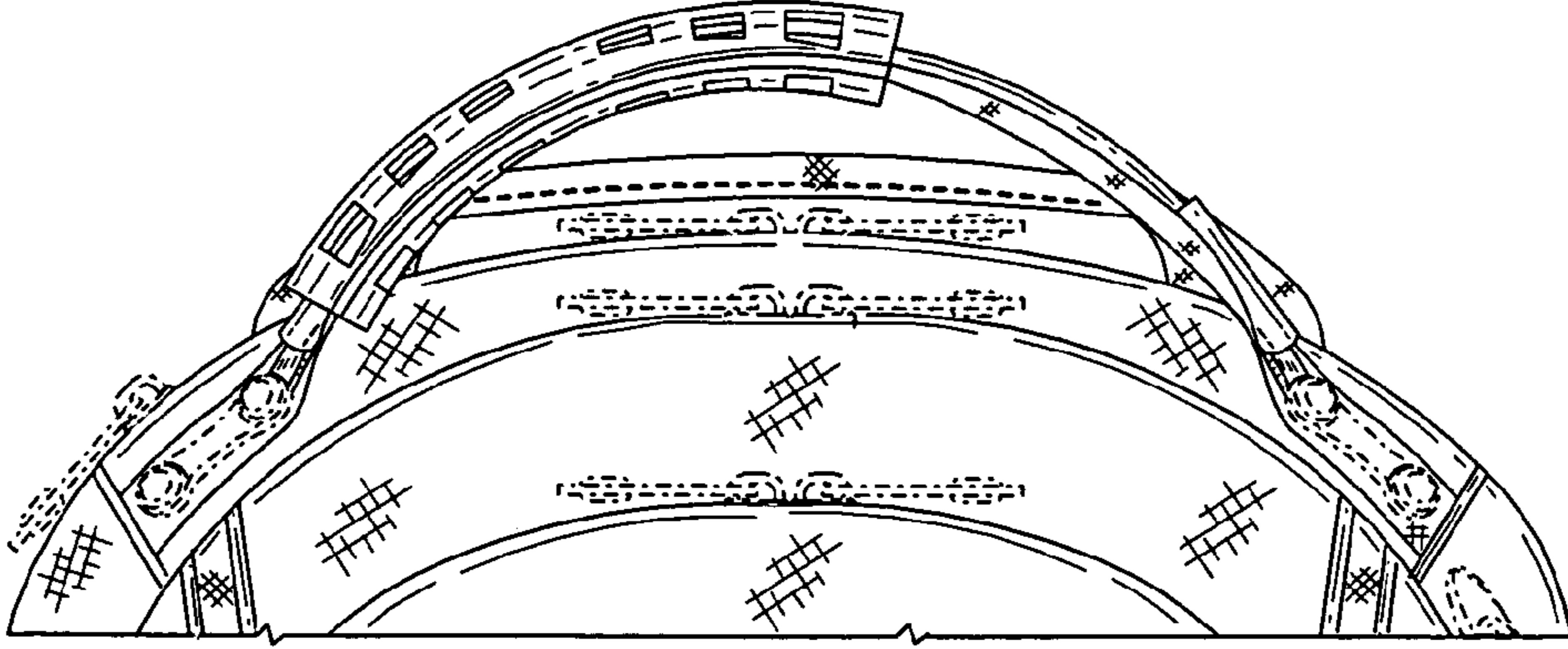


FIG. 9