



US00D610788S

(12) **United States Design Patent**  
**Della Valle**

(10) **Patent No.:** **US D610,788 S**  
(45) **Date of Patent:** **\*\* Mar. 2, 2010**

(54) **SHOE SOLE WITH CIRCULAR TREAD BUMPS**

D566,934 S 4/2008 Della Valle

**FOREIGN PATENT DOCUMENTS**

(75) Inventor: **Andrea Della Valle**, Sant'Elpidio a Mare (IT)

JP D1123887 8/2001

JP D1125097 9/2001

JP D1212485 6/2004

(73) Assignee: **TOD'S S.p.A.**, Sant'Elpidio a Mare (Fermo)

TW 496663 7/2002

TW 570514 1/2004

**OTHER PUBLICATIONS**

Taiwanese Search Report for Taiwanese Design Patent Application No. 96304377 dated May 12, 2008, 2 pages.

\* cited by examiner

*Primary Examiner*—Ian Simmons

*Assistant Examiner*—Dana L Sipos

(74) *Attorney, Agent, or Firm*—Knobbe Martens Olson & Bear LLP

(\*\*) Term: **14 Years**

(21) Appl. No.: **29/283,410**

(22) Filed: **Aug. 13, 2007**

(30) **Foreign Application Priority Data**

Feb. 12, 2007 (EM) ..... 000669411

(51) **LOC (9) Cl.** ..... **02-04**

(52) **U.S. Cl.** ..... **D2/954**

(58) **Field of Classification Search** ..... D2/896,  
D2/947, 949, 951, 954-956; 36/11, 11.5,  
36/24.5, 25 R, 26, 32 R, 103

See application file for complete search history.

(56) **References Cited**

**U.S. PATENT DOCUMENTS**

D149,139 S	3/1948	Parker	
D239,342 S	3/1976	Dassler	
D272,012 S	1/1984	Trevisani	
D467,061 S	12/2002	Della Valle	
D471,695 S	3/2003	Valle	
D487,837 S	3/2004	McClaskie	
D487,838 S	3/2004	McClaskie	
D527,513 S *	9/2006	Della Valle	..... D2/919
D548,939 S	8/2007	Hulbert	
D560,888 S *	2/2008	Della Valle	..... D2/954
D563,084 S *	3/2008	Della Valle	..... D2/956

(57) **CLAIM**

The ornamental design for a shoe sole with circular tread bumps, as shown and described.

**DESCRIPTION**

FIG. 1 is a bottom plan view of a shoe sole with circular tread bumps showing my new design;

FIG. 2 is a left side elevation view thereof;

FIG. 3 is a right side elevation view thereof;

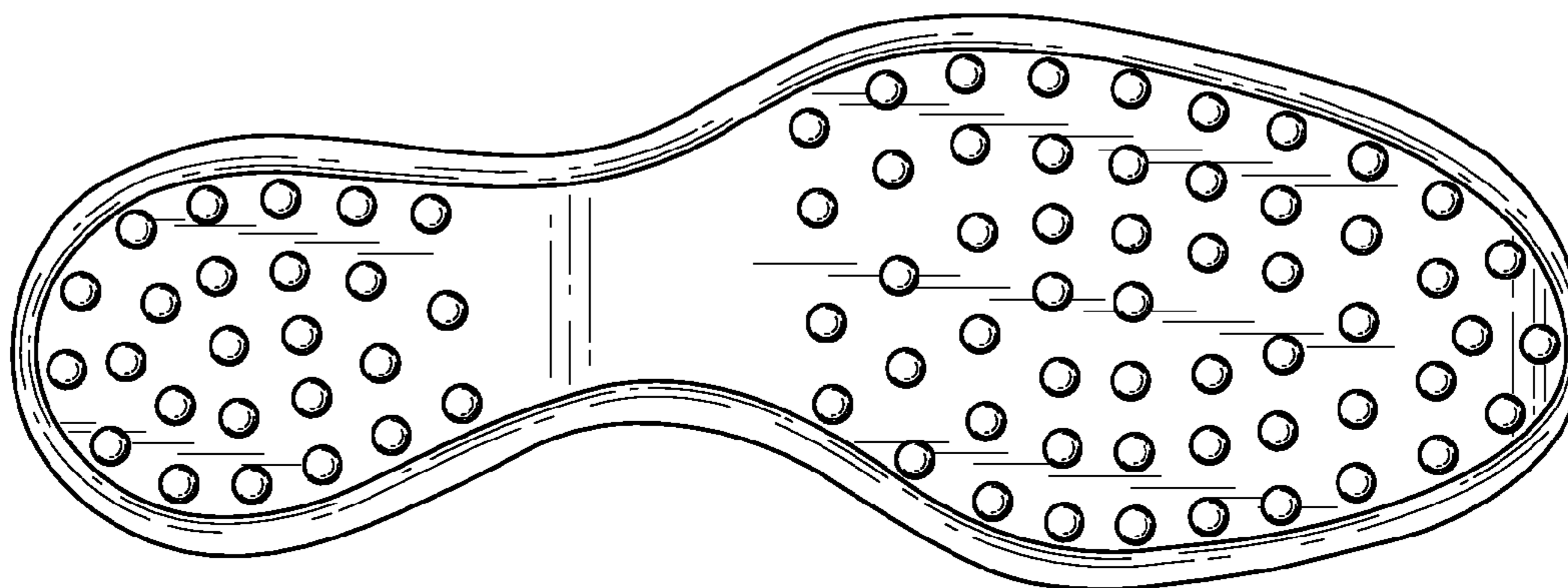
FIG. 4 is a front elevation view thereof;

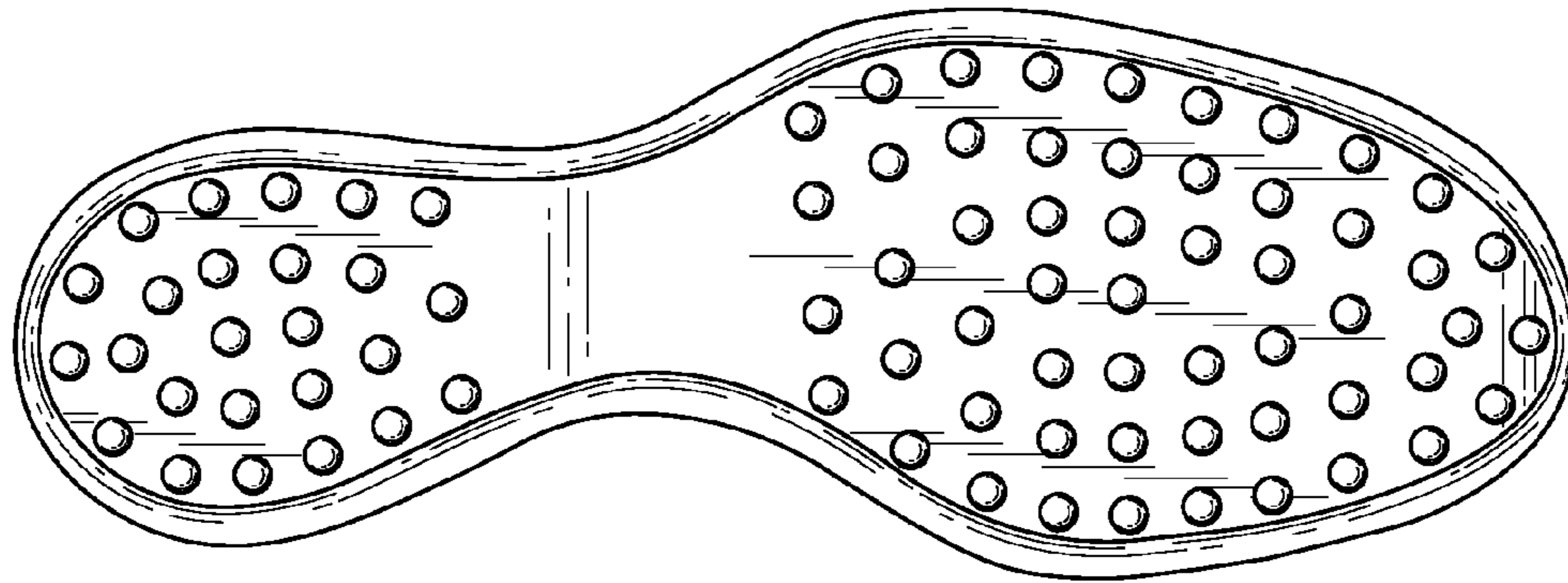
FIG. 5 is a rear elevation view thereof; and,

FIG. 6 is a top, front, left side perspective view thereof.

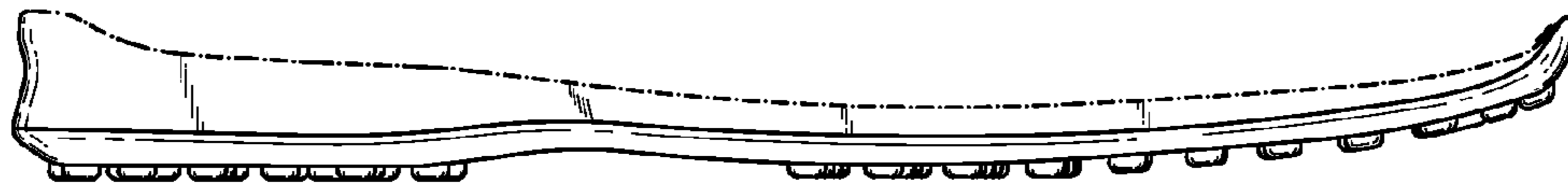
The evenly dashed broken lines in the drawings illustrate the portions of the design that form no part of the claim. The dot-dash broken line(s) define the bounds of the claim and form no part thereof.

**1 Claim, 2 Drawing Sheets**






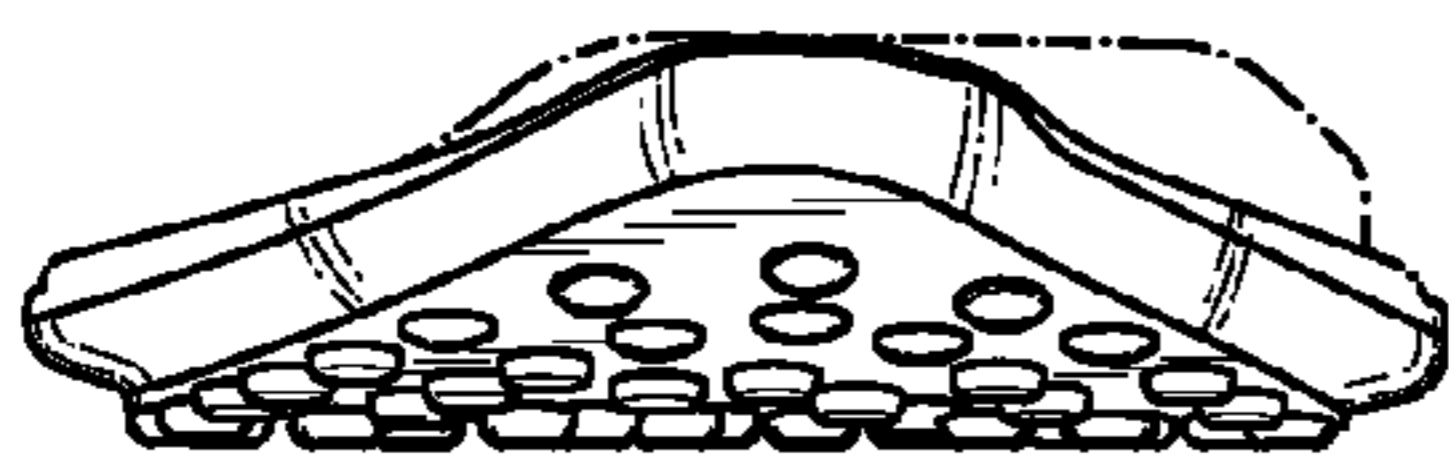
*FIG. 1*



*FIG. 2*




*FIG. 3*



*FIG. 4*



*FIG. 5*



*FIG. 6*