



US00D610777S

(12) **United States Design Patent**  
**Pitman**

(10) **Patent No.:** **US D610,777 S**  
(45) **Date of Patent:** **\*\* Mar. 2, 2010**

(54) **FASTENER FOR GARMENTS**  
(75) Inventor: **Raymond David Pitman**, Berkhamsted (GB)  
(73) Assignee: **Kis Limited**, Hertfordshire (GB)  
(\*\*) Term: **14 Years**  
(21) Appl. No.: **29/304,666**  
(22) Filed: **Mar. 5, 2008**

*Primary Examiner*—T. Chase Nelson  
*Assistant Examiner*—Kathleen M Sims  
(74) *Attorney, Agent, or Firm*—Sheppard Mullin Richter & Hampton LLP

(30) **Foreign Application Priority Data**  
Sep. 10, 2007 (EM) ..... 000787148-0001

(51) **LOC (9) Cl.** ..... **02-07**  
(52) **U.S. Cl.** ..... **D2/639**  
(58) **Field of Classification Search** ..... D11/200–214,  
D11/216, 218, 220, 238, 215, 217, 219, 221;  
24/415–417, 419, 421, 227–431, 433  
See application file for complete search history.

(56) **References Cited**  
U.S. PATENT DOCUMENTS  
D556,633 S \* 12/2007 Lobel ..... D11/221  
\* cited by examiner

(57) **CLAIM**

I claim the ornamental design for a fastener for garments, as shown and described.

**DESCRIPTION**

FIG. 1 is a perspective view of a fastener for garments in a disassembled state showing my new design.  
FIG. 2 is a plan view assembled.  
FIG. 3 is a plan view disassembled; and,  
FIG. 4 is an opposite plan view disassembled.  
The broken lines shown are for illustrative purposes only and form no part of the claimed design.

**1 Claim, 4 Drawing Sheets**






FIGURE 1

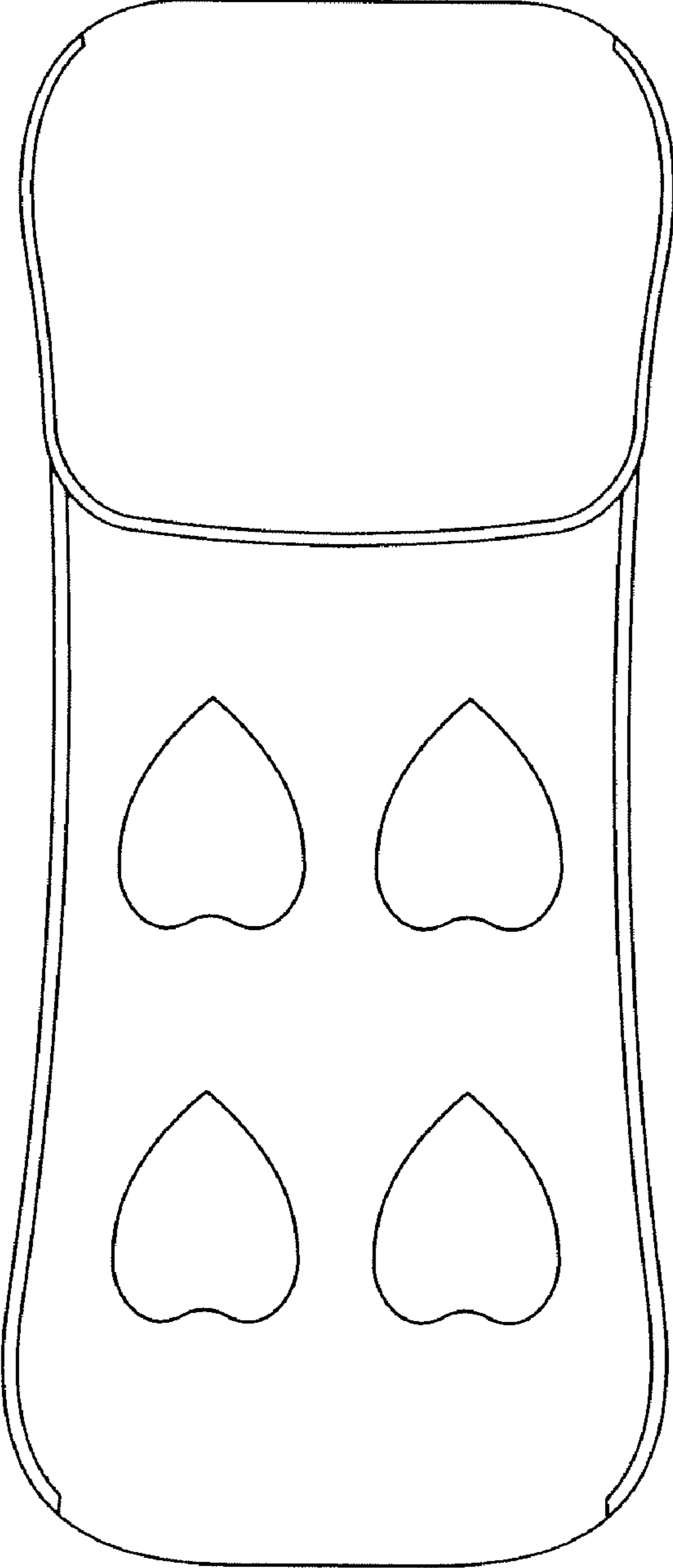


FIGURE 2




FIGURE 3




FIGURE 4