



US00D610762S

(12) **United States Design Patent**
Lubart

(10) **Patent No.:** **US D610,762 S**

(45) **Date of Patent:** **** Feb. 23, 2010**

(54) **SHOE SOLE GRID CLEANER**

(75) Inventor: **Randy Lubart**, Palm Beach Gardens,
FL (US)

(73) Assignee: **Shoes For Crews, LLC**, West Palm
Beach, FL (US)

(**) Term: **14 Years**

(21) Appl. No.: **29/326,335**

(22) Filed: **Oct. 16, 2008**

(51) **LOC (9) Cl.** **08-05**

(52) **U.S. Cl.** **D32/47**

(58) **Field of Classification Search** D32/14.9,
D32/35, 46-47; 15/112, 161, 237; D21/795;
D4/119-120

See application file for complete search history.

(56) **References Cited**

U.S. PATENT DOCUMENTS

804,680	A *	11/1905	Smith	15/188
2,887,713	A *	5/1959	Clark	15/237
3,078,490	A *	2/1963	Etcher	15/216
3,100,312	A *	8/1963	Williams	15/215
4,343,265	A *	8/1982	Belschner	119/633
4,969,226	A *	11/1990	Seville	15/244.4
D315,038	S *	2/1991	Strickler	D30/158
D321,434	S *	11/1991	Strickler	D4/136
D326,362	S *	5/1992	Bertwell	D4/136
D326,562	S *	6/1992	Bertwell	D4/136
D333,730	S *	3/1993	Martin	D4/136
D348,963	S *	7/1994	Hammel	D32/47
D385,131	S *	10/1997	Lopez	D6/462

D417,535	S *	12/1999	Wright et al.	D32/47
6,076,222	A *	6/2000	Jolly	15/161
D433,550	S *	11/2000	Collier	D32/47
6,256,830	B1 *	7/2001	Jolly	15/161
6,374,449	B1 *	4/2002	Jolly	15/161
6,553,603	B1 *	4/2003	Jolly	15/161
D514,328	S *	2/2006	Huang	D4/121
D589,290	S *	3/2009	Hatta et al.	D6/587

* cited by examiner

Primary Examiner—T. Chase Nelson

Assistant Examiner—Kathleen M Sims

(74) *Attorney, Agent, or Firm*—McHale & Slavin, P.A.

(57) **CLAIM**

The ornamental design for a shoe sole grid cleaner, as shown and described.

DESCRIPTION

FIG. 1 is a front perspective view of the shoe sole grid cleaner showing my new design;

FIG. 2 is a front view thereof;

FIG. 3 is a rear view thereof;

FIG. 4 is a left side view thereof;

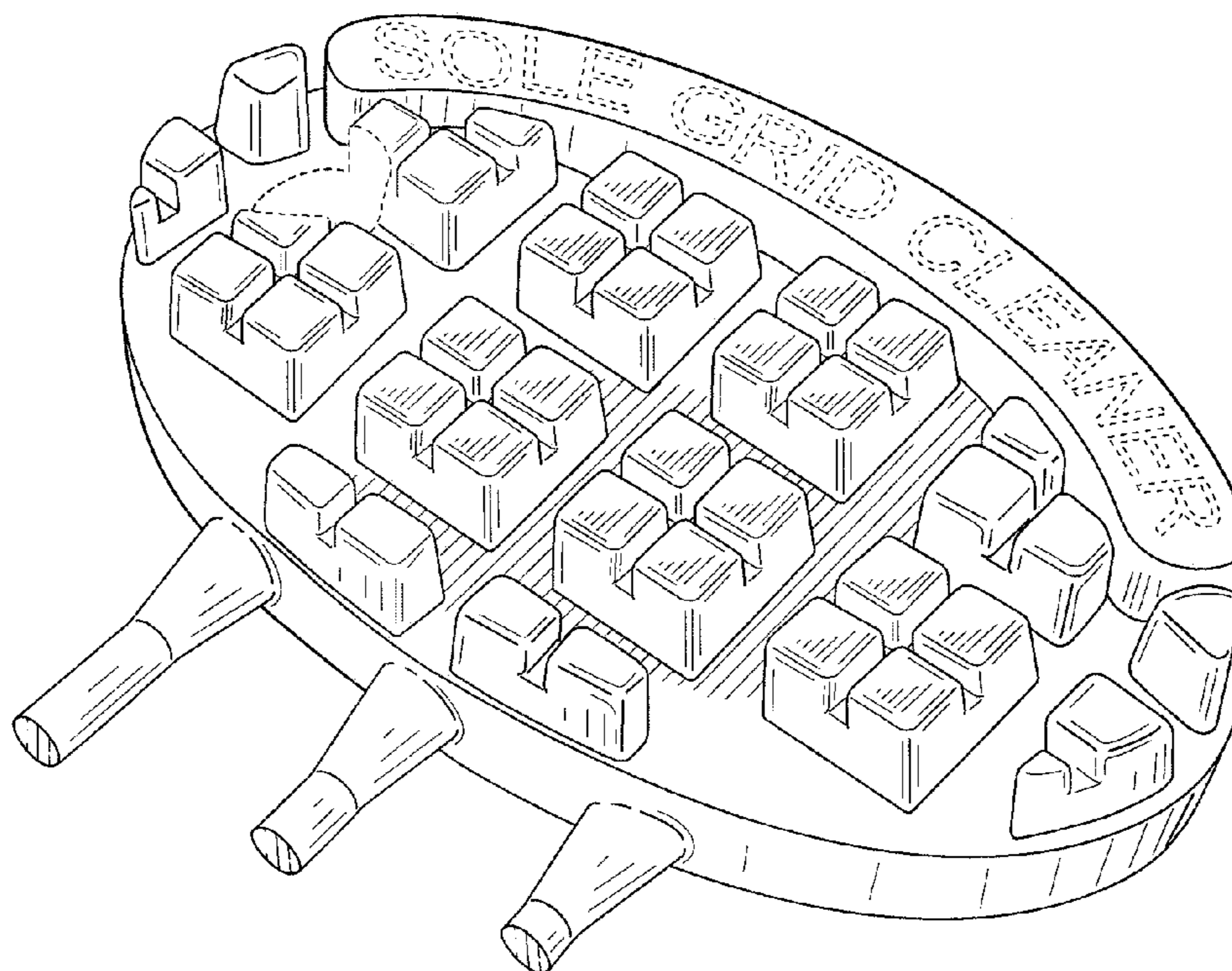
FIG. 5 is a right side view thereof;

FIG. 6 is a top view thereof; and,

FIG. 7 is a bottom view thereof.

The portions of figures illustrated in broken lines are for illustrative purposes only and form no part of the claimed design.

1 Claim, 5 Drawing Sheets



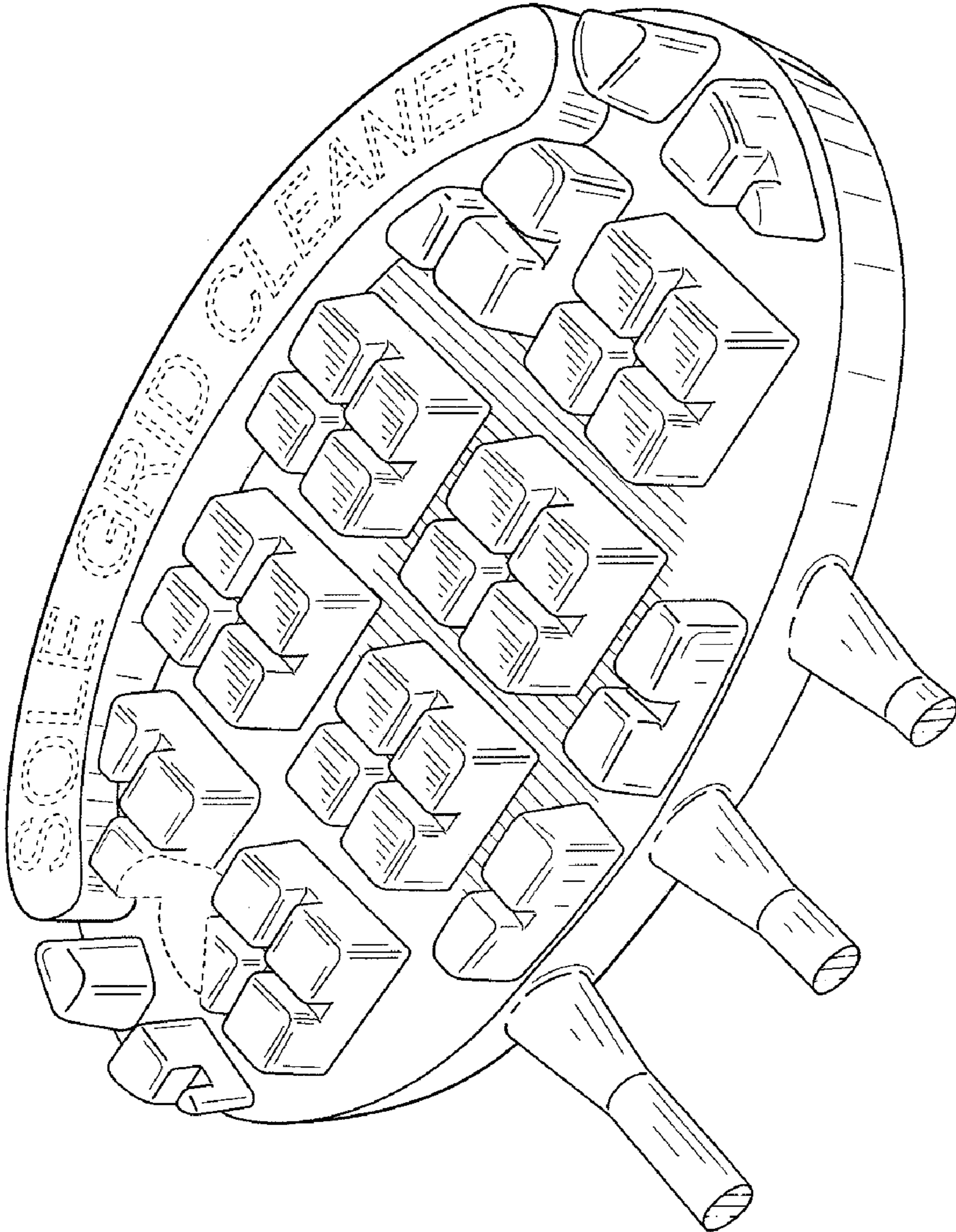


FIG. 1

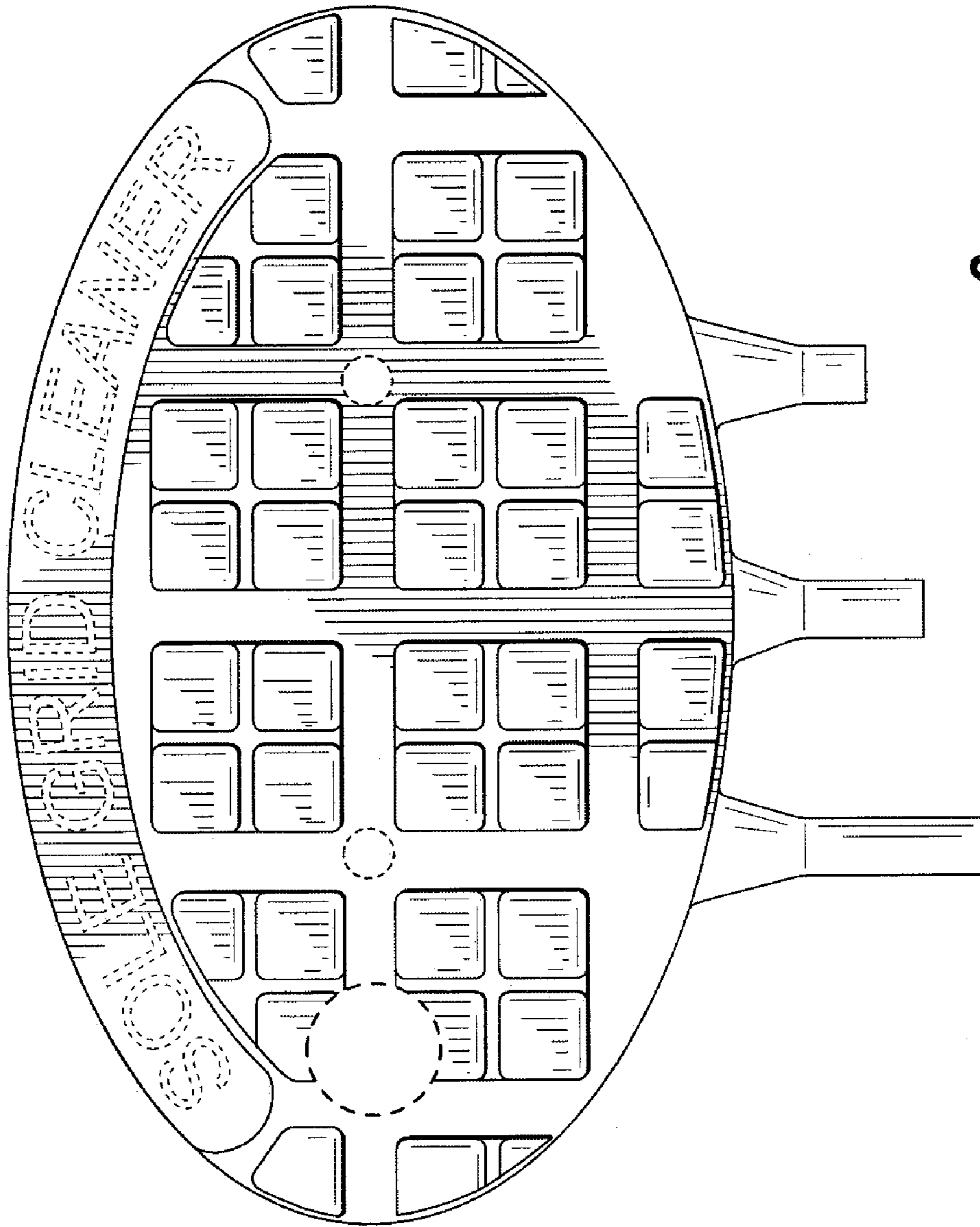


FIG. 2

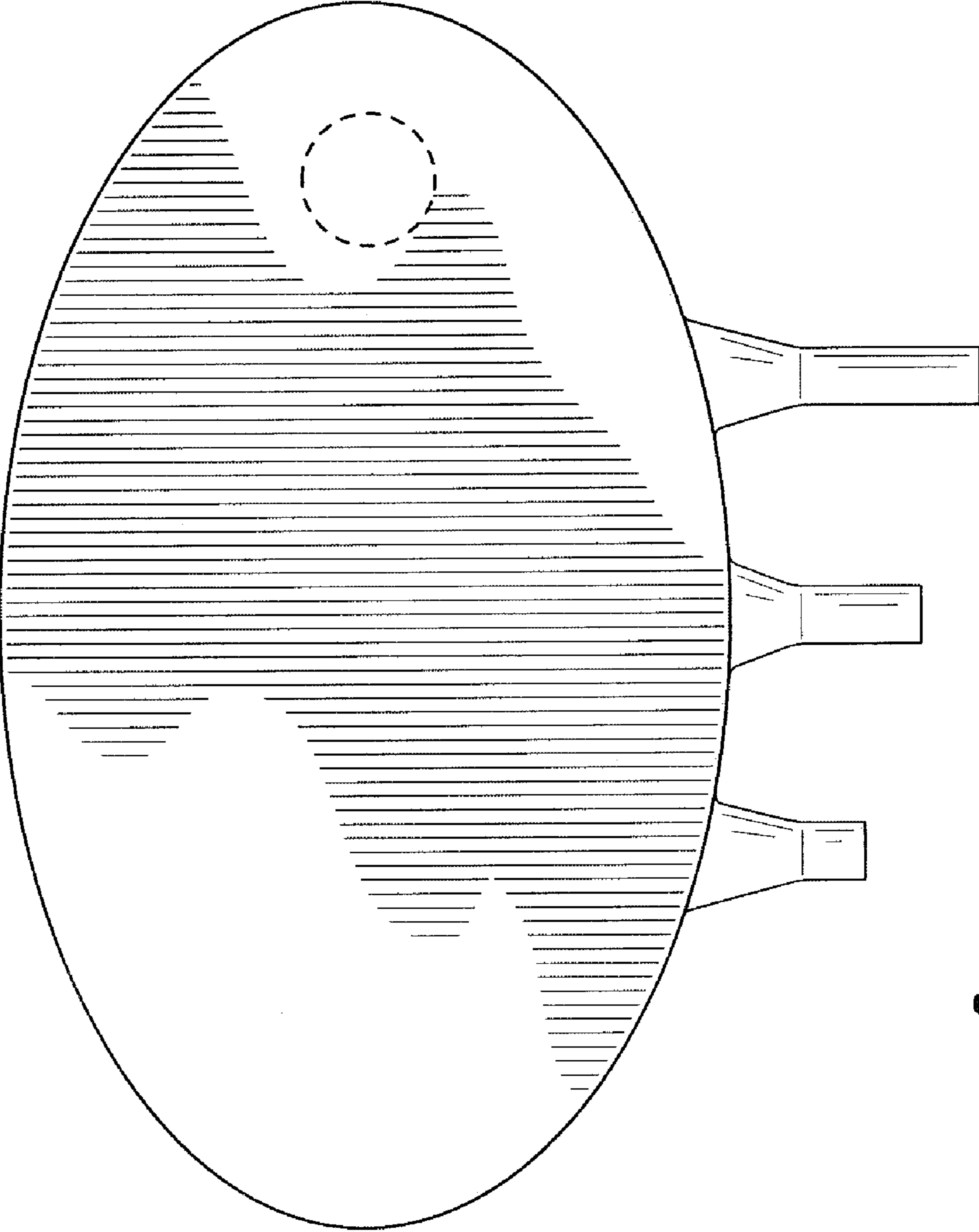


FIG. 3

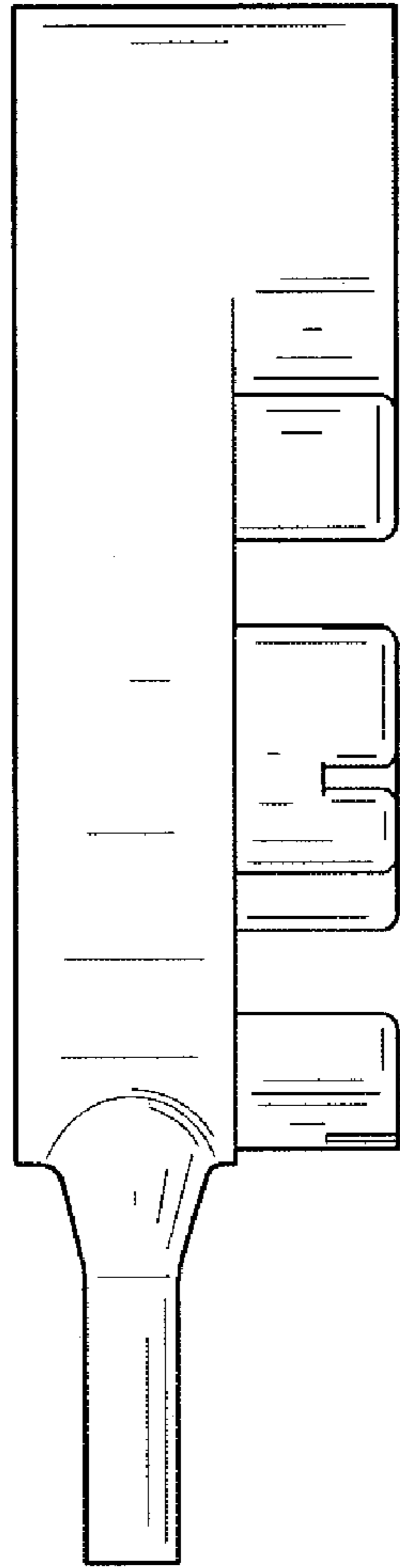


FIG. 4

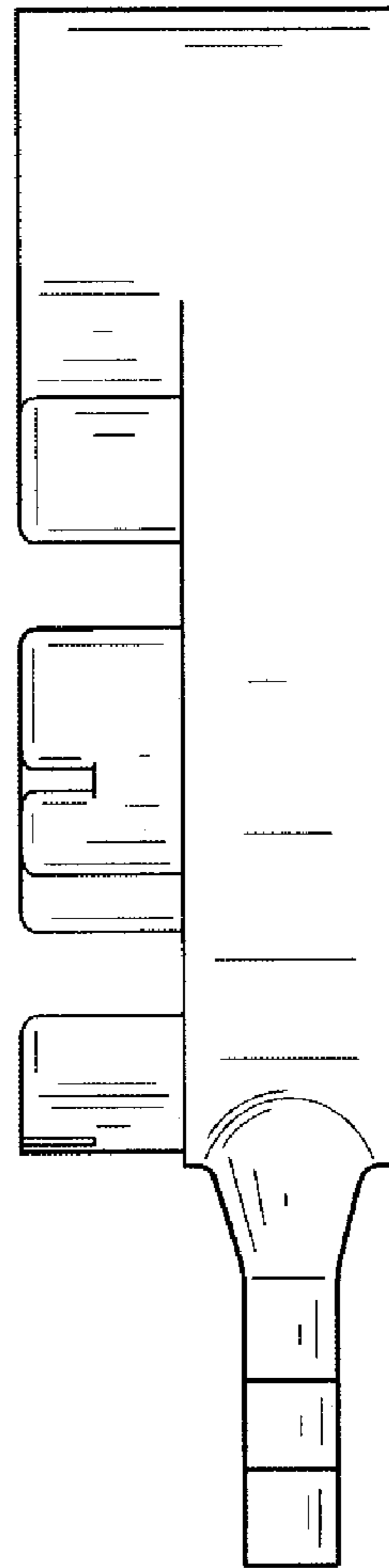


FIG. 5




FIG. 6

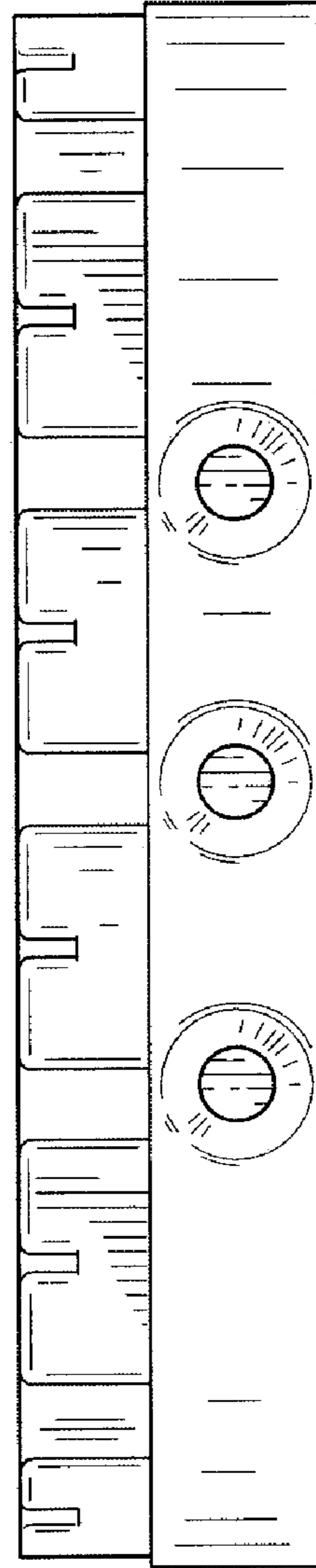


FIG. 7