

US00D610740S

(12) **United States Design Patent**  
**Mark**

(10) **Patent No.:** **US D610,740 S**

(45) **Date of Patent:** **\*\* Feb. 23, 2010**

(54) **ILLUMINANT**

(75) Inventor: **Klaus Mark, Weer (AT)**

(73) Assignee: **MK Illumination Hong Kong, Ltd.,**  
Hong Kong (CN)

(\*\*) Term: **14 Years**

(21) Appl. No.: **29/311,150**

(22) Filed: **Jan. 5, 2009**

(30) **Foreign Application Priority Data**

Jul. 7, 2008 (EM) ..... 000964416-0003  
Jul. 18, 2008 (EM) ..... 000972534-0001  
Jul. 18, 2008 (EM) ..... 000972534-0003

(51) **LOC (9) Cl.** ..... **26-99**

(52) **U.S. Cl.** ..... **D26/113**

(58) **Field of Classification Search** ..... D26/113,  
D26/118, 152, 88, 85, 84, 90, 142, 138, 143,  
D26/153, 110, 65, 145, 155, 87, 13, 19, 61,  
D26/72, 76, 91, 92, 93, 128, 129, 135, 140,  
D26/154; 362/402, 352, 147, 217, 257, 277,  
362/285, 287, 317, 351, 355, 356, 370, 371,  
362/395, 405, 410, 432

See application file for complete search history.

(56) **References Cited**

**U.S. PATENT DOCUMENTS**

D106,835 S \* 11/1937 Stewart ..... D26/102

D168,280 S \* 11/1952 Schwarz ..... D26/93  
D312,891 S \* 12/1990 Starck ..... D26/106  
D326,733 S \* 6/1992 Lee ..... D26/110  
D328,153 S \* 7/1992 Benghozi ..... D26/110  
D334,441 S \* 3/1993 Nicolin ..... D26/106  
D345,029 S \* 3/1994 Morelli ..... D26/106  
D370,276 S \* 5/1996 Davis ..... D26/37  
D388,222 S \* 12/1997 Barry ..... D26/112  
D388,224 S \* 12/1997 Barry ..... D26/153  
6,070,987 A \* 6/2000 Jarvik ..... 362/84  
D436,213 S \* 1/2001 Seal ..... D26/110

\* cited by examiner

*Primary Examiner*—Cathron C Brooks

*Assistant Examiner*—Kevin K Rudzinski

(74) *Attorney, Agent, or Firm*—Wenderoth, Lind & Ponack,  
L.L.P.

(57) **CLAIM**

The ornamental design for an illuminant, as shown and described.

**DESCRIPTION**

FIG. 1 is a right side view of an illuminant.

FIG. 2 is a front view of the illuminant of FIG. 1.

FIG. 3 is a top view of the illuminant of FIG. 1.

FIG. 4 is a bottom view of the illuminant of FIG. 1; and,

FIG. 5 is a perspective view of the illuminant of FIG. 1.

**1 Claim, 2 Drawing Sheets**

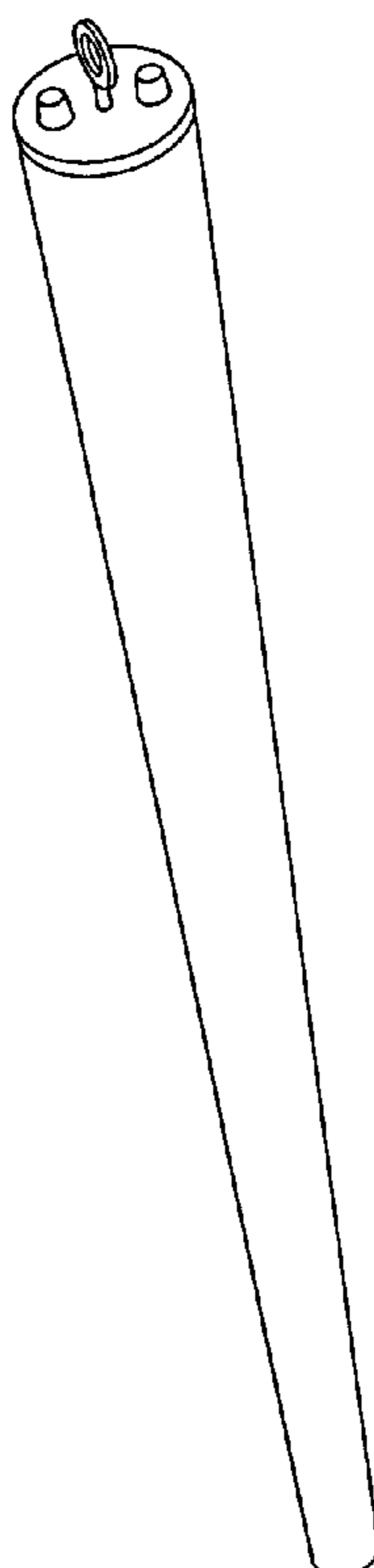


Fig. 1

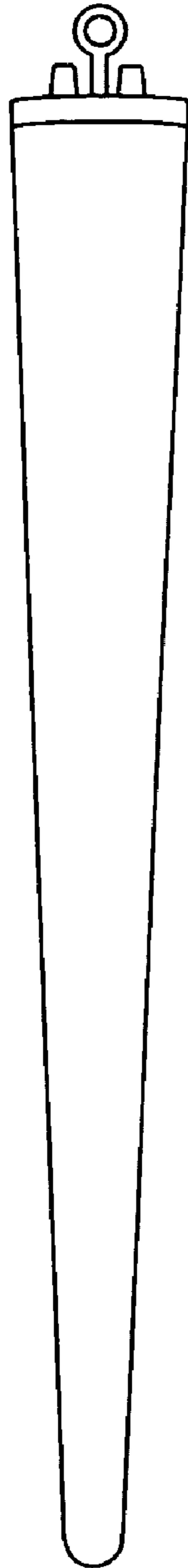


Fig. 2

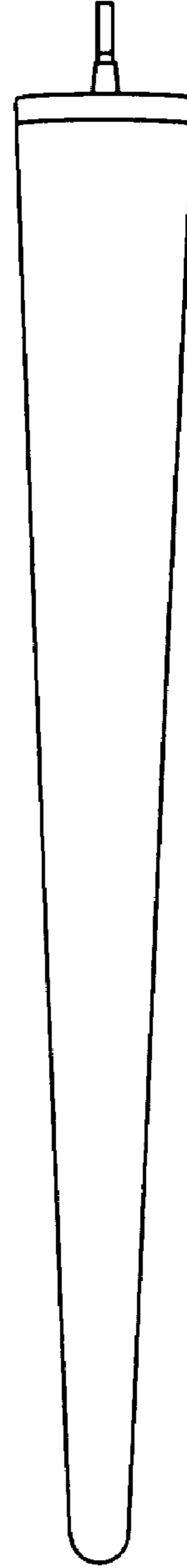


Fig. 3

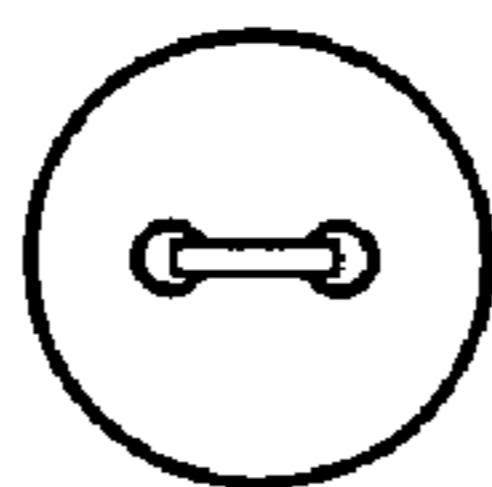


Fig. 4

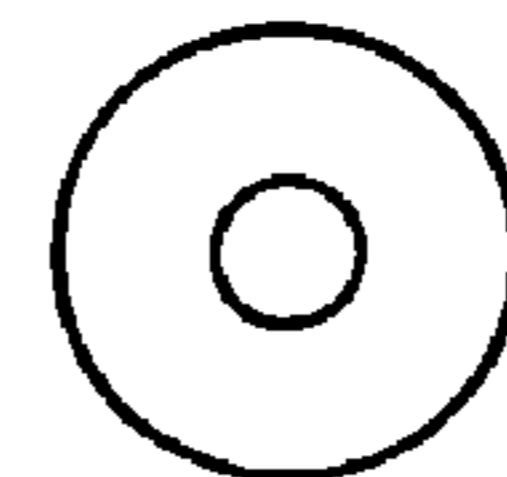


Fig. 5

