



US00D610739S

(12) **United States Design Patent**
Jourdan

(10) **Patent No.:** **US D610,739 S**

(45) **Date of Patent:** **** *Feb. 23, 2010**

(54) **LAMP**

(75) Inventor: **Eric Jourdan**, Paris (FR)

(73) Assignee: **CINNA** (FR)

(*) Notice: This patent is subject to a terminal disclaimer.

(**) Term: **14 Years**

(21) Appl. No.: **29/340,251**

(22) Filed: **Jul. 15, 2009**

(30) **Foreign Application Priority Data**

Jan. 19, 2009 (WO) DM/071 207

(51) **LOC (9) Cl.** **26-03**

(52) **U.S. Cl.** **D26/93**

(58) **Field of Classification Search** D26/24,
D26/61-67, 93, 102, 104-105, 108-109;
362/509, 516, 523, 186, 217, 255, 257, 277,
362/317, 319, 351, 354, 355, 357, 358, 362,
362/382, 410, 413, 417, 806
See application file for complete search history.

(56) **References Cited**

U.S. PATENT DOCUMENTS

D366,718 S * 1/1996 Kattler D26/93

D393,917 S * 4/1998 Hutton D26/106
D579,602 S * 10/2008 Gotz-Schafer D26/86
D589,206 S * 3/2009 Sabernig D26/110
D589,641 S * 3/2009 Sabernig D26/93
D590,092 S * 4/2009 Starck D26/93
D590,093 S * 4/2009 Starck D26/93
D595,008 S * 6/2009 Starck D26/93

* cited by examiner

Primary Examiner—Brian N Vinson

(74) *Attorney, Agent, or Firm*—Cantor Colburn LLP

(57) **CLAIM**

The ornamental design for a lamp, as shown and described.


DESCRIPTION

FIG. 1 is a front perspective view of a lamp, showing my new design;

FIG. 2 is a rear perspective view thereof; and,

FIG. 3 is a top plan view thereof, the broken-line disclosure understood to represent portions of the article in which the claimed design is embodied, but which form no part of the claimed design.

1 Claim, 3 Drawing Sheets






FIG. 1




FIG. 2

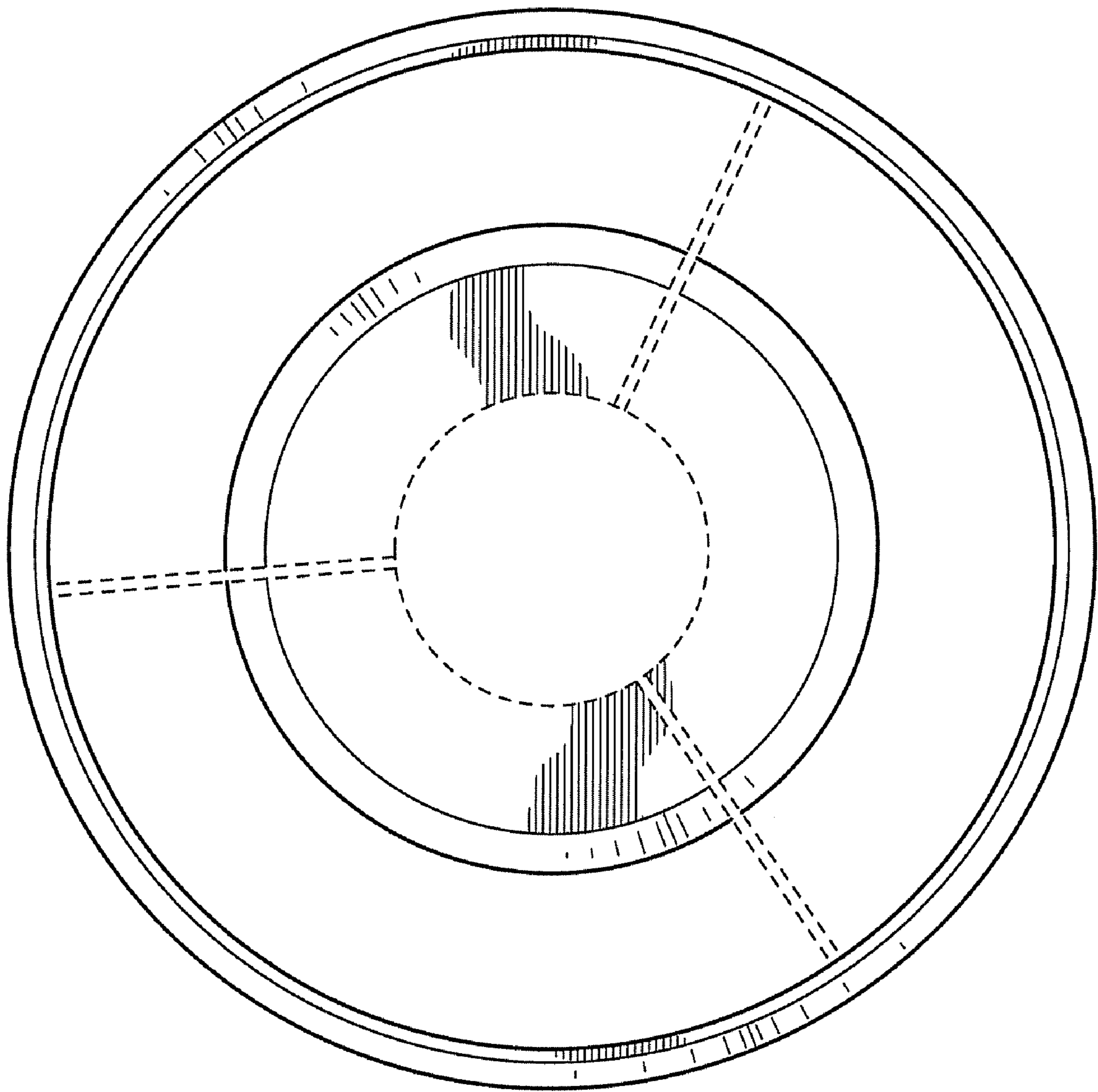


FIG. 3