



US00D610720S

(12) **United States Design Patent**
Elliott

(10) **Patent No.:** **US D610,720 S**

(45) **Date of Patent:** **** Feb. 23, 2010**

(54) **SHINGLE**

(75) Inventor: **Bert W. Elliott**, Toledo, OH (US)

(73) Assignee: **Owens Corning Intellectual Capital, LLCDE** (US)

(**) Term: **14 Years**

(21) Appl. No.: **29/291,985**

(22) Filed: **Sep. 24, 2007**

5,660,014 A 8/1997 Stahl et al.
5,664,385 A 9/1997 Koschitzky
5,666,776 A 9/1997 Weaver et al.

(Continued)

Primary Examiner—T. Chase Nelson
Assistant Examiner—Michael A Pratt
(74) *Attorney, Agent, or Firm*—James J. Dottavio; Joan N. Drew

Related U.S. Application Data

(63) Continuation-in-part of application No. 09/515,928, filed on Feb. 29, 2000.

(51) **LOC (9) Cl.** **25-01**

(52) **U.S. Cl.** **D25/139**

(58) **Field of Classification Search** D25/139,
D25/140, 141, 142, 143, 144, 150, 163; 52/354,
52/518, 546, 554, 555, 557, 559; 428/77,
428/47, 48, 49, 141, 142, 143, 194
See application file for complete search history.

(56) **References Cited**

U.S. PATENT DOCUMENTS

1,873,886	A *	8/1932	Heppes	428/143
1,898,989	A *	2/1933	Harshberger	52/748.1
1,915,964	A *	6/1933	Wall	52/555
2,024,861	A *	12/1935	Honigbaum	52/557
4,195,461	A	4/1980	Thiis-Evensen		
4,274,243	A	6/1981	Corbin et al.		
4,717,614	A	1/1988	Bondoc et al.		
5,181,361	A	1/1993	Hannah et al.		
5,195,290	A	3/1993	Hulett		
5,209,802	A	5/1993	Hannah et al.		
D347,900	S	6/1994	Stapleton		
5,369,929	A	12/1994	Weaver et al.		
5,375,387	A	12/1994	Davenport		
5,400,558	A	3/1995	Hannah et al.		
5,426,902	A	6/1995	Stahl et al.		
5,488,807	A	2/1996	Terrenzio et al.		
5,611,186	A	3/1997	Weaver		
D379,672	S *	6/1997	Lamb et al.	D25/142

(57) **CLAIM**

The ornamental design for the shingle, as shown and described.

DESCRIPTION

FIG. 1 is a front elevational view of the shingle having two tabs, with each tab being of a different color and showing the tabs as having beveled edges and a shadow line at the lower edge of the tabs, wherein the broken lines depict environmental structure in the form of unclaimed overlay structure;

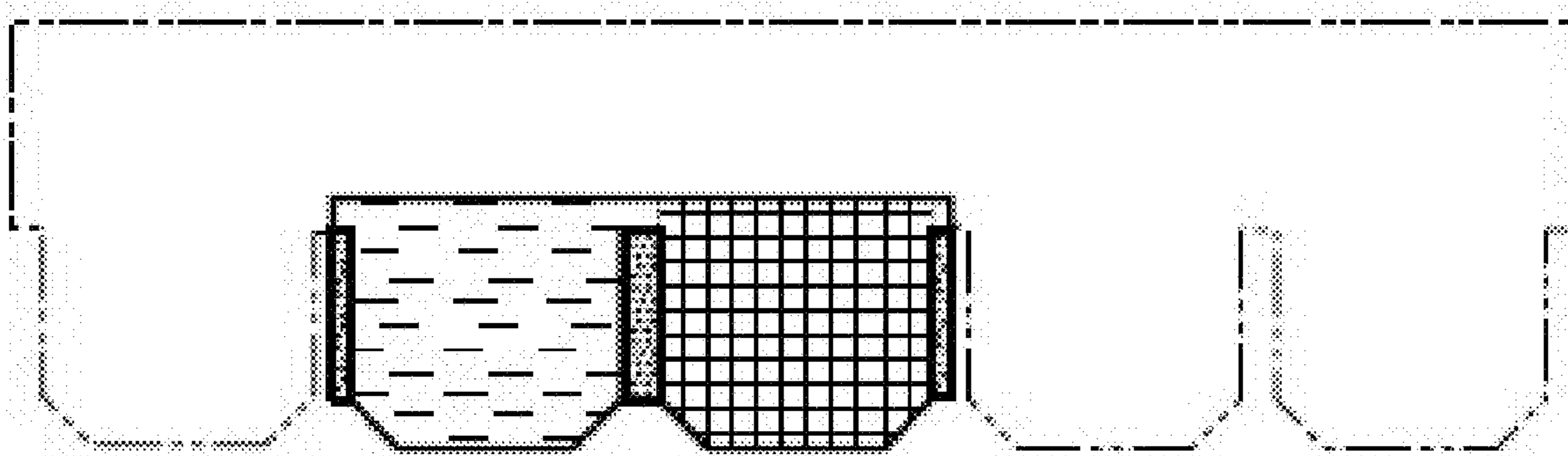
FIG. 2 is an end view of the shingle of FIG. 1, with the other end view a mirror image, wherein the broken lines depict environmental structure in the form of unclaimed overlay structure; and,

FIG. 3 is an another end view of the shingle of FIG. 1, wherein a different unclaimed environmental structure in the form of unclaimed underlay structure from that of FIG. 23 is shown.

FIG. 1 is lined for color and the stipple shading shown in FIG. 1 illustrates an area of darker shading.

The broken lines shown in FIGS. 1, 2 and 3 depict environmental structure. The broken lines and the structure they depict form no part of the claimed design.

1 Claim, 1 Drawing Sheet



US D610,720 S

Page 2

U.S. PATENT DOCUMENTS

5,795,389	A	8/1998	Koschitzky						
D403,087	S	* 12/1998	Sieling et al.	D25/139				
5,853,858	A	12/1998	Bondoc						
D406,361	S	* 3/1999	Bondoc et al.	D25/143				
D417,513	S	12/1999	Blanpied						
6,014,847	A	1/2000	Phillips						
D426,002	S	* 5/2000	Bondoc et al.	D25/139				
6,058,670	A	* 5/2000	Sieling et al.	52/554				
6,105,329	A	* 8/2000	Bondoc et al.	52/557				
6,195,951	B1	* 3/2001	Stahl et al.	52/314				
6,401,425	B1	6/2002	Frame						
D466,629	S	* 12/2002	Phillips	D25/139				
D473,326	S	* 4/2003	Phillips	D25/139				
7,240,462	B2	* 7/2007	Elliott et al.	52/557				
D554,275	S	* 10/2007	Sieling et al.	D25/143				
D576,316	S	* 9/2008	Elliott	D25/139				
2006/0213143	A1	* 9/2006	McIntyre	52/554				

* cited by examiner

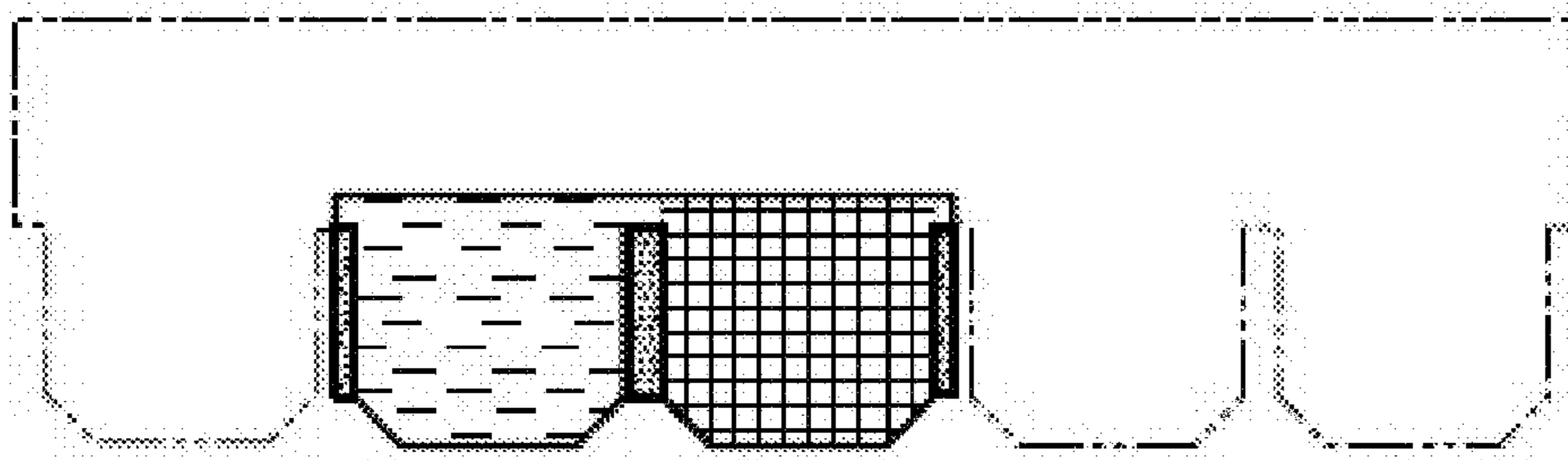


FIG. 1

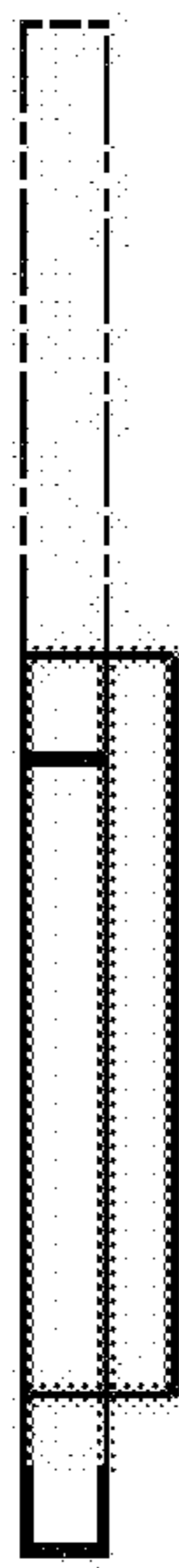


FIG. 2

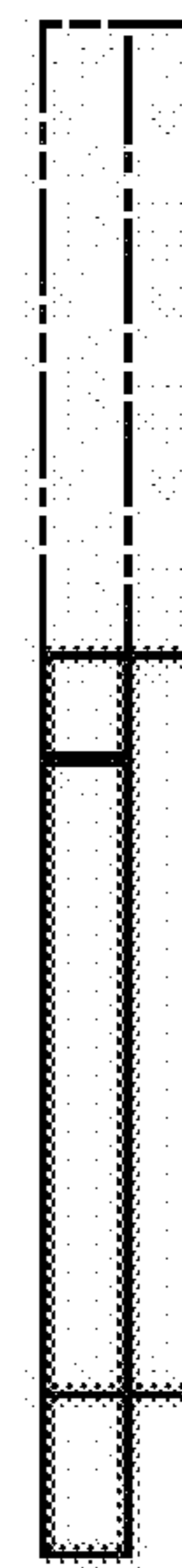


FIG. 3