



US00D610718S

(12) **United States Design Patent**
Ringus et al.

(10) **Patent No.:** **US D610,718 S**

(45) **Date of Patent:** **** Feb. 23, 2010**

(54) **POST GUARD**

(75) Inventors: **Gary J. Ringus**, Plymouth, MN (US);
John C. Daugherty, Eden Prairie, MN
(US)

(73) Assignee: **Property Props, Inc.**, Plymouth, MN
(US)

(**) Term: **14 Years**

(21) Appl. No.: **29/332,258**

(22) Filed: **Feb. 11, 2009**

(51) **LOC (9) Cl.** **25-01**

(52) **U.S. Cl.** **D25/133**

(58) **Field of Classification Search** D25/133;
256/65.14; 52/300, 835

See application file for complete search history.

(56) **References Cited**

U.S. PATENT DOCUMENTS

145,585 A	12/1873	Neff
3,384,351 A	5/1968	Turner, Jr.
3,515,373 A	6/1970	Abbe
3,545,127 A	12/1970	Jensen
3,571,972 A	3/1971	Carter, Jr.
3,704,004 A	11/1972	Carter, Jr.
3,713,624 A	1/1973	Niemann
3,768,780 A	10/1973	Cowles et al.
3,806,096 A	4/1974	Eccleston et al.
3,945,747 A	3/1976	Cruz
3,991,980 A	11/1976	Blackburn
4,268,992 A	5/1981	Scharf, Sr.
4,497,472 A	2/1985	Johnson
4,543,757 A	10/1985	Cosgrove
4,595,175 A	6/1986	Kauffman et al.
4,648,203 A	3/1987	Worzek
4,845,889 A	7/1989	Taylor
D304,086 S	10/1989	Eads

4,922,652 A	5/1990	Graves
4,937,991 A	7/1990	Orth
4,964,619 A	10/1990	Glidden, Jr.
D343,774 S	2/1994	Cox et al.

(Continued)

OTHER PUBLICATIONS

“GrassArmor: How it works” datasheet [online]. Syx Enterprises, Fairborn, OH, copyright 2006 [retrieved on May 29, 2009]. Retrieved from the Internet:<URL:http://www.grassarmor.com/about.htm>; 3 pgs.

(Continued)

Primary Examiner—Doris Clark

(74) *Attorney, Agent, or Firm*—Mueting, Raasch & Gebhardt, P.A.

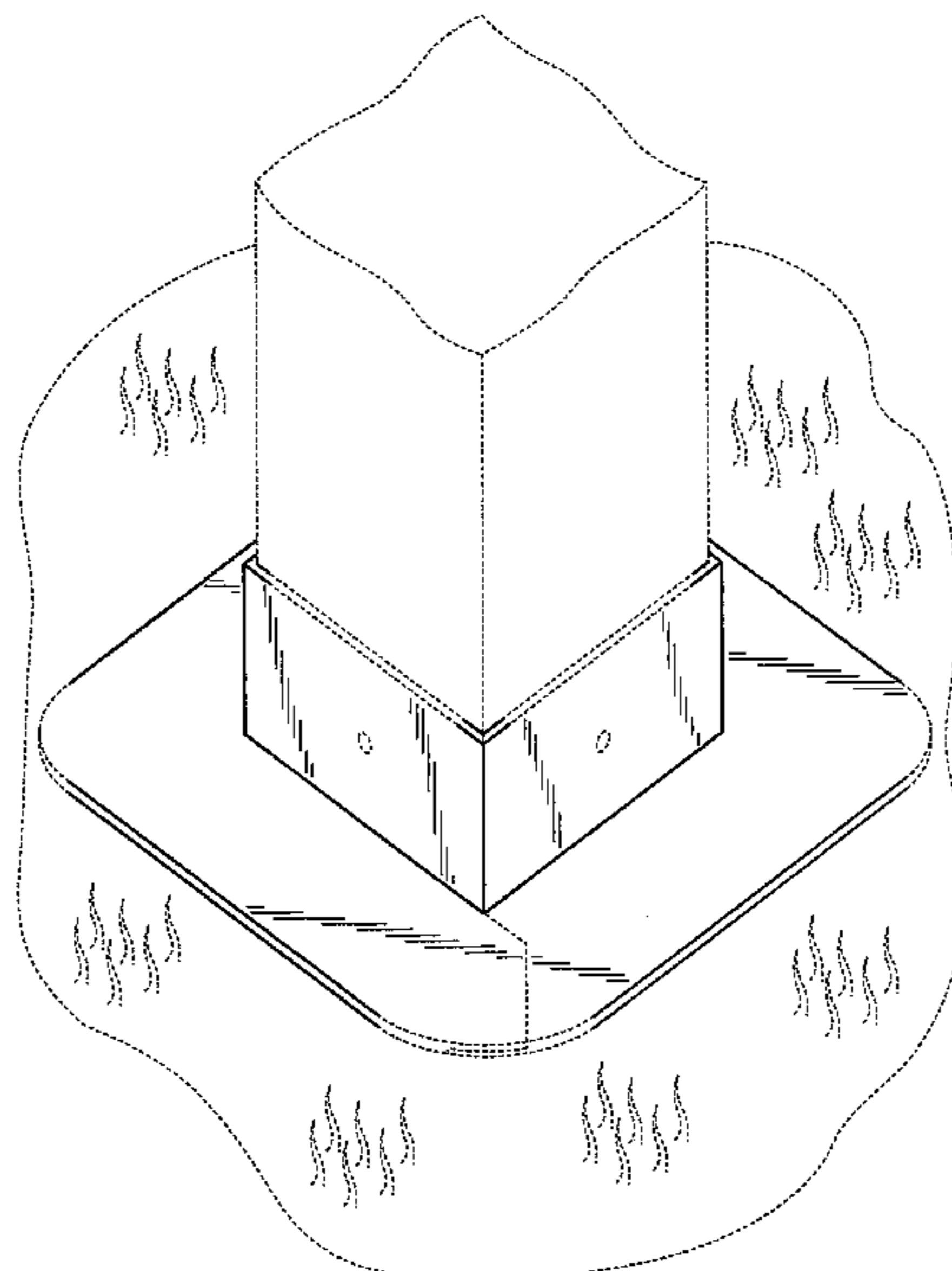
(57) **CLAIM**

I claim the ornamental design for a post guard, as shown and described.

DESCRIPTION

FIG. 1 is an upper isometric view of a post guard;
FIG. 2 is a front side elevation view of the post guard of FIG. 1, the rear side view being a mirror image thereof;
FIG. 3 is a left side elevation view of the post guard of FIG. 1, the right side elevation view being a mirror image thereof;
FIG. 4 is a top plan view of the post guard of FIG. 1; and,
FIG. 5 is a bottom plan view of the post guard of FIG. 1.
The broken lines immediately adjacent the shaded areas represent the bounds of the claimed design while other broken lines are directed to environment and are for illustrative purposes only; features illustrated in broken lines form no part of the claimed design.

1 Claim, 4 Drawing Sheets



US D610,718 S

Page 2

U.S. PATENT DOCUMENTS

5,369,925 A 12/1994 Vargo
5,452,541 A 9/1995 DeMaio
5,568,909 A 10/1996 Timko
5,615,866 A 4/1997 Kinnison
5,622,356 A 4/1997 Duggan
5,660,374 A 8/1997 Dayberry
5,685,522 A 11/1997 Randolph, Jr.
5,746,031 A 5/1998 Burns
5,762,323 A 6/1998 Boswell et al.
5,918,411 A 7/1999 Hadrava
D443,937 S 6/2001 Prokop
6,257,557 B1 7/2001 Anderson et al.
6,276,869 B1 * 8/2001 Yakushinji 404/9
6,527,255 B2 3/2003 O'Berry et al.
6,561,491 B2 5/2003 Thompson et al.
7,104,525 B2 9/2006 Ricci
D530,834 S * 10/2006 Navare D25/133
2004/0206028 A1 * 10/2004 Terrels et al. 52/287.1
2007/0138452 A1 6/2007 Donabedian

2007/0245645 A1 10/2007 Nesbitt

OTHER PUBLICATIONS

“Post Guard” datasheet [online]. Post Guard, Tampa, FL [retrieved on May 21, 2009]. Retrieved from the Internet:<URL:https://www.mailpostguard.com/default.htm>; 2 pgs.
“No-Trim™: The Fence-Line Grass Barrier” datasheet [online]. JRProducts, Inc., Johnson City, TN, copyright 2009 [retrieved on May 29, 2009]. Retrieved from the Internet:<URL:http://no-trim.com/store/index.php>; 2 pgs.
“Post-Guard” datasheet [online]. Quality Products, Inc., Charlotte, NC, copyright 2005 [retrieved May 21, 2009]. Retrieved from the Internet:<URL:http://www.post-guard.com/>; 3 pgs.
PostShield datasheet [online]. PostShield USA, El Dorado Hills, CA, copyright 2007 [retrieved May 21, 2009]. Retrieved from the Internet:<URL:http://www.postshieldusa.com/>; 4 pgs.
“The Weed Stomper™: Fence Underlayment” datasheet [online]. Wildfire Products, Fargo, ND [retrieved on May 29, 2009]. Retrieved from the Internet:<URL:http://www.weedstomper.com/products.html>; 1 page.

* cited by examiner

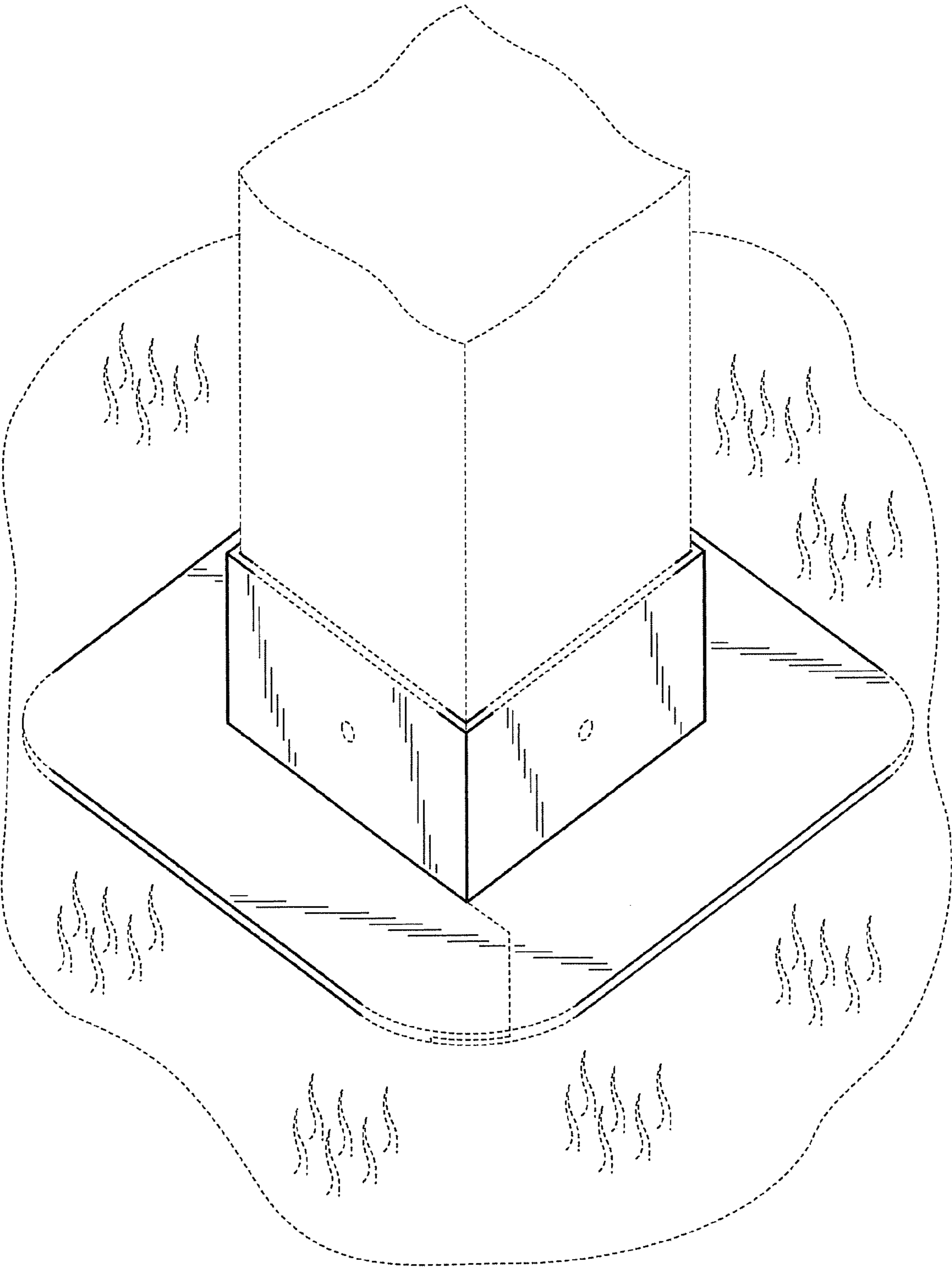


Fig. 1

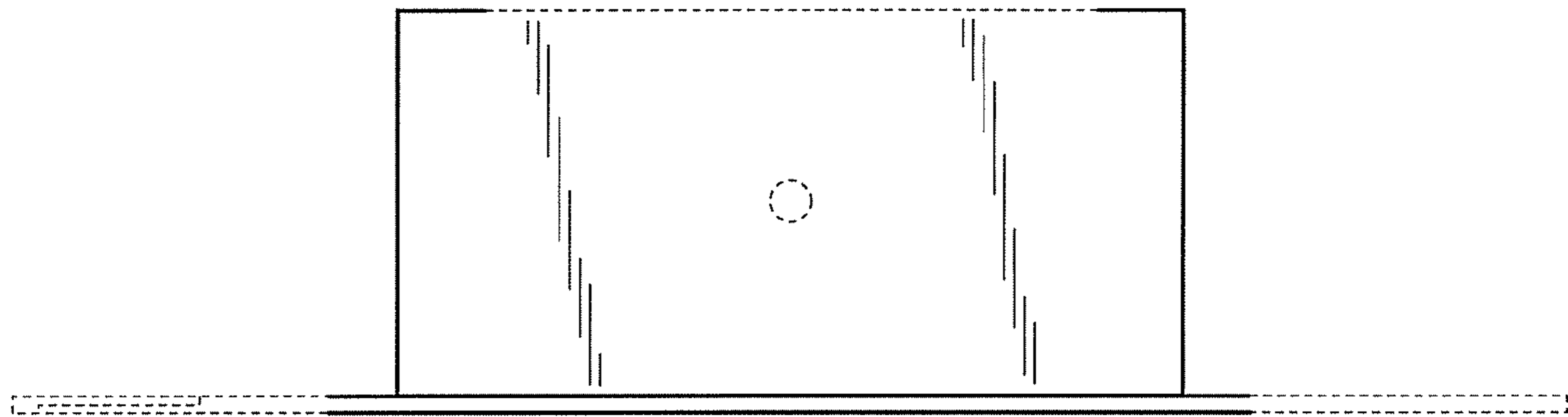


Fig. 2

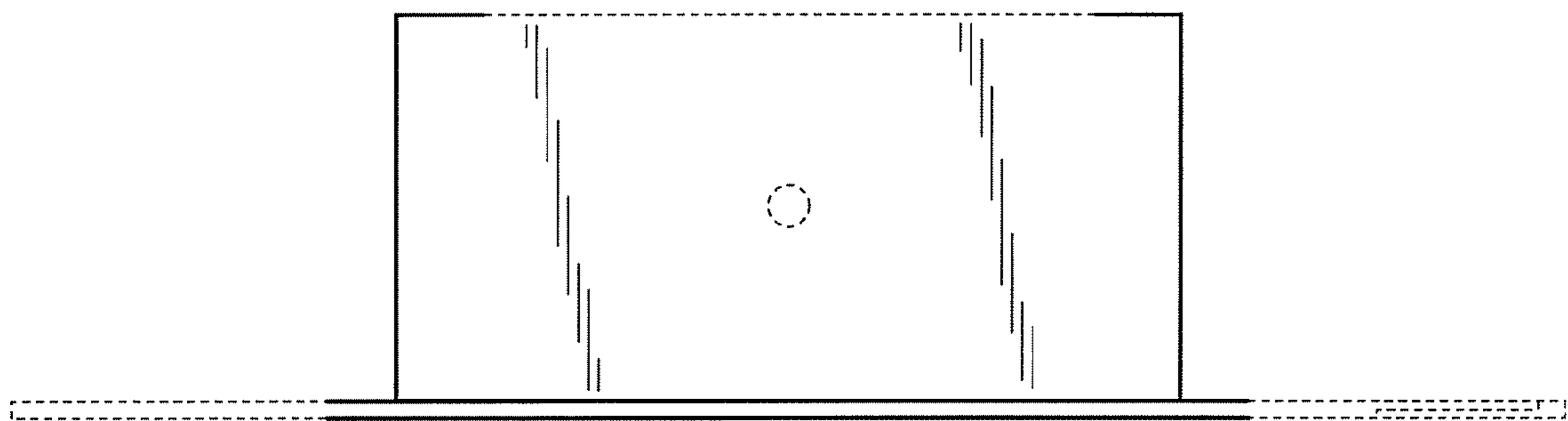


Fig. 3

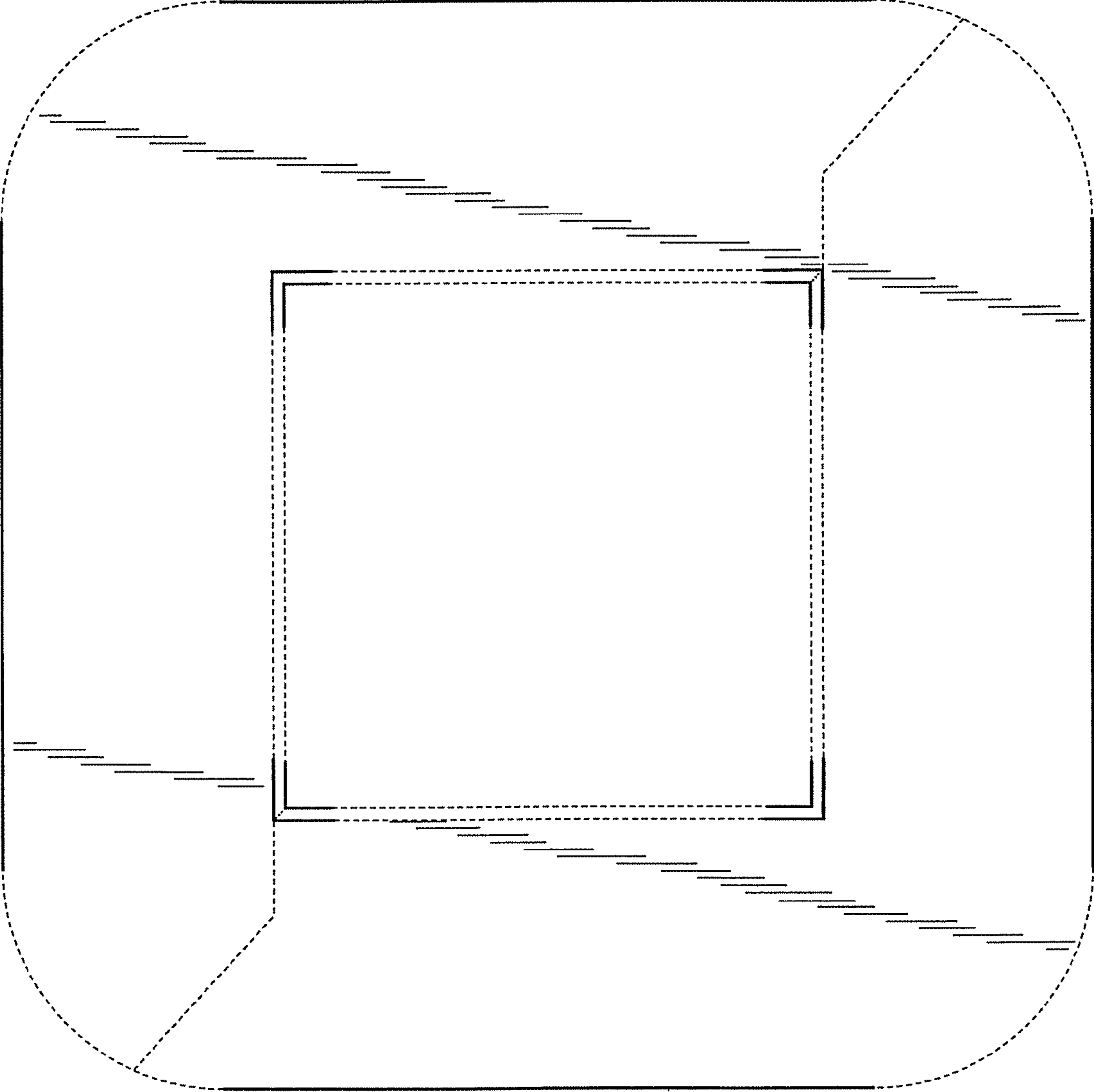


Fig. 4

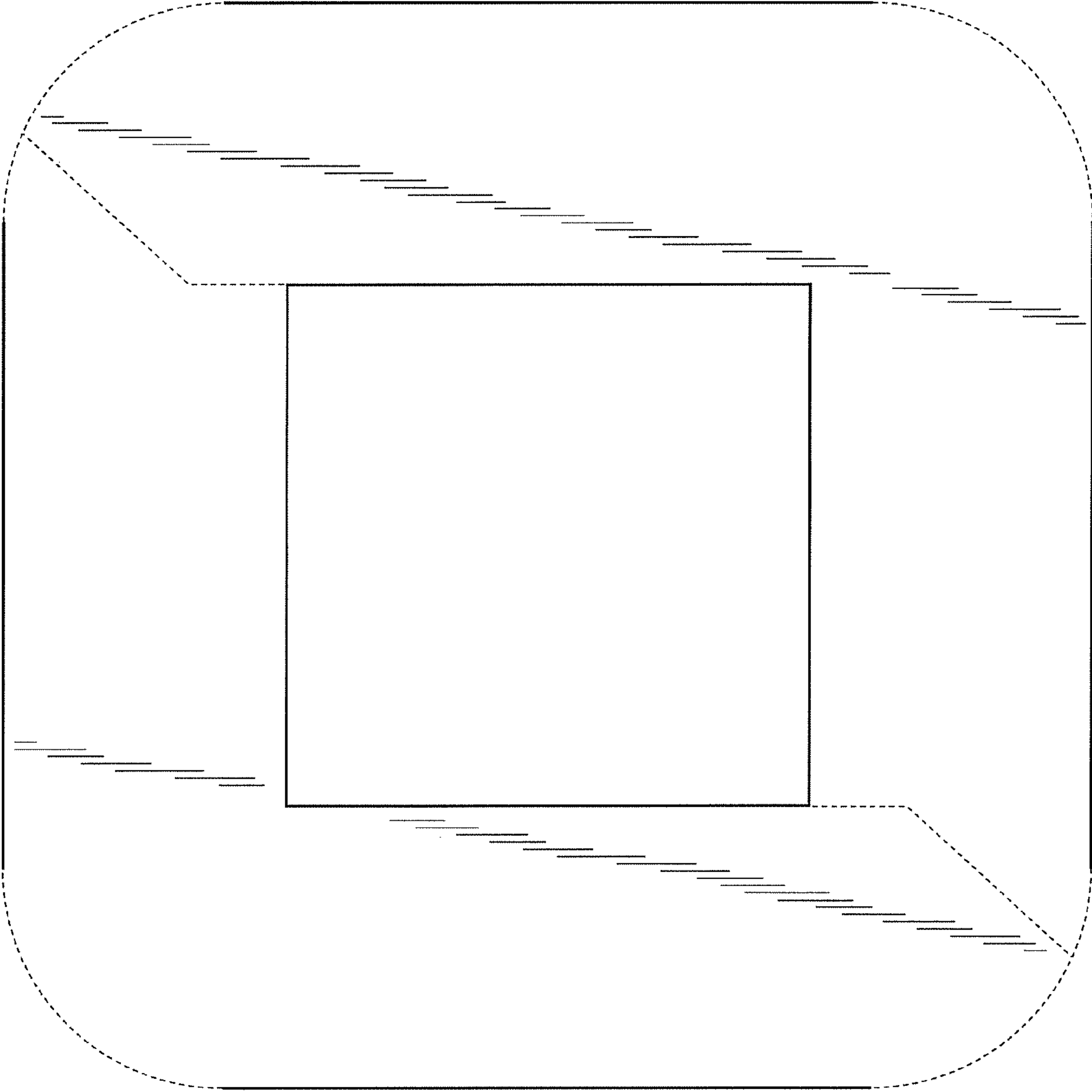


Fig. 5