



US00D610698S

(12) **United States Design Patent**
Laudo et al.

(10) **Patent No.:** **US D610,698 S**

(45) **Date of Patent:** **** Feb. 23, 2010**

(54) **CARTRIDGE**

(75) Inventors: **John S. Laudo**, Hilliard, OH (US); **Gal Ingber**, Oranit (IL); **William G. Atterbury**, Columbus, OH (US); **Thomas A. Klausung**, Powell, OH (US); **Dave Holley**, Lancaster, OH (US); **John Tallarico**, Powell, OH (US)

(73) Assignee: **Pocared Diagnostics Ltd.**, Omer (IL)

(**) Term: **14 Years**

(21) Appl. No.: **29/326,051**

(22) Filed: **Oct. 10, 2008**

(51) **LOC (9) Cl.** **24-02**

(52) **U.S. Cl.** **D24/216**

(58) **Field of Classification Search** D24/216,
D24/224-232; 422/100-101; 436/518
See application file for complete search history.

(56) **References Cited**

U.S. PATENT DOCUMENTS

- D359,755 S * 6/1995 Tokuda et al. D18/56
- D392,671 S * 3/1998 Sasaki D18/56
- D411,581 S * 6/1999 Buckley D21/522
- D477,020 S * 7/2003 Seino D18/56

- D531,321 S * 10/2006 Godfrey et al. D24/225
- D533,587 S * 12/2006 Andoh D18/56
- D580,971 S * 11/2008 Yuen D18/56
- D586,221 S * 2/2009 Shaikh D9/526

* cited by examiner

Primary Examiner—Caron Veynar

Assistant Examiner—Kelley A Donnelly

(74) *Attorney, Agent, or Firm*—The Webb Law Firm

(57) **CLAIM**

The ornamental design for a cartridge, as shown and described.

DESCRIPTION

FIG. 1 is a bottom plan view of the cartridge;

FIG. 2 is a top plan view thereof;

FIG. 3 is a front elevational view thereof;

FIG. 4 is a right side elevational view thereof;

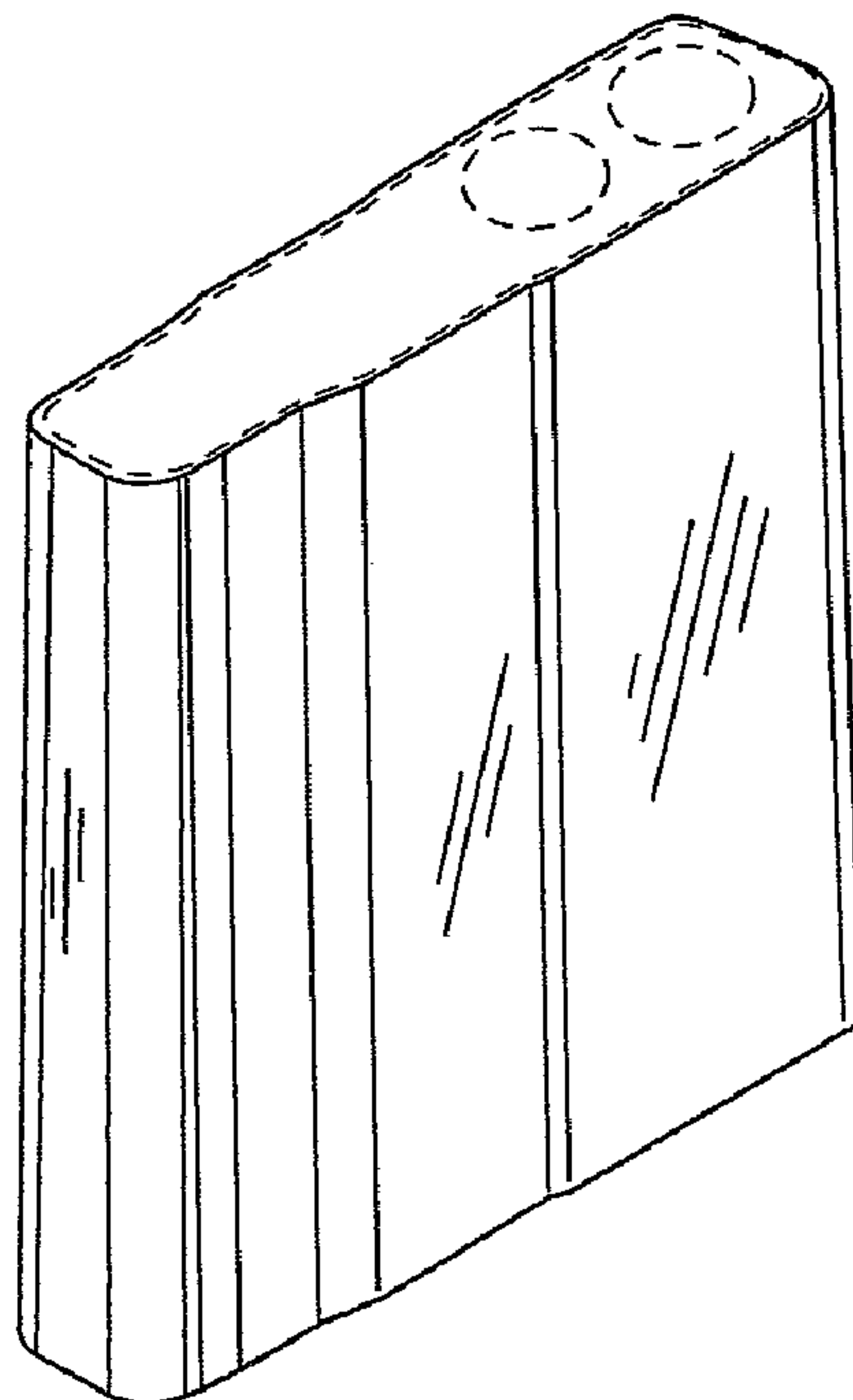
FIG. 5 is a left side elevational view thereof;

FIG. 6 is a rear elevational view thereof; and,

FIG. 7 is a top perspective view thereof.

The features shown in phantom do not form a part of the claimed design.

1 Claim, 7 Drawing Sheets



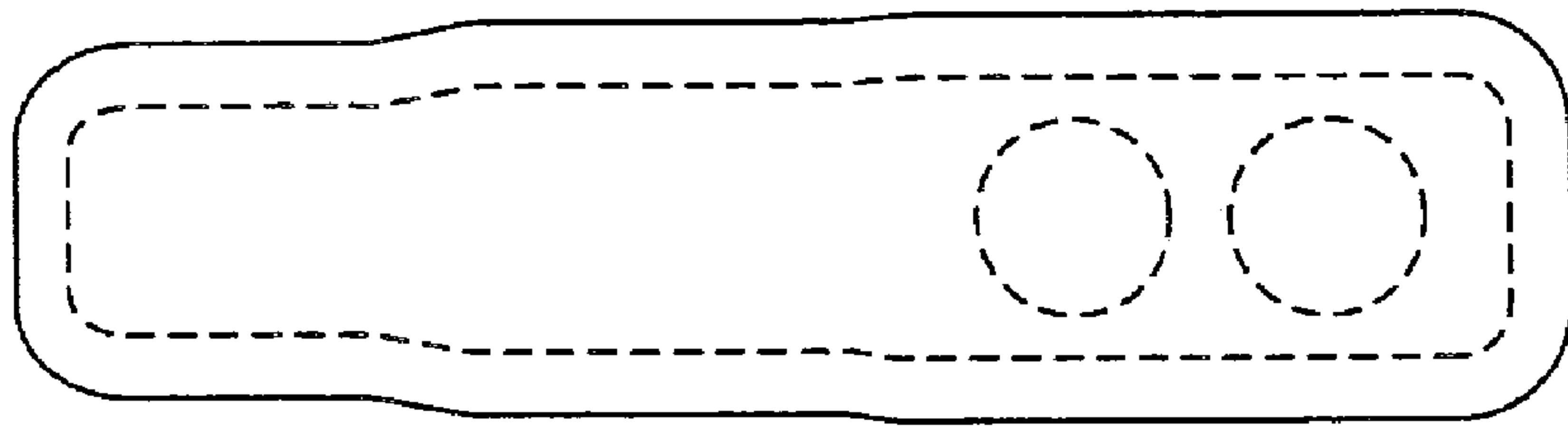


FIG. 1

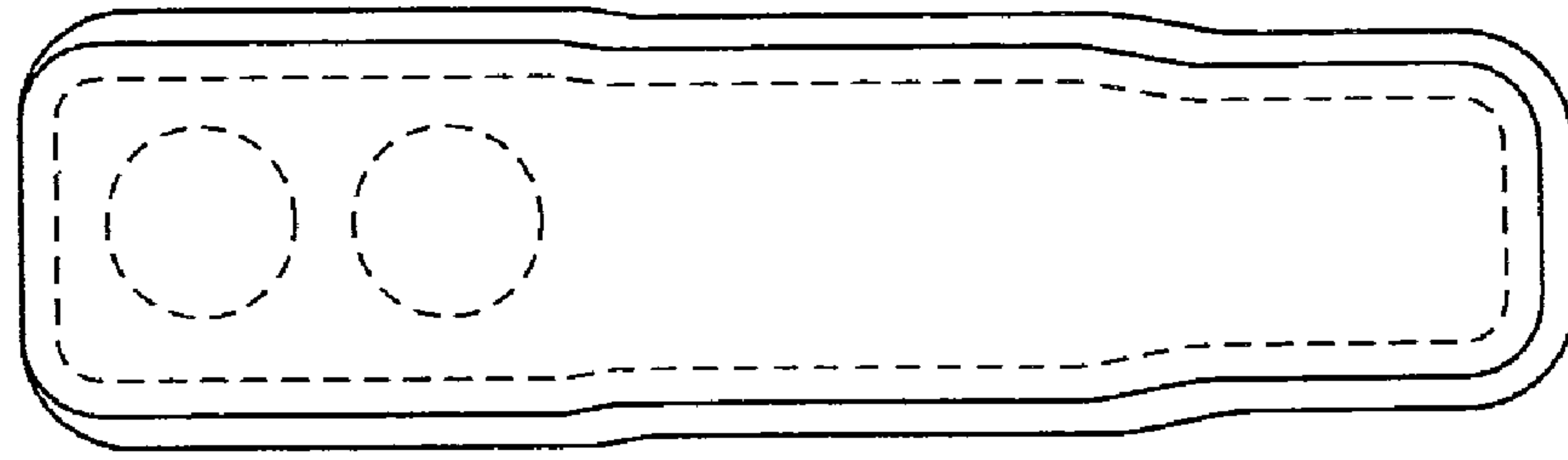


FIG. 2




FIG. 3



FIG. 4




FIG. 5

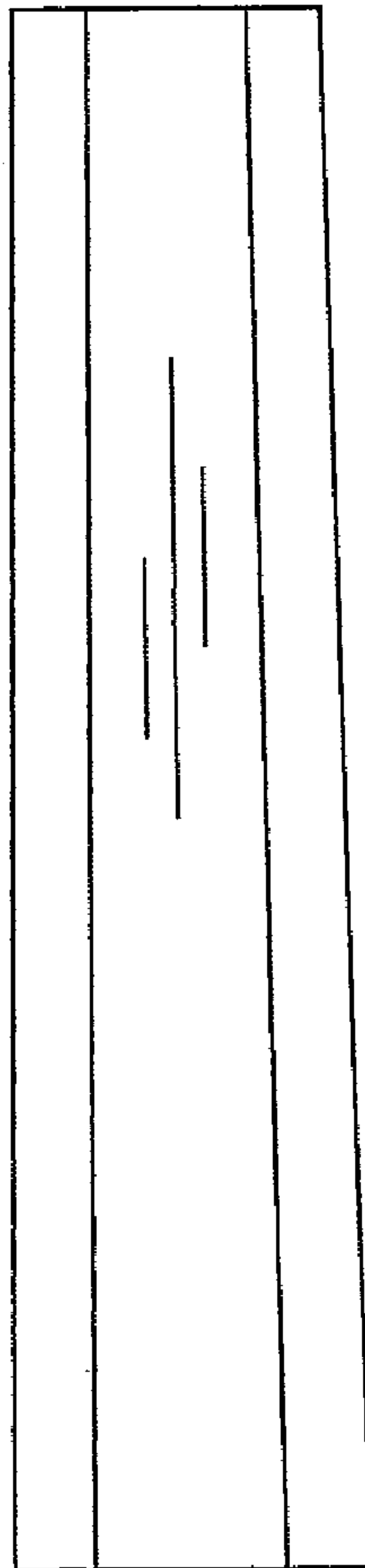


FIG. 6

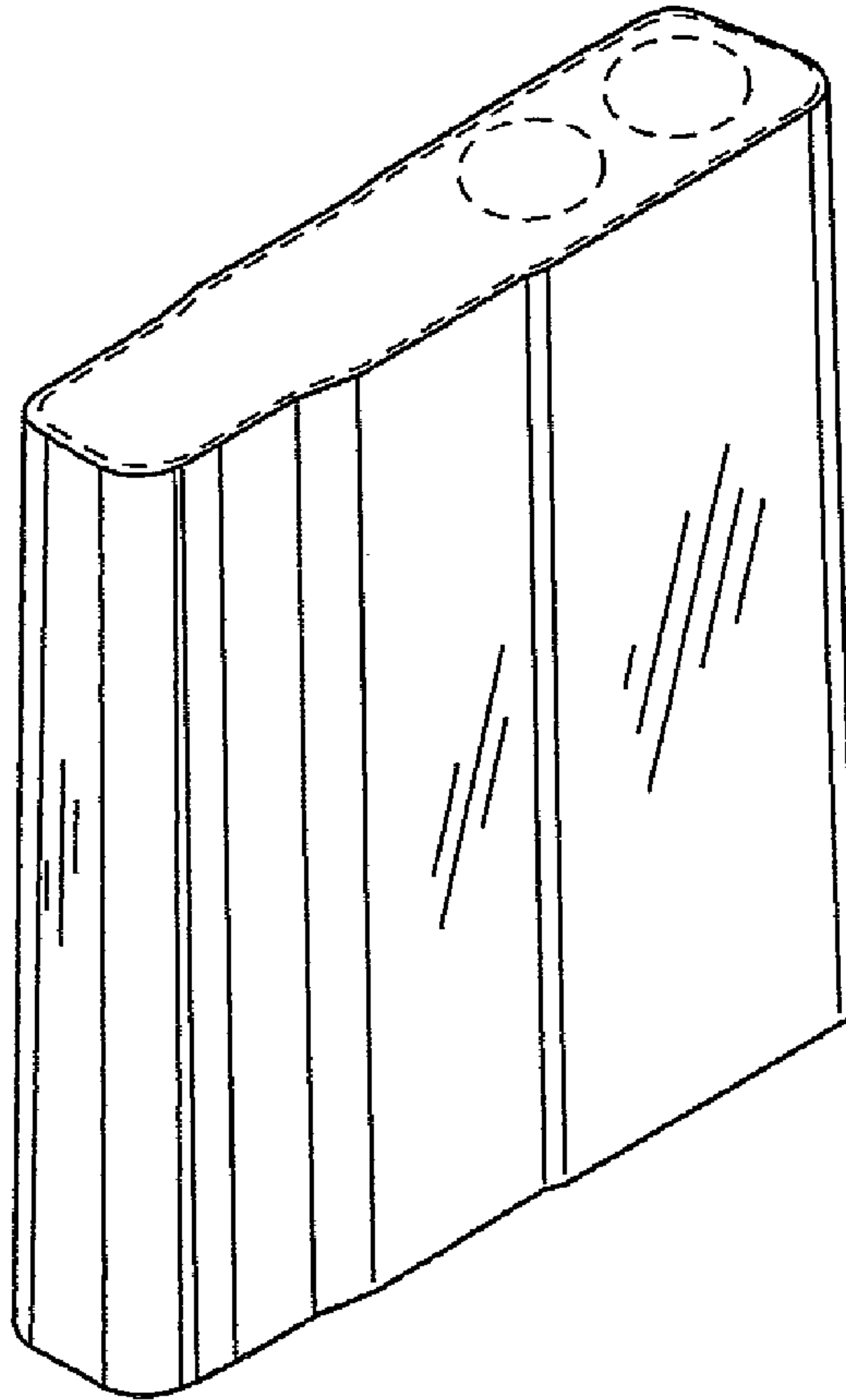


FIG. 7