



US00D610690S

(12) **United States Design Patent**  
**Tokumoto et al.**

(10) **Patent No.:** **US D610,690 S**  
(45) **Date of Patent:** **\*\* Feb. 23, 2010**

(54) **COMBINED MEDICAL PATCH AND PACKAGE**

(75) Inventors: **Seiji Tokumoto**, Tsukuba (JP); **Tetsuji Kuwahara**, Tsukuba (JP); **Toshiyuki Matsudo**, Tsukuba (JP)

(73) Assignee: **Hisamitsu Pharmaceutical Co., Inc.**  
(JP)

(\*\*) Term: **14 Years**

(21) Appl. No.: **29/325,325**

(22) Filed: **Sep. 29, 2008**

(30) **Foreign Application Priority Data**

Apr. 16, 2008 (JP) ..... D2008-009744  
Apr. 16, 2008 (JP) ..... D2008-009746

(51) **LOC (9) Cl.** ..... **24-04**

(52) **U.S. Cl.** ..... **D24/189**

(58) **Field of Classification Search** ..... D24/189;  
604/19, 20, 307, 304, 306; 602/41-59  
See application file for complete search history.

(56) **References Cited**

**U.S. PATENT DOCUMENTS**

D278,363	S *	4/1985	Schenkel et al.	.....	D24/189
4,573,996	A	3/1986	Kwiatek et al.		
5,037,381	A *	8/1991	Bock et al.	.....	604/20
5,250,023	A	10/1993	Lee et al.		
5,279,544	A *	1/1994	Gross et al.	.....	604/20
5,310,404	A	5/1994	Gyory et al.		
D352,782	S *	11/1994	Kirk et al.	.....	D24/189
D359,805	S *	6/1995	Mikler et al.	.....	D24/189
D359,807	S *	6/1995	Mikler et al.	.....	D24/189
D362,912	S *	10/1995	Albert	.....	D24/189
D366,702	S *	1/1996	Kirk et al.	.....	D24/189
D372,787	S *	8/1996	Dozier et al.	.....	D24/189
D377,529	S *	1/1997	Nyqvist-Mayer	.....	D24/189
D380,552	S *	7/1997	Frenkel et al.	.....	D24/189
5,820,622	A *	10/1998	Gross et al.	.....	604/890.1
6,071,508	A *	6/2000	Murdock	.....	424/78.12
6,190,367	B1 *	2/2001	Hall	.....	604/290

6,251,083	B1 *	6/2001	Yum et al.	.....	600/584
6,475,514	B1 *	11/2002	Blitzer et al.	.....	424/449
6,510,341	B1 *	1/2003	Kuribayashi et al.	.....	604/20

(Continued)

**FOREIGN PATENT DOCUMENTS**

EP 0 269 246 A2 6/1988

(Continued)

*Primary Examiner*—Holly H Baynham

*Assistant Examiner*—Michelle E Wilson

(74) *Attorney, Agent, or Firm*—Holland & Hart LLP

(57) **CLAIM**

The ornamental design for a combined medical patch and package, as shown and described.

**DESCRIPTION**

FIG. 1 is a front perspective view of the medical patch and package, showing our new design;

FIG. 2 is a rear perspective view of the design illustrated in FIG. 1;

FIG. 3 is a front plan view of the design illustrated in FIG. 1;

FIG. 4 is a rear plan view of the design illustrated in FIG. 1;

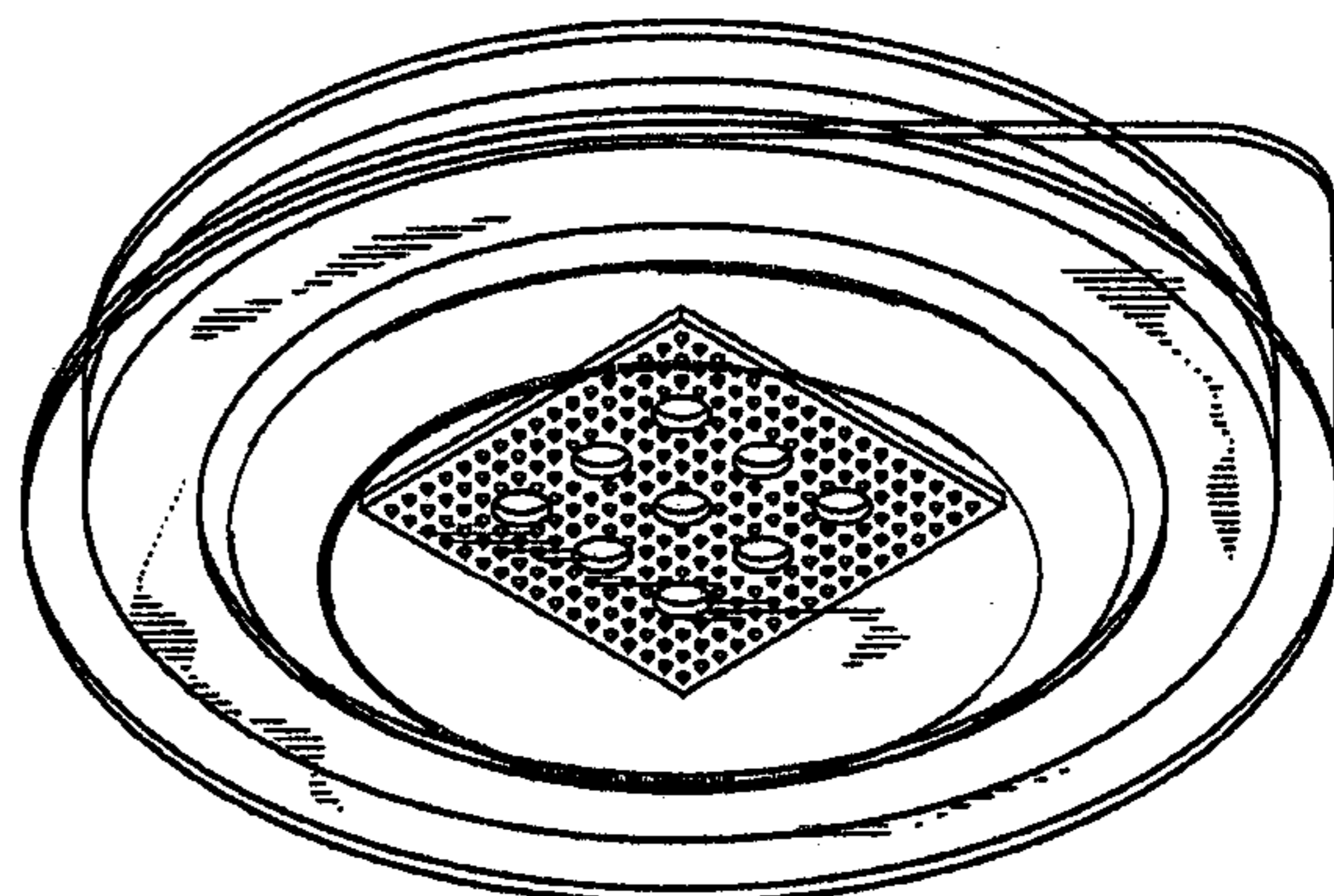
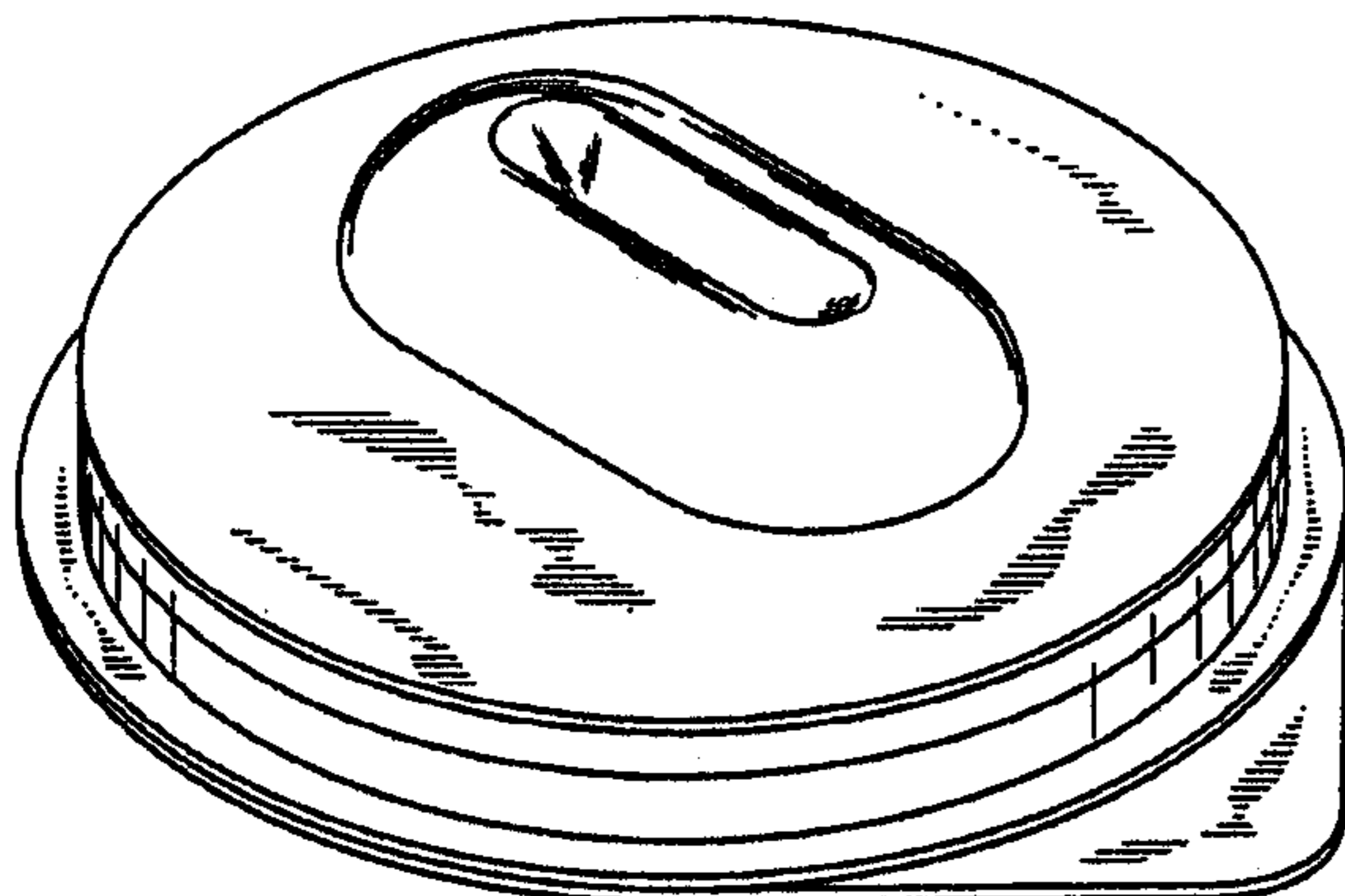
FIG. 5 is a top plan view of the design illustrated in FIG. 1;

FIG. 6 is a bottom plan view of the design illustrated in FIG. 1;

FIG. 7 is a right plan view of the design illustrated in FIG. 1; and,

FIG. 8 is a left plan view of the design illustrated in FIG. 1.

**1 Claim, 8 Drawing Sheets**



# US D610,690 S

Page 2

---

## U.S. PATENT DOCUMENTS

D477,086 S \* 7/2003 Tsuruda et al. .... D24/189  
6,656,147 B1 12/2003 Gertsek et al.  
D501,559 S \* 2/2005 Shaw et al. .... D24/189  
D501,926 S \* 2/2005 Shaw et al. .... D24/189  
7,047,070 B2 \* 5/2006 Wilkinson et al. .... 604/20  
7,115,108 B2 \* 10/2006 Wilkinson et al. .... 604/93.01  
7,184,826 B2 \* 2/2007 Cormier et al. .... 604/21  
7,250,037 B2 \* 7/2007 Shermer et al. .... 604/134  
D588,274 S \* 3/2009 Dent et al. .... D24/189

2003/0021835 A1\* 1/2003 Pagedas ..... 424/449  
2003/0045837 A1 3/2003 Delmore et al.  
2007/0250018 A1 10/2007 Adachi et al.

## FOREIGN PATENT DOCUMENTS

WO 2005063331 A1 7/2005  
WO 2006016647 A1 2/2006  
WO 2007091608 A1 8/2007

\* cited by examiner

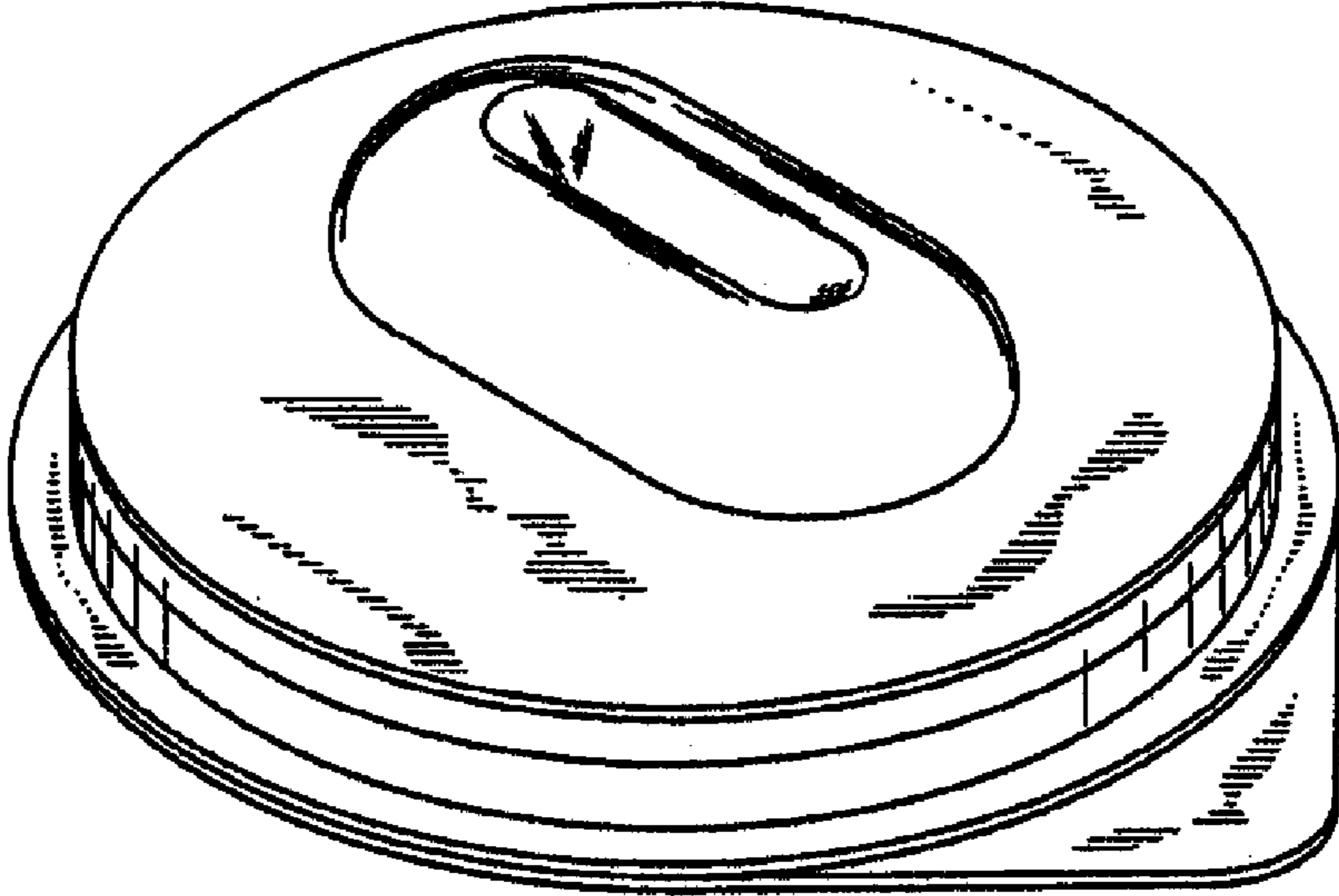


FIGURE 1

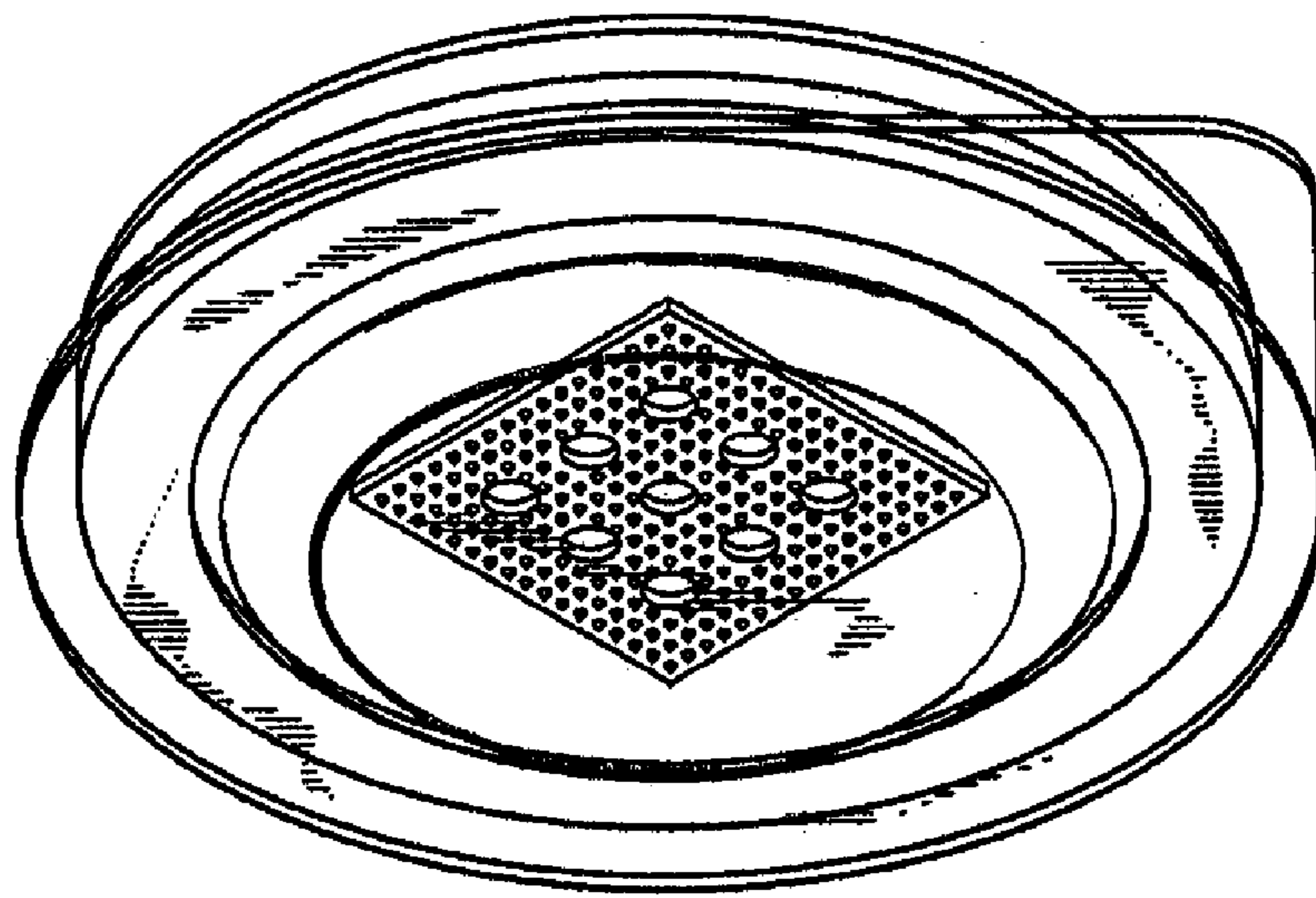


FIGURE 2




FIGURE 3



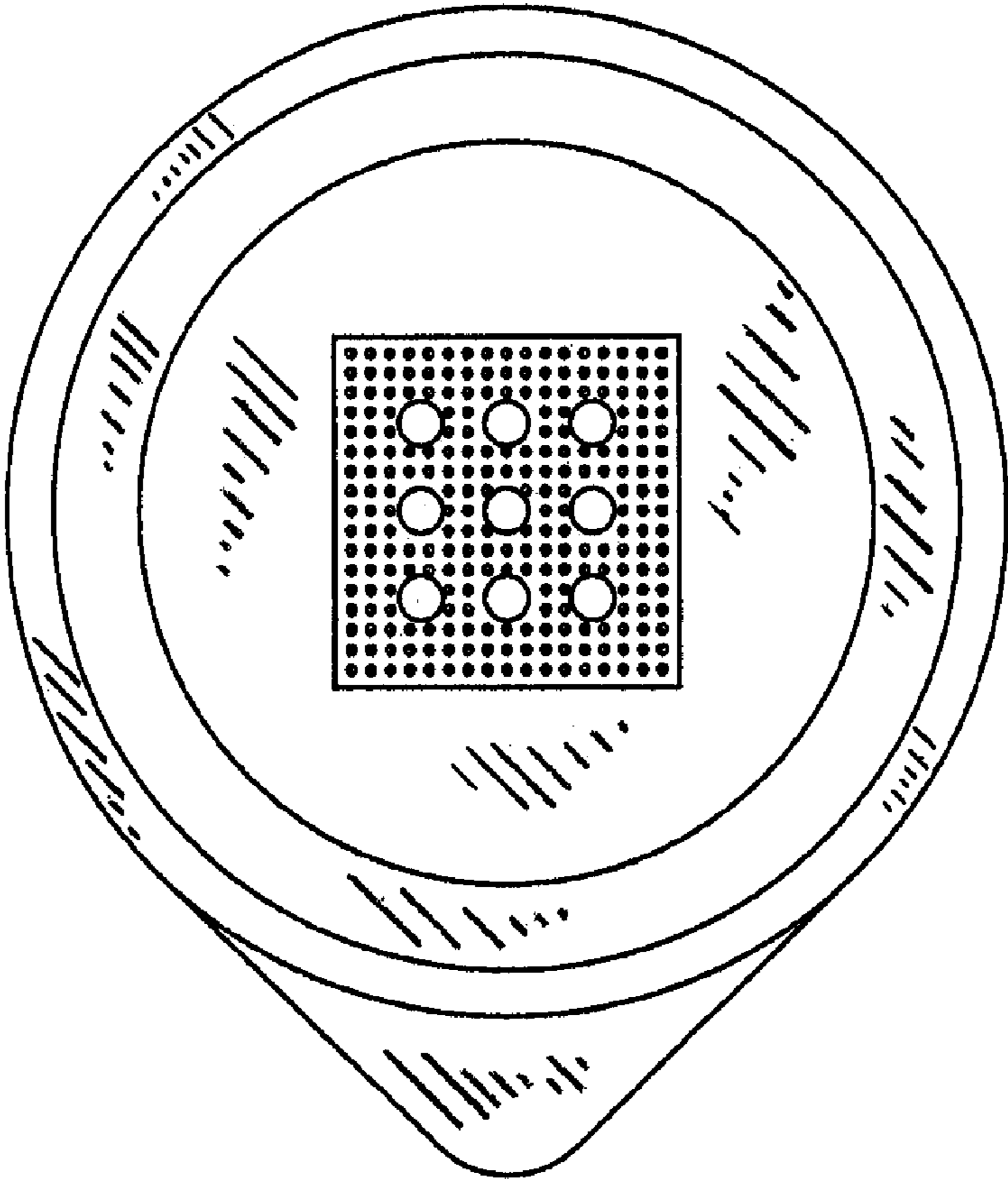


FIGURE 4

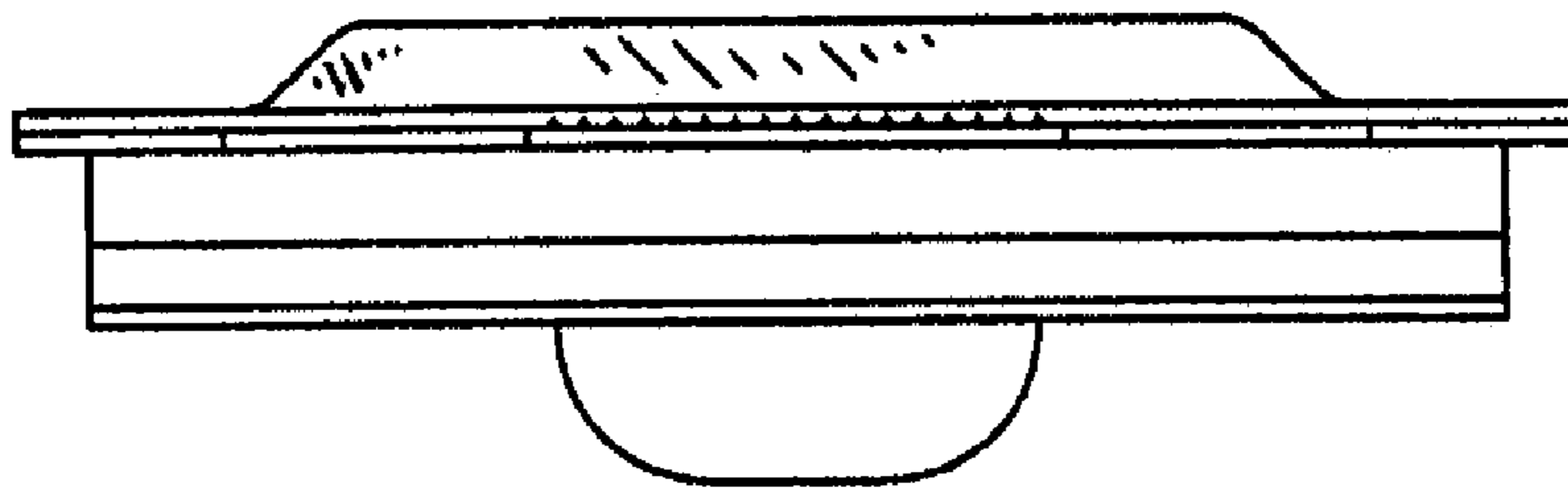


FIGURE 5

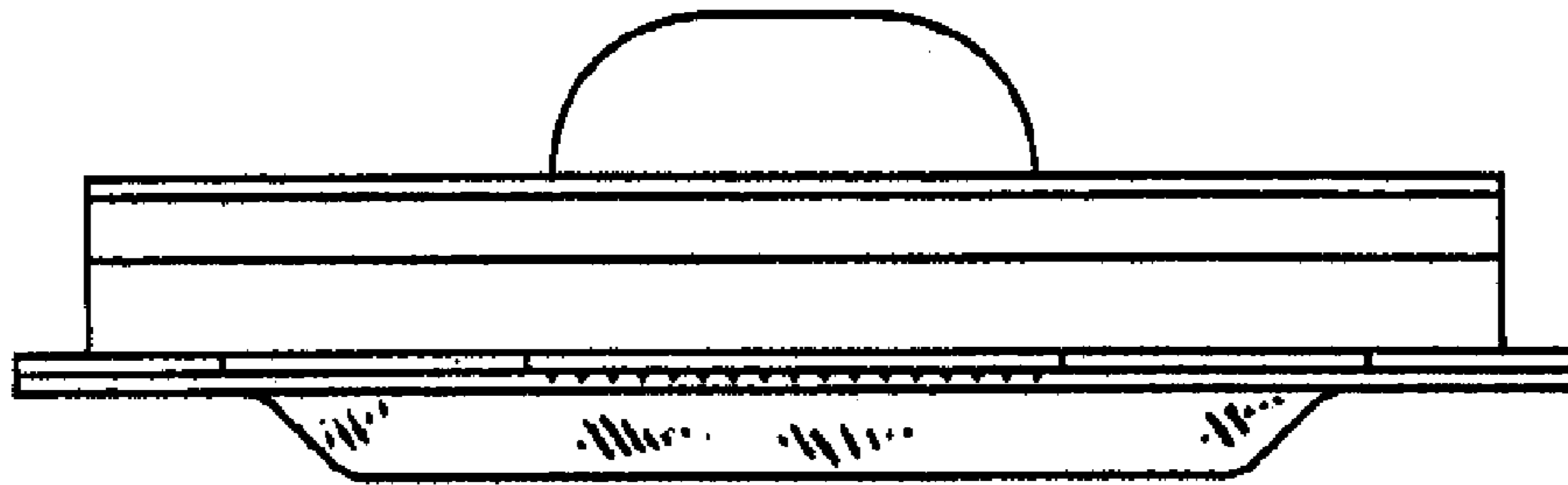


FIGURE 6



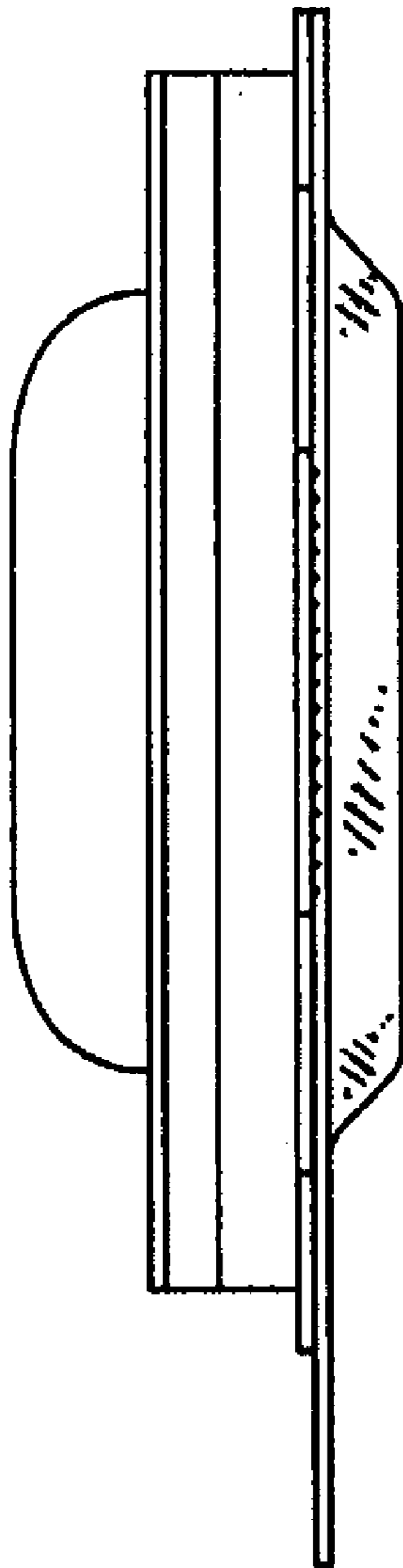


FIGURE 7




FIGURE 8