



US00D610683S

(12) **United States Design Patent**
Takashima

(10) **Patent No.:** **US D610,683 S**

(45) **Date of Patent:** **** Feb. 23, 2010**

(54) **HEMORRHOID TREATMENT DEVICE**

Primary Examiner—Charles A Rademaker

Assistant Examiner—Charles D Hanson

(76) **Inventor:** **Jiro Takashima**, 7203 Schiller, Houston,
TX (US) 77055

(74) *Attorney, Agent, or Firm*—Osha• Liang LLP

(**) **Term:** **14 Years**

(57) **CLAIM**

(21) **Appl. No.:** **29/334,000**

The ornamental design for a hemorrhoid treatment device, as shown and described.

(22) **Filed:** **Mar. 18, 2009**

DESCRIPTION

(51) **LOC (9) Cl.** **24-02**

FIG. 1 is a top view of the design according to the invention.

(52) **U.S. Cl.** **D24/141**

FIG. 2 is a left side view of the design according to the invention.

(58) **Field of Classification Search** D24/133,

D24/135, 141, 119, 187, 251; 600/29, 38–41;

606/197; 607/138; 601/18, 134–137

See application file for complete search history.

FIG. 3 is a front view of the design according to the invention.

FIG. 4 is a right side view of the design according to the invention; and,

(56) **References Cited**

FIG. 5 is a bottom view of the design according to the invention.

U.S. PATENT DOCUMENTS

4,241,912 A * 12/1980 Mercer et al. 482/91

4,583,542 A * 4/1986 Boyd 606/197

D414,871 S * 10/1999 Myers et al. D24/187

D447,563 S * 9/2001 Stein D24/135

D582,551 S * 12/2008 Takashima D24/141

D595,409 S * 6/2009 Takashima D24/141

The portions in dotted lines in the figures are for illustrative purposes only and, thus, do not constitute a part of the claimed design.

A rear view of the design according to the invention is a mirror image of the front view as shown in FIG. 3.

* cited by examiner

1 Claim, 1 Drawing Sheet

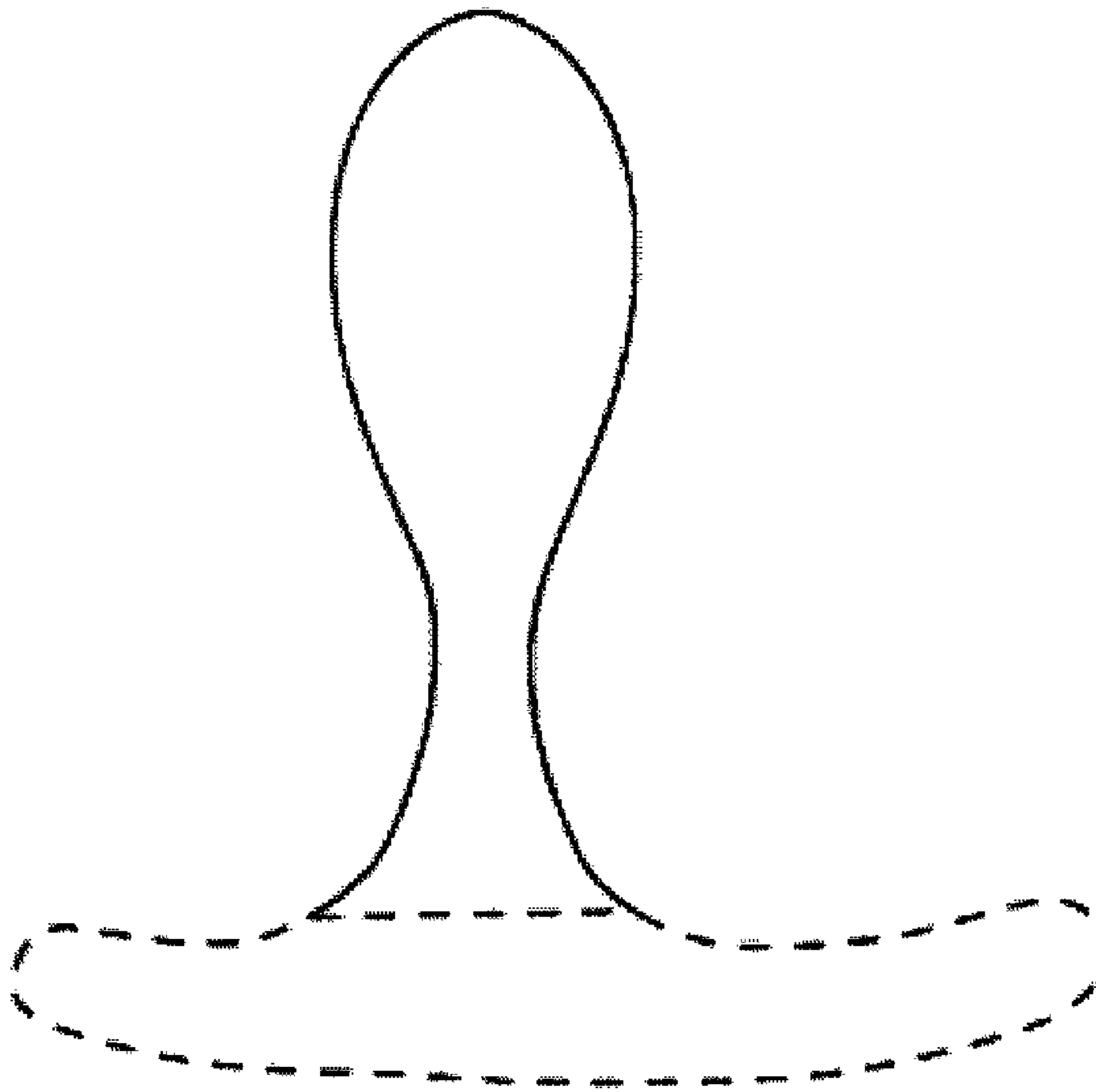




FIG. 1




FIG. 2

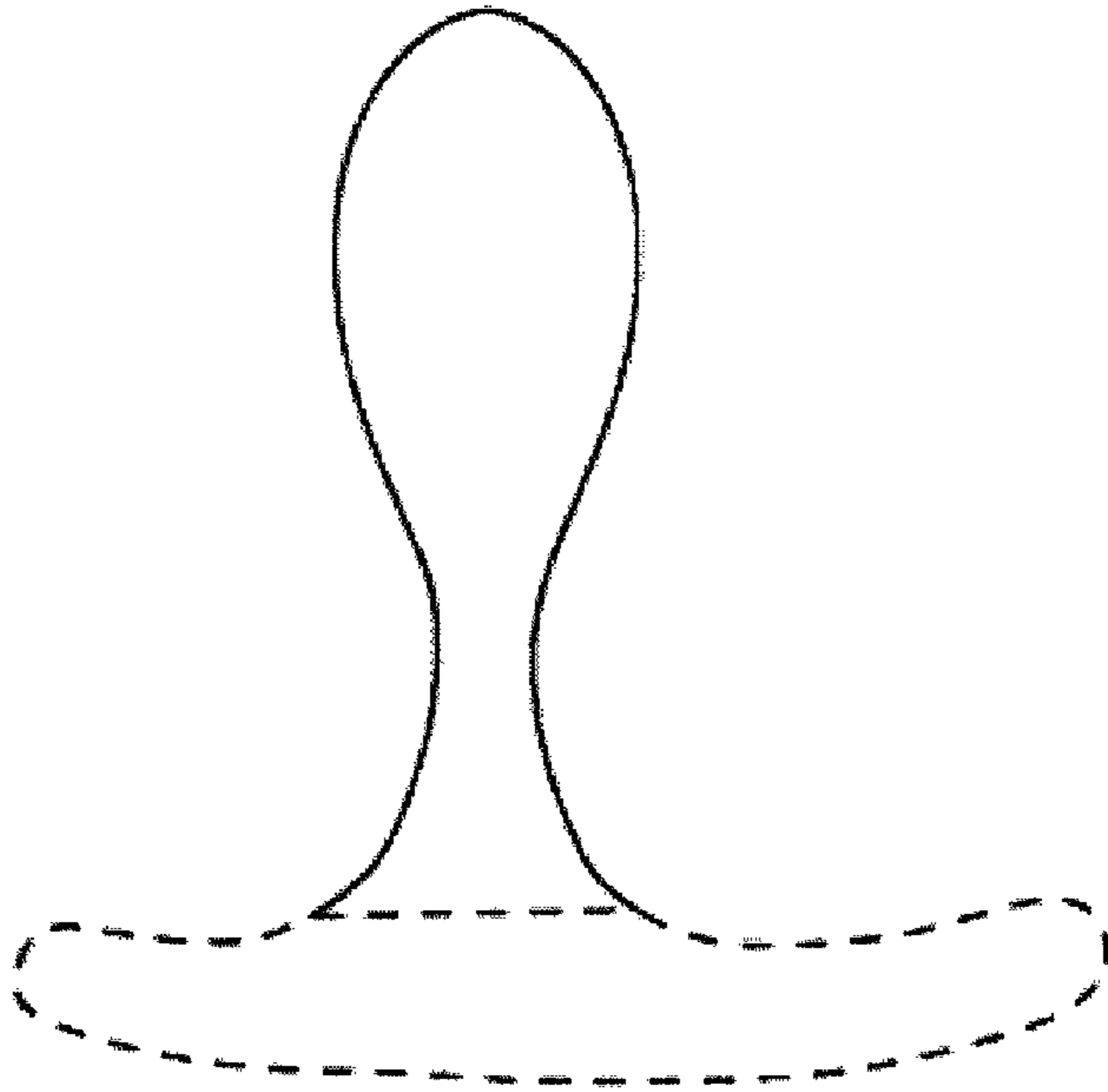


FIG. 3




FIG. 4



FIG. 5