



US00D610648S

(12) **United States Design Patent**
Saib

(10) **Patent No.:** **US D610,648 S**

(45) **Date of Patent:** **** Feb. 23, 2010**

(54) **FISHING LURE**

(76) **Inventor:** **Norman Saib**, 573 SW. Feldman Ave.,
Port St. Lucie, FL (US) 34953

(**) **Term:** **14 Years**

(21) **Appl. No.:** **29/339,519**

(22) **Filed:** **Jul. 1, 2009**

(51) **LOC (9) Cl.** **22-05**

(52) **U.S. Cl.** **D22/127**

(58) **Field of Classification Search** D22/125-133;
43/42.08, 42.36, 42.37, 42.47, 42.34, 42.29,
43/42.35, 42.45, 42.48, 42.41, 42.31, 42.05

See application file for complete search history.

(56) **References Cited**

U.S. PATENT DOCUMENTS

D241,746 S	*	10/1976	Bain	D22/127
3,983,656 A	*	10/1976	Bain	43/42.31
D461,218 S	*	8/2002	Bambacigno	D22/126
D466,180 S	*	11/2002	Bambacigno	D22/126

* cited by examiner

Primary Examiner—Catherine R Oliver
(74) *Attorney, Agent, or Firm*—Gold & Rizvi, P.A.; Glenn E. Gold; H. John Rizvi

(57) **CLAIM**

I claim the ornamental design for a fishing lure, as shown and described.

DESCRIPTION

FIG. 1 is a perspective view of the fishing lure showing my new design in use, including a fishing line, a fishing hook, and optional fringe, wherein the phantom lines illustrating the fishing line, the fishing hook, and the optional fringe do not form any part of the design;

FIG. 2 is a perspective top, front view of the fishing lure;

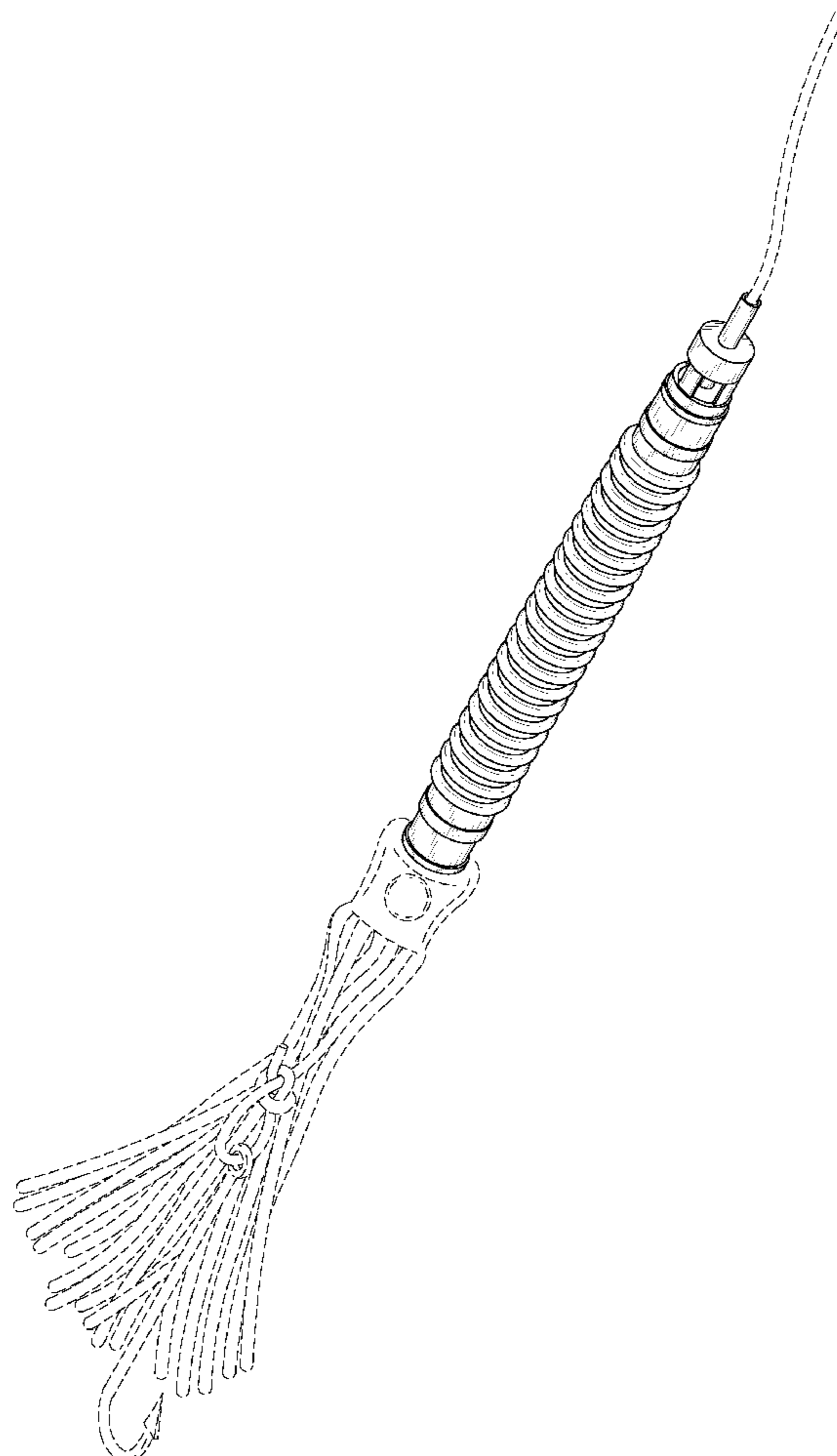
FIG. 3 is a first side view thereof;

FIG. 4 is a second side view thereof, being rotated about a longitudinal axis at 45 degrees from the first view;

FIG. 5 is a front view thereof; and,

FIG. 6 is a rear view thereof.

1 Claim, 3 Drawing Sheets



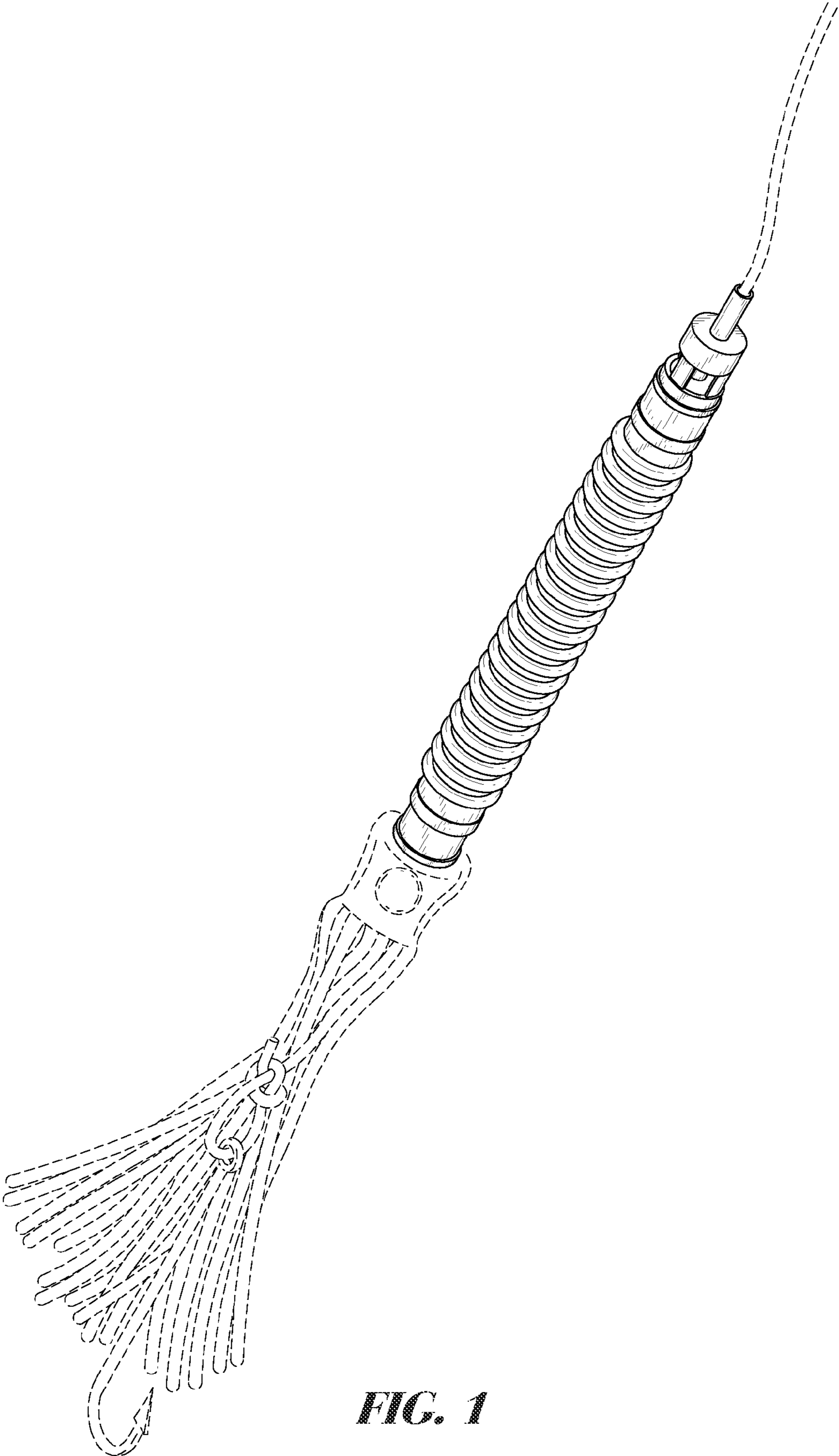


FIG. 1

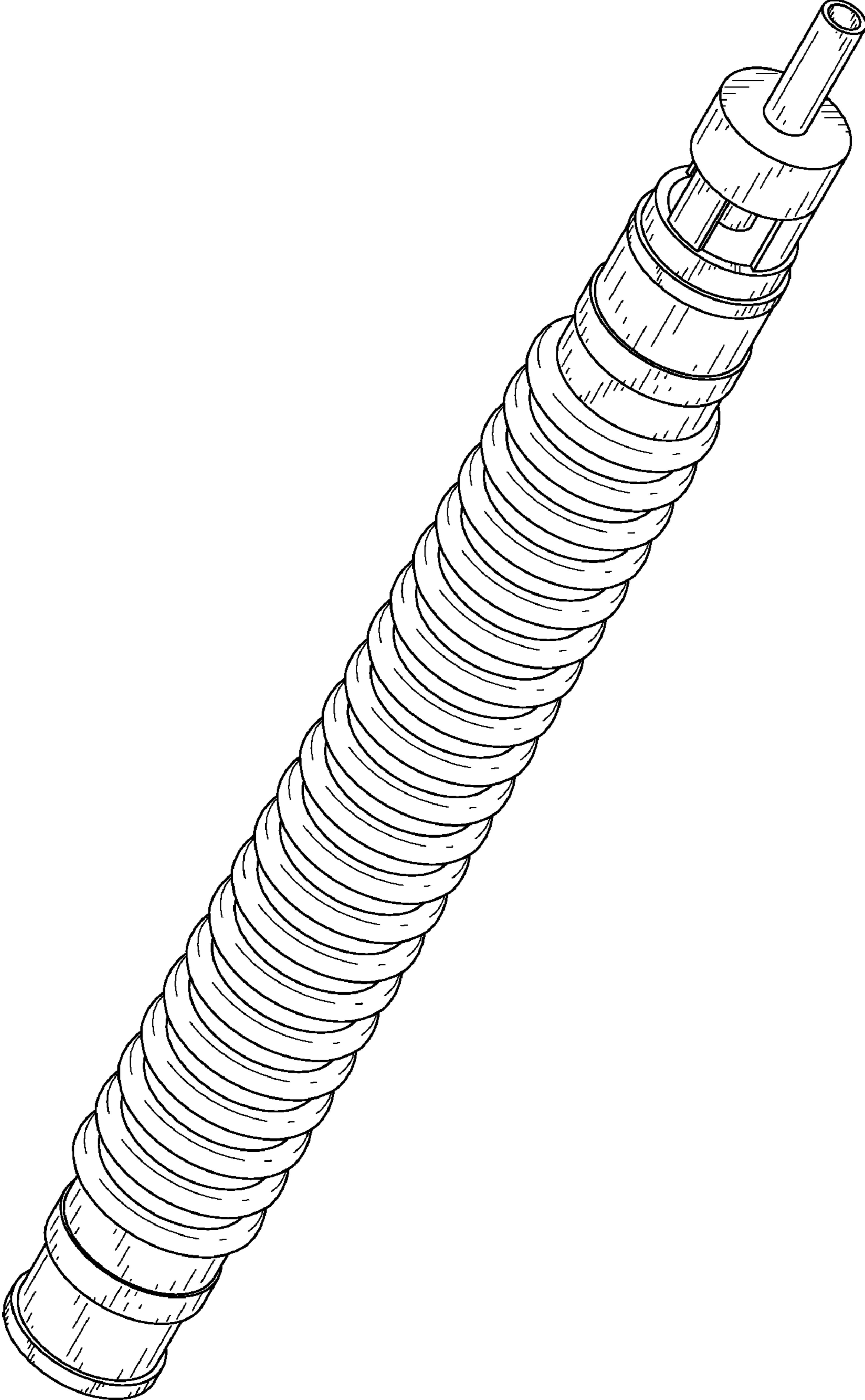


FIG. 2

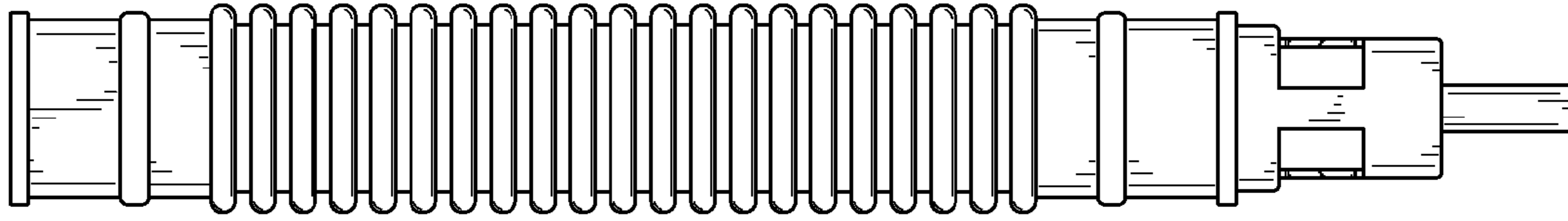


FIG. 3

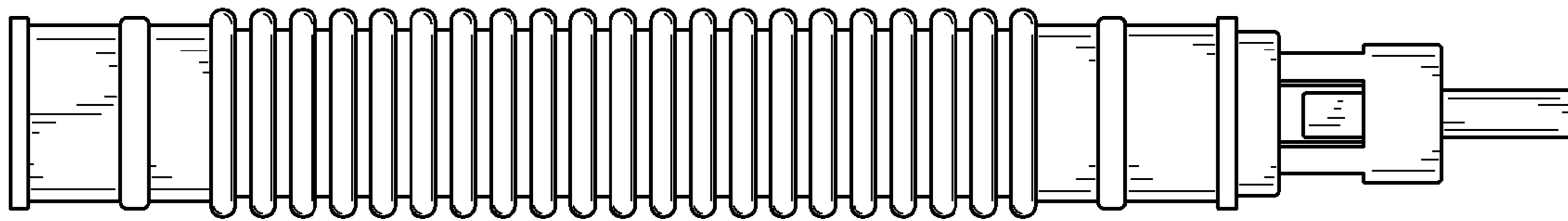


FIG. 4

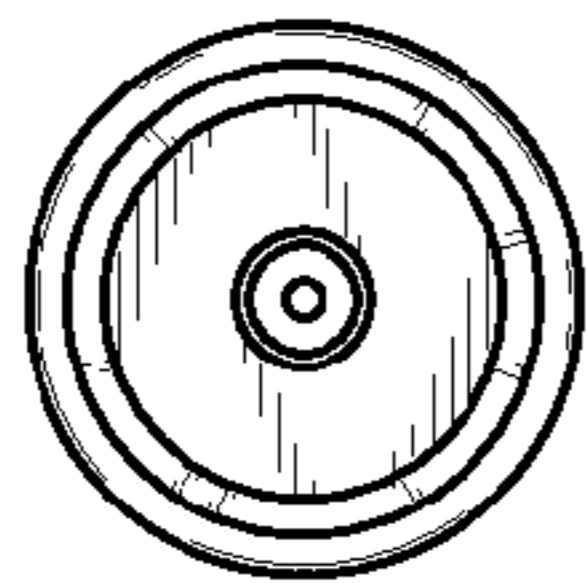


FIG. 5

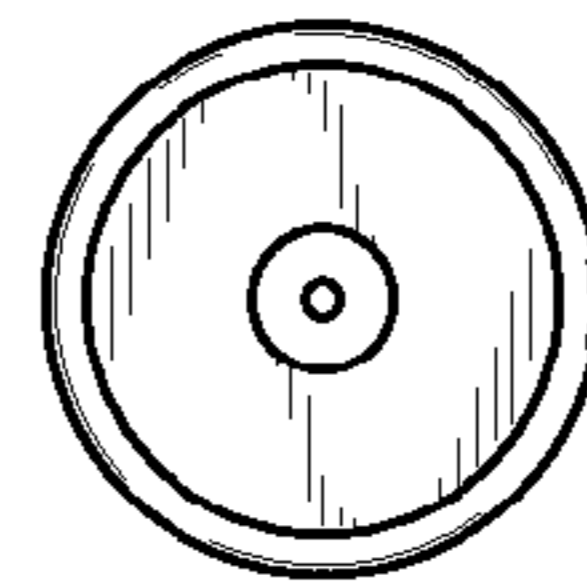


FIG. 6