



US00D610638S

(12) **United States Design Patent**  
**Friess et al.**

(10) **Patent No.:** **US D610,638 S**  
(45) **Date of Patent:** **\*\* Feb. 23, 2010**

(54) **EXERCISE PLATFORM**

(76) Inventors: **John Friess**, 4425 N. Houghton St.,  
Portland, OR (US) 97203; **Chris**  
**Gunson**, 1917 Lakeview Dr., Eugene,  
OR (US) 97408; **Robert Montgomery**,  
1484 Wiltsey Rd., Salem, OR (US)  
97408

(\*\*) Term: **14 Years**

(21) Appl. No.: **29/324,516**

(22) Filed: **Sep. 12, 2008**

(51) **LOC (9) Cl.** ..... **21-02**

(52) **U.S. Cl.** ..... **D21/686; D21/690**

(58) **Field of Classification Search** ..... D21/662,  
D21/686, 690, 694, 673, 676; 482/121, 129,  
482/138, 142

See application file for complete search history.

(56) **References Cited**

**U.S. PATENT DOCUMENTS**

1,518,361	A	12/1924	Ruden	
2,097,273	A	10/1937	Feist	
3,664,666	A	5/1972	Lloyd	
4,089,520	A	5/1978	Ozbey et al.	
4,333,638	A *	6/1982	Gillotti	5/613
4,478,413	A	10/1984	Siwula	
4,984,785	A	1/1991	Wilkinson	
D355,458	S *	2/1995	Chen	D21/673
5,454,771	A	10/1995	Wilson-Hyde	
5,474,509	A	12/1995	Hodgdon	
5,514,057	A	5/1996	Ciolino	
D371,177	S *	6/1996	Efobi	D21/687
5,540,642	A *	7/1996	Sprague	482/123
5,974,979	A *	11/1999	Grady et al.	108/36
6,000,346	A *	12/1999	Pajerski et al.	108/158.11
6,299,569	B1 *	10/2001	Rich	482/123
D482,748	S *	11/2003	Flynt	D21/692
6,705,234	B1 *	3/2004	Miller et al.	108/36

6,908,417	B2 *	6/2005	Jackson	482/52
D533,667	S *	12/2006	Roleder	D24/183
7,431,681	B1 *	10/2008	St. Cyr	482/121

\* cited by examiner

*Primary Examiner*—Philip S Hyder  
*Assistant Examiner*—Roselynn Cody  
(74) *Attorney, Agent, or Firm*—Law Office of Karen Dana  
Oster, LLC

(57) **CLAIM**

We claim the ornamental design for an exercise platform, as shown and described.

**DESCRIPTION**

FIG. 1 is an isometric view of the bottom of an exercise platform showing our new design in an open position, the unclaimed legs being shown deployed.

FIG. 2 is a top plan view of the exercise platform in the open position.

FIG. 3 is a bottom plan view of the exercise platform in the open position, the unclaimed legs being shown un-deployed.

FIG. 4 is a front view of the exercise platform in the open position with unclaimed legs deployed.

FIG. 5 is a back plan view of the exercise platform in the open position with unclaimed legs un-deployed.

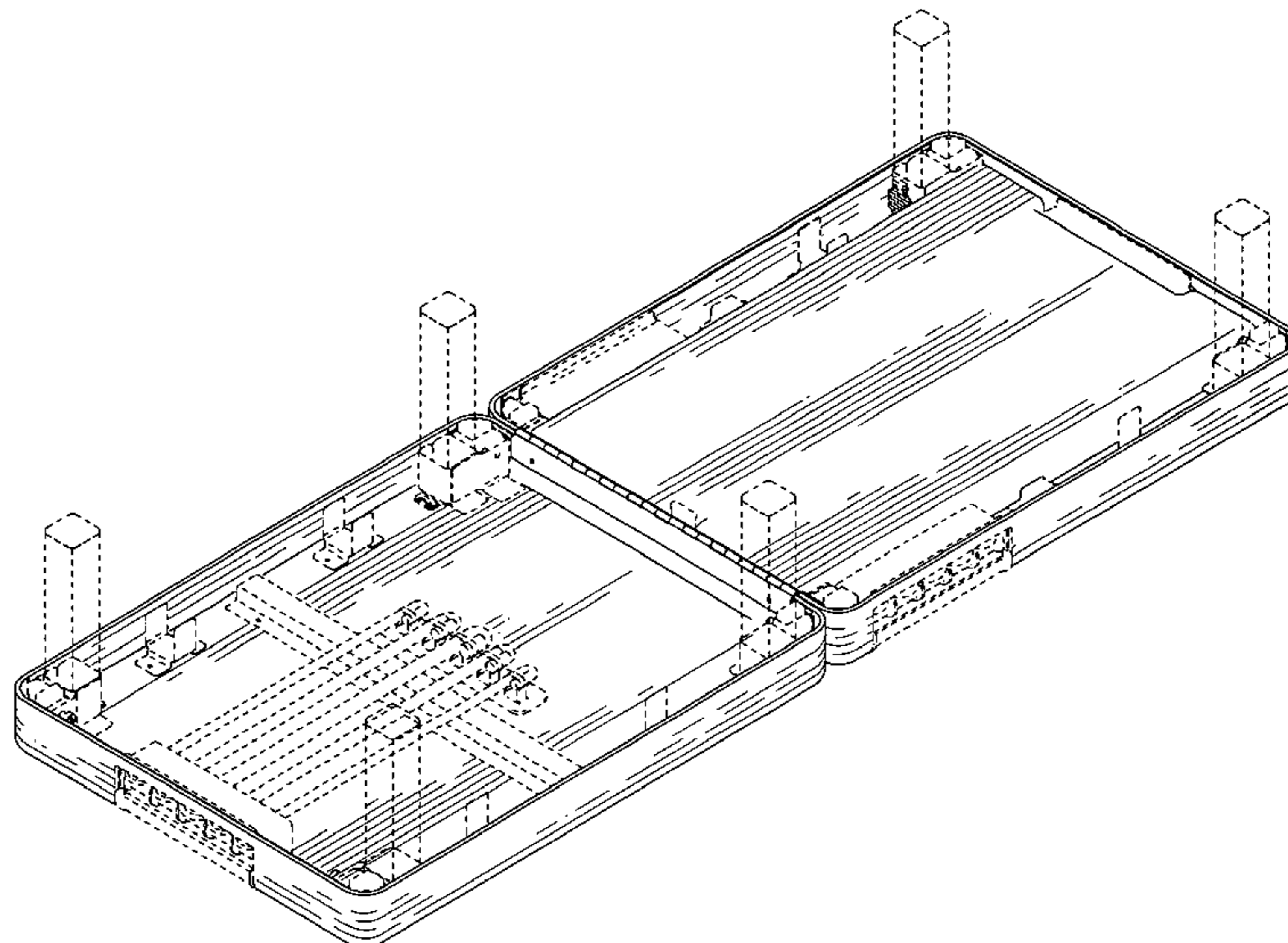
FIG. 6 is a first end view of the exercise platform in the open position with unclaimed legs deployed;

FIG. 7 is a second end view of the exercise platform in the open position with unclaimed legs un-deployed; and,

FIG. 8 is an isometric view of the exercise platform in a closed position.

The broken line depictions of the legs, resistance bands, internal framework, and other structure are included for environmental purposes and form no part of the claimed design.

**1 Claim, 6 Drawing Sheets**



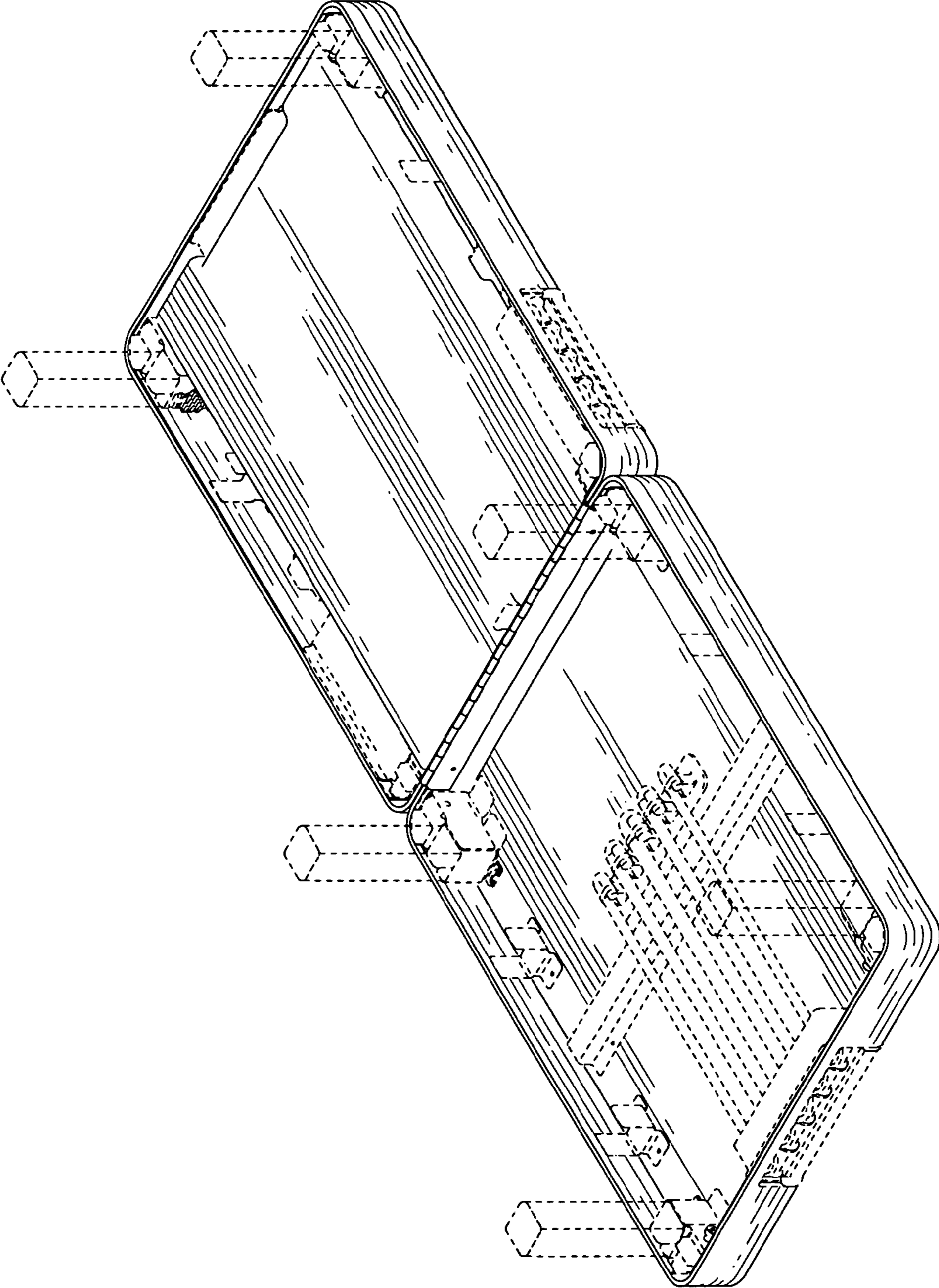


FIG. 1




FIG. 2

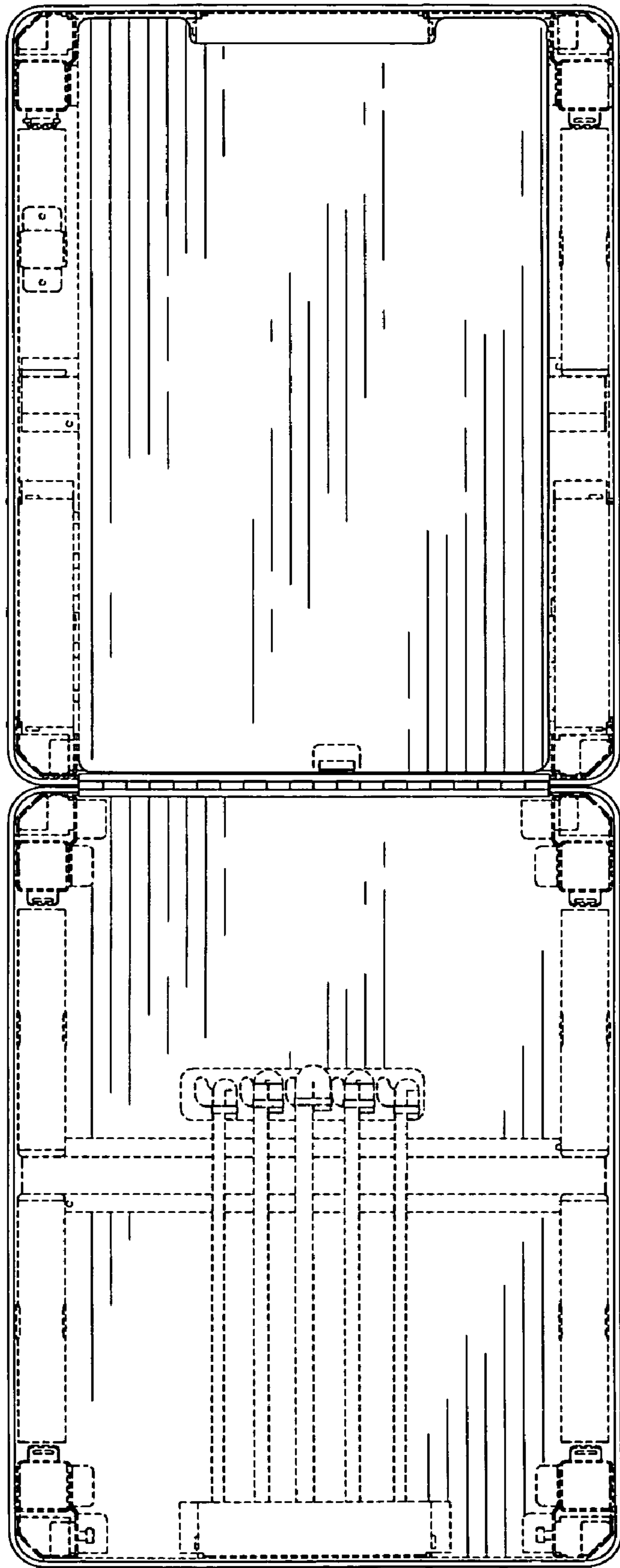


FIG. 3

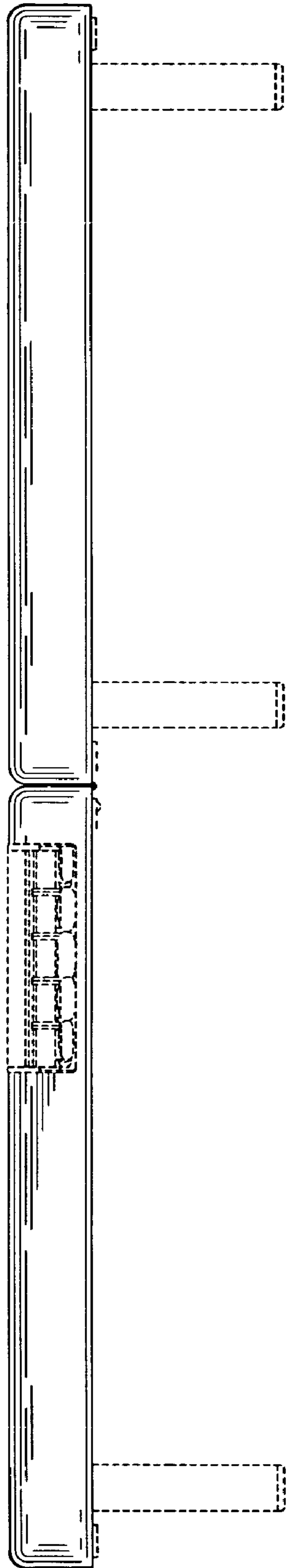


FIG. 4

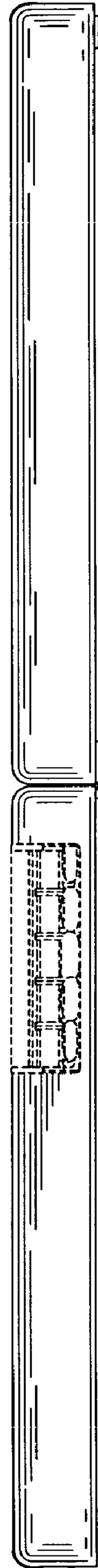


FIG. 5



FIG. 7

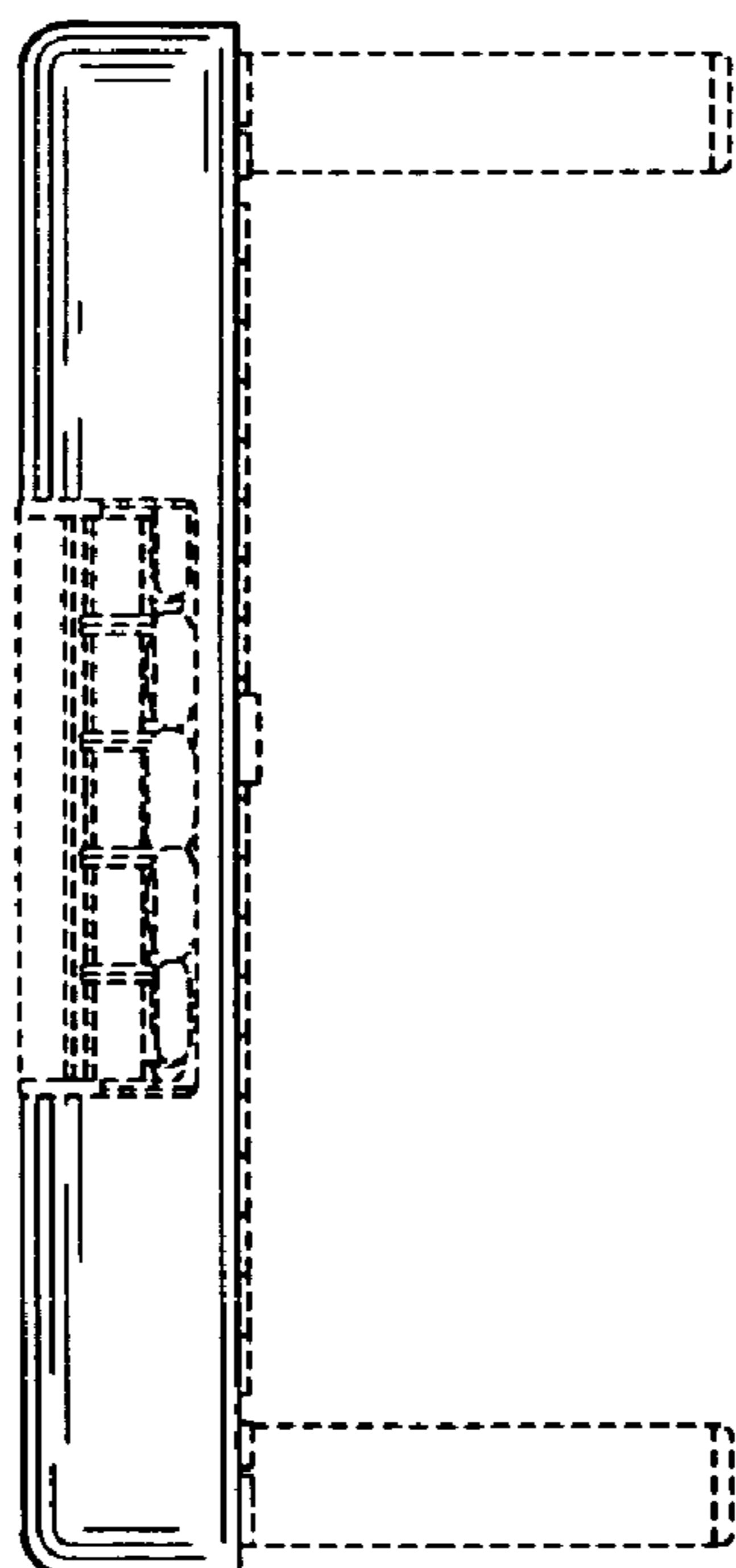


FIG. 6

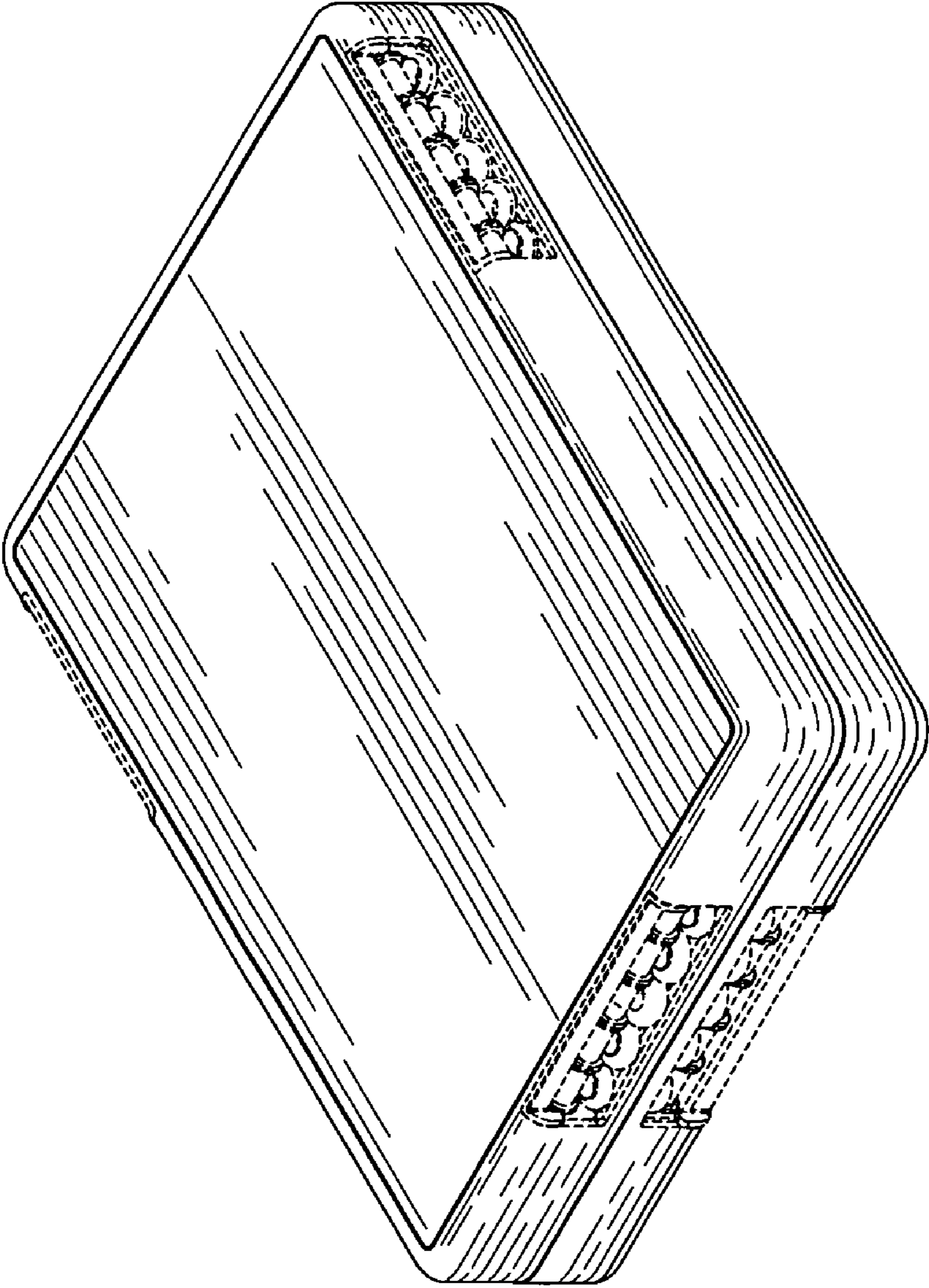


FIG. 8