



US00D610637S

(12) **United States Design Patent**
Ford

(10) **Patent No.:** **US D610,637 S**

(45) **Date of Patent:** **** Feb. 23, 2010**

(54) **HAND HELD EXERCISER**

(76) Inventor: **Robert A. Ford**, 18 Constitution Blvd.,
New Castle, DE (US) 19720

(**) Term: **14 Years**

(21) Appl. No.: **29/334,288**

(22) Filed: **Mar. 24, 2009**

(51) **LOC (9) Cl.** **21-02**

(52) **U.S. Cl.** **D21/684**

(58) **Field of Classification Search** D21/662,
D21/684, 680, 681, 692, 694; 482/44, 45,
482/46, 114, 115, 148

See application file for complete search history.

(56) **References Cited**

U.S. PATENT DOCUMENTS

3,084,547	A *	4/1963	Nielsen	482/49
3,211,453	A *	10/1965	Elbert	482/46
3,764,131	A *	10/1973	Rooks	482/46
3,830,493	A *	8/1974	Miller	482/46
D274,925	S *	7/1984	Holcomb	D21/684
4,591,151	A *	5/1986	Hensley	482/126
D285,329	S *	8/1986	Boettger, Jr.	D21/684
4,643,417	A *	2/1987	Nieman	482/46
D313,827	S *	1/1991	Smith	D21/684
5,244,442	A *	9/1993	Schill	482/45

D358,856	S *	5/1995	Boettger, Jr.	D21/684
D428,946	S *	8/2000	Boorstein	D21/679
D451,564	S *	12/2001	Dean	D21/684

* cited by examiner

Primary Examiner—Philip S Hyder

Assistant Examiner—Susan E Krakower

(74) *Attorney, Agent, or Firm*—QuickPatents, Inc.; Kevin Prince

(57) **CLAIM**

I claim the ornamental design for a hand-held exerciser, as shown and described.

DESCRIPTION

FIG. 1 is a perspective view of a hand-held exerciser, showing my new design;

FIG. 2 is a front elevational view thereof;

FIG. 3 is a rear elevational view thereof;

FIG. 4 is a top plan view thereof;


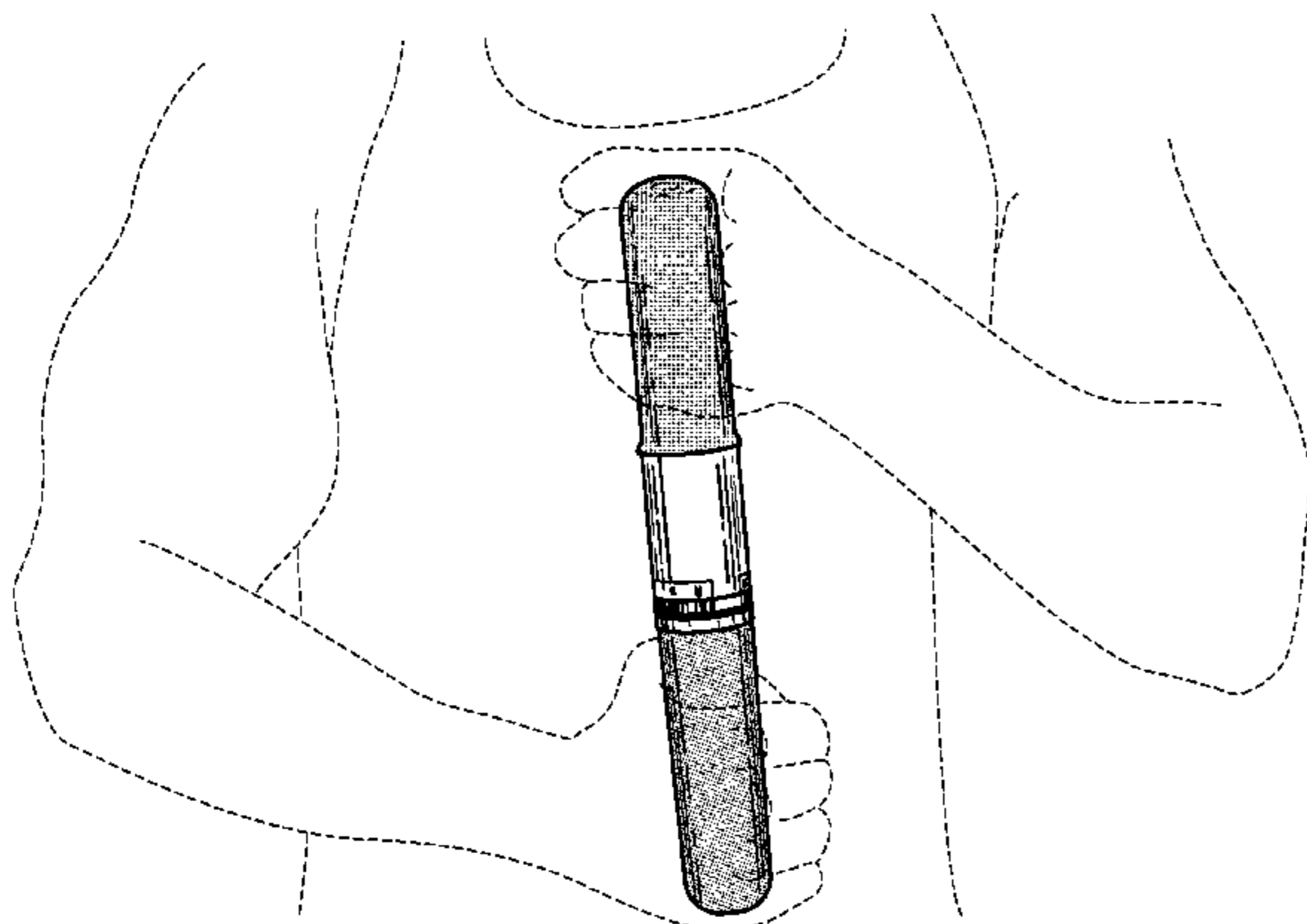
FIG. 5 is a bottom plan view thereof;

FIG. 6 is a left-side elevational view thereof; and,

FIG. 7 is a right-side elevational view thereof.

The broken lines showing a person in FIG. 1 illustrate environmental structure and form no part of the claimed design.

1 Claim, 2 Drawing Sheets



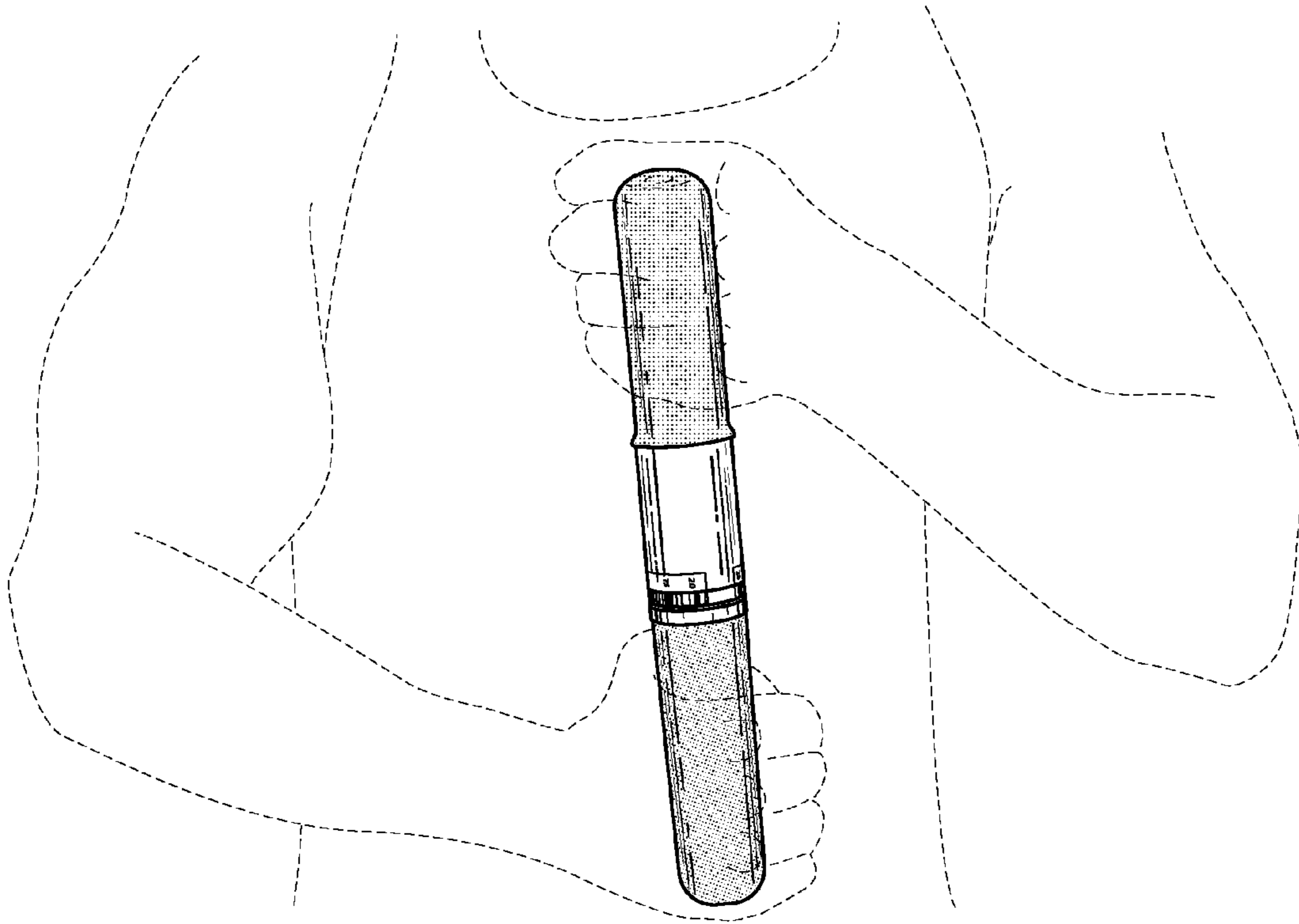


FIG. 1

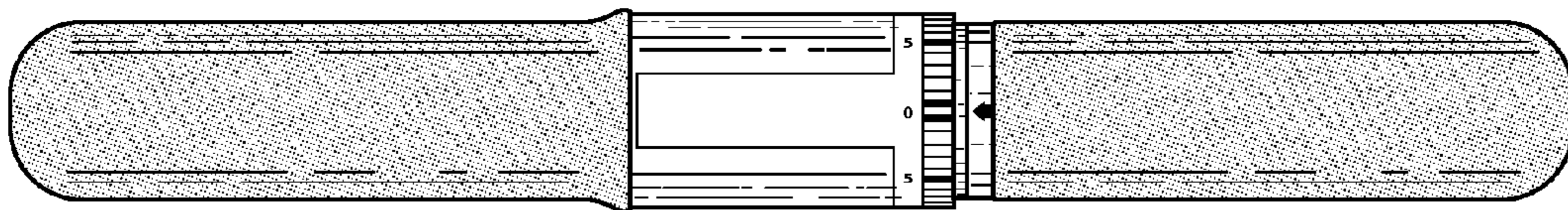


FIG. 2

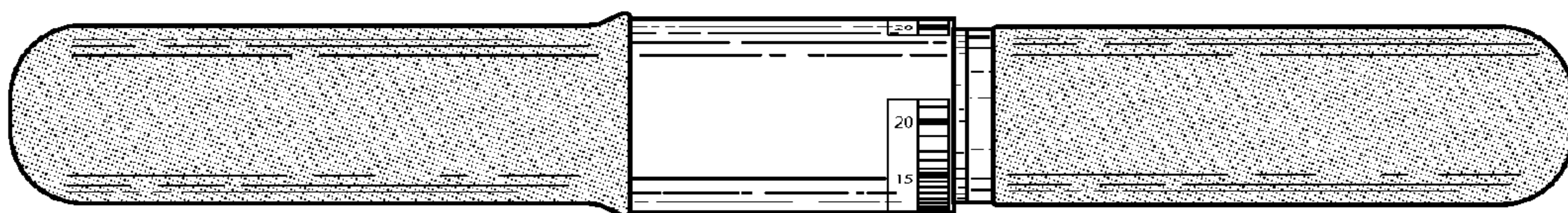


FIG. 3

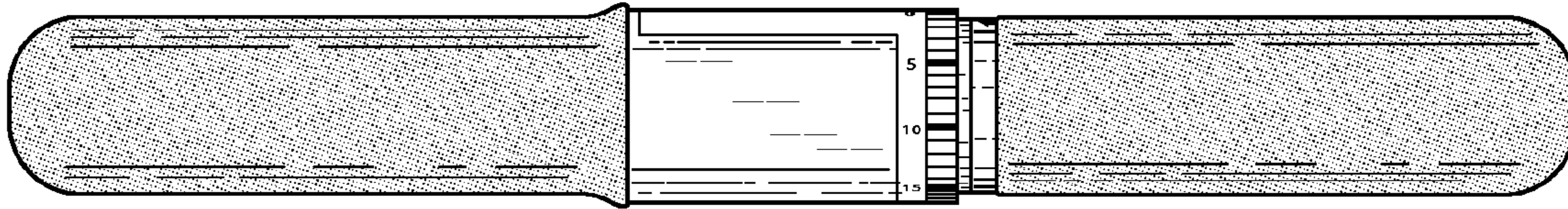


FIG. 4

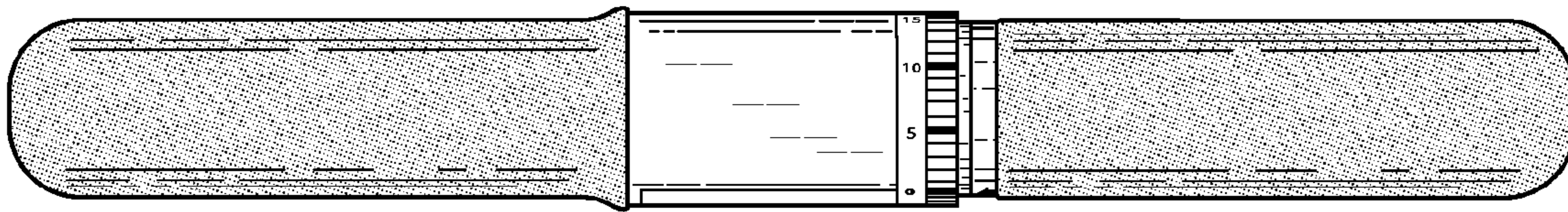


FIG. 5

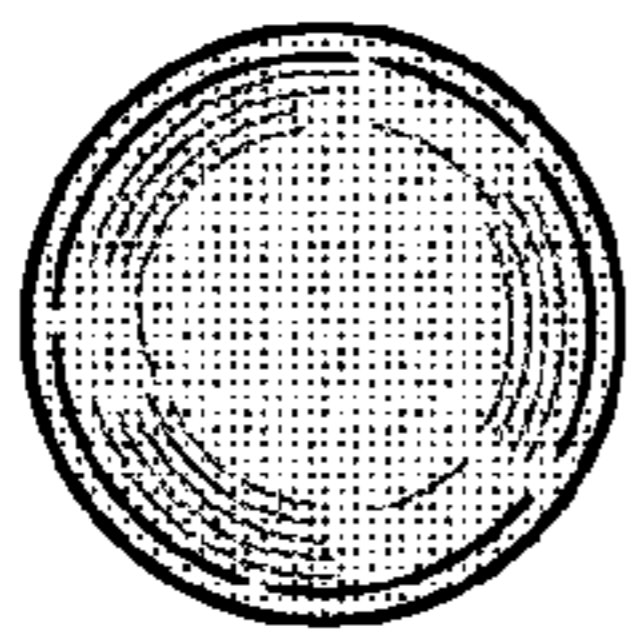


FIG. 6

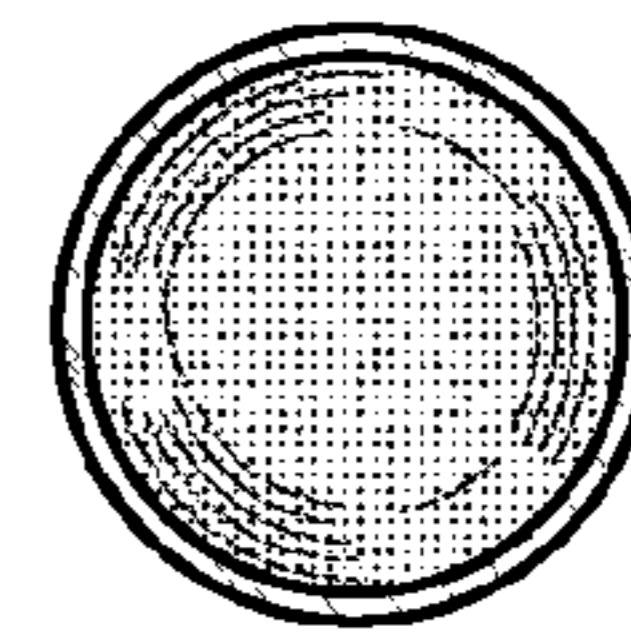


FIG. 7