



US00D610618S

(12) **United States Design Patent**
Cacioppo et al.

(10) **Patent No.:** **US D610,618 S**
(45) **Date of Patent:** **** Feb. 23, 2010**

(54) **ERASER**

7,180,509 B2 2/2007 Ferngard et al. 345/179
7,239,306 B2 7/2007 Fahraeus 345/179

(75) Inventors: **Christopher M. Cacioppo**, Somerville, MA (US); **Hector Padilla**, Chelsea, MA (US); **Rick Burnham**, Gloucester, MA (US); **Dan DeOreo**, Manchester, MA (US)

(Continued)

FOREIGN PATENT DOCUMENTS

(73) Assignee: **Sanford, L.P.**, Oak Brook, IL (US)

EM 001149843-0003 * 6/2009

(**) Term: **14 Years**

OTHER PUBLICATIONS

(21) Appl. No.: **29/330,180**

Photograph of Livescribe pen and charger, understood to be on sale before Dec. 30, 2007.

(22) Filed: **Dec. 30, 2008**

(Continued)

(51) **LOC (9) Cl.** **19-06**

(52) **U.S. Cl.** **D19/53**

(58) **Field of Classification Search** D8/90;
D19/35, 36, 41-51, 53-57; 15/105.51, 424-434;
401/19, 49, 52, 86, 88

Primary Examiner—Elizabeth A Albert

(74) *Attorney, Agent, or Firm*—Marshall, Gerstein & Borun LLP

See application file for complete search history.

(57) **CLAIM**

(56) **References Cited**

The ornamental design for a eraser, as shown and described.

U.S. PATENT DOCUMENTS

DESCRIPTION

D59,731 S *	11/1921	Fischer	D19/46
D107,813 S *	1/1938	Weissenborn	D19/46
D109,238 S *	4/1938	Welling	D10/2
2,135,845 A *	11/1938	Reusch	401/31
2,554,734 A *	5/1951	Gehm	15/104.93
2,874,464 A *	2/1959	Petersen	30/229
5,221,153 A *	6/1993	Spatz	401/98
D393,657 S *	4/1998	Bennett	D19/72
D420,049 S *	2/2000	Robillard	D19/72
D431,599 S *	10/2000	Izushima	D19/47
6,232,962 B1	5/2001	Davis et al.	345/177
D463,498 S *	9/2002	Breche	D19/72
6,529,920 B1	3/2003	Arons et al.	715/268
6,729,543 B1	5/2004	Arons et al.	235/462.13
6,966,495 B2	11/2005	Lynggaard	235/472.01
7,109,979 B2	9/2006	Moyne et al.	345/179
7,143,134 B2	11/2006	Petrie et al.	709/204

FIG. 1 is a perspective view showing our new design for eraser;

FIG. 2 is a front view of the eraser of FIG. 1; the rear view being a mirror image thereof;

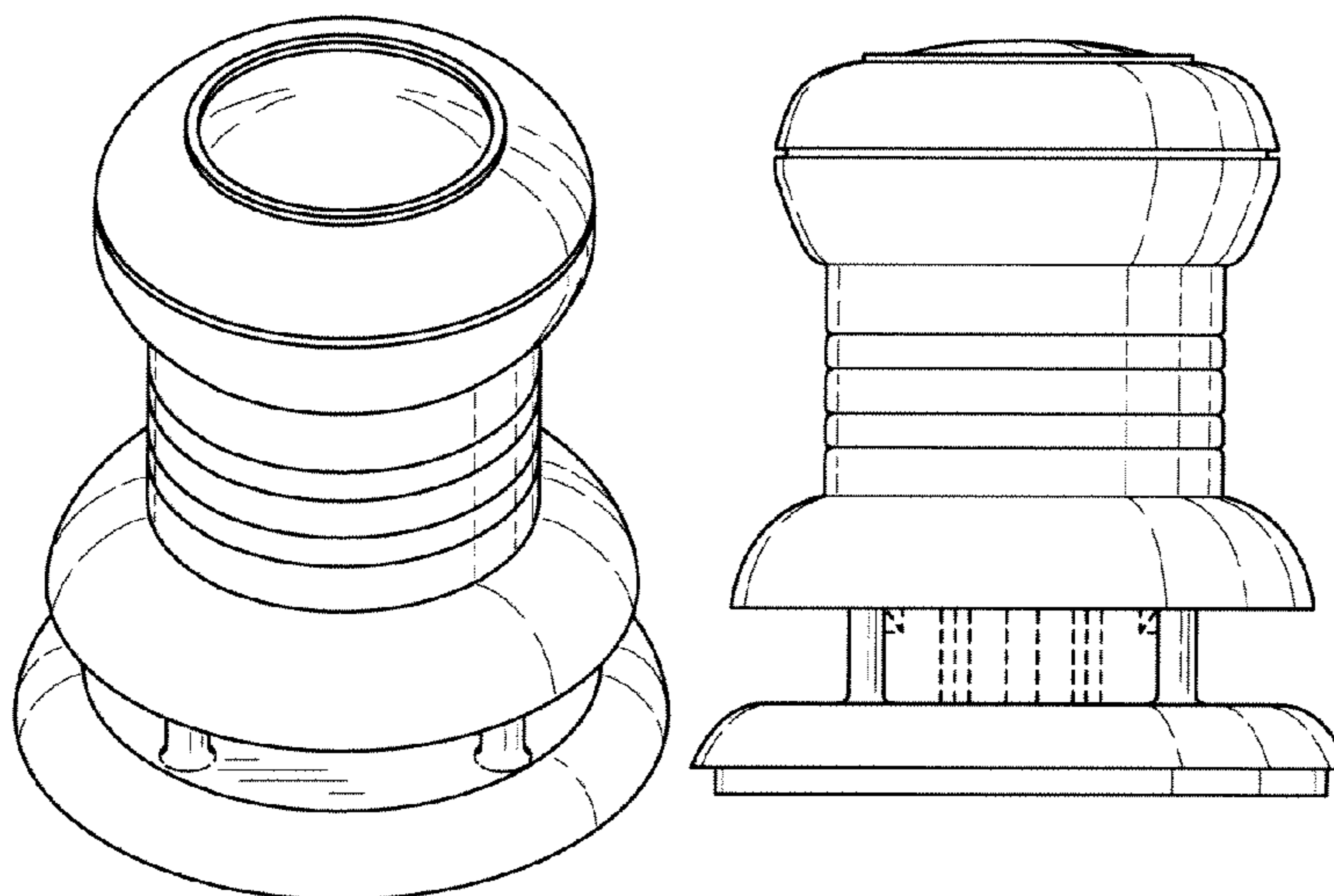
FIG. 3 is a side view of the eraser of FIG. 1; the opposite side view being a mirror image thereof;

FIG. 4 is a top plan view of the eraser of FIG. 1; and,

FIG. 5 is a bottom plan view of the eraser of FIG. 1.

The dashed lines represent environmental matter and form no part of the claimed design.

1 Claim, 1 Drawing Sheet



US D610,618 S

Page 2

U.S. PATENT DOCUMENTS

7,249,716 B2 7/2007 Bryborn 235/494
2006/0220617 A1 10/2006 Yuen 320/137

OTHER PUBLICATIONS

Photograph of Livescribe pen and charger, understood to be on sale before Dec. 30, 2007.

Photograph of Livescribe charger, understood to be on sale before Dec. 30, 2007.

Photograph of Livescribe pen and charger, understood to be on sale before Dec. 30, 2007.

Photograph of Livescribe charger, understood to be on sale before Dec. 30, 2007.

Photograph of Livescribe pen and charger, understood to be on sale before Dec. 30, 2007.

* cited by examiner

FIG. 1

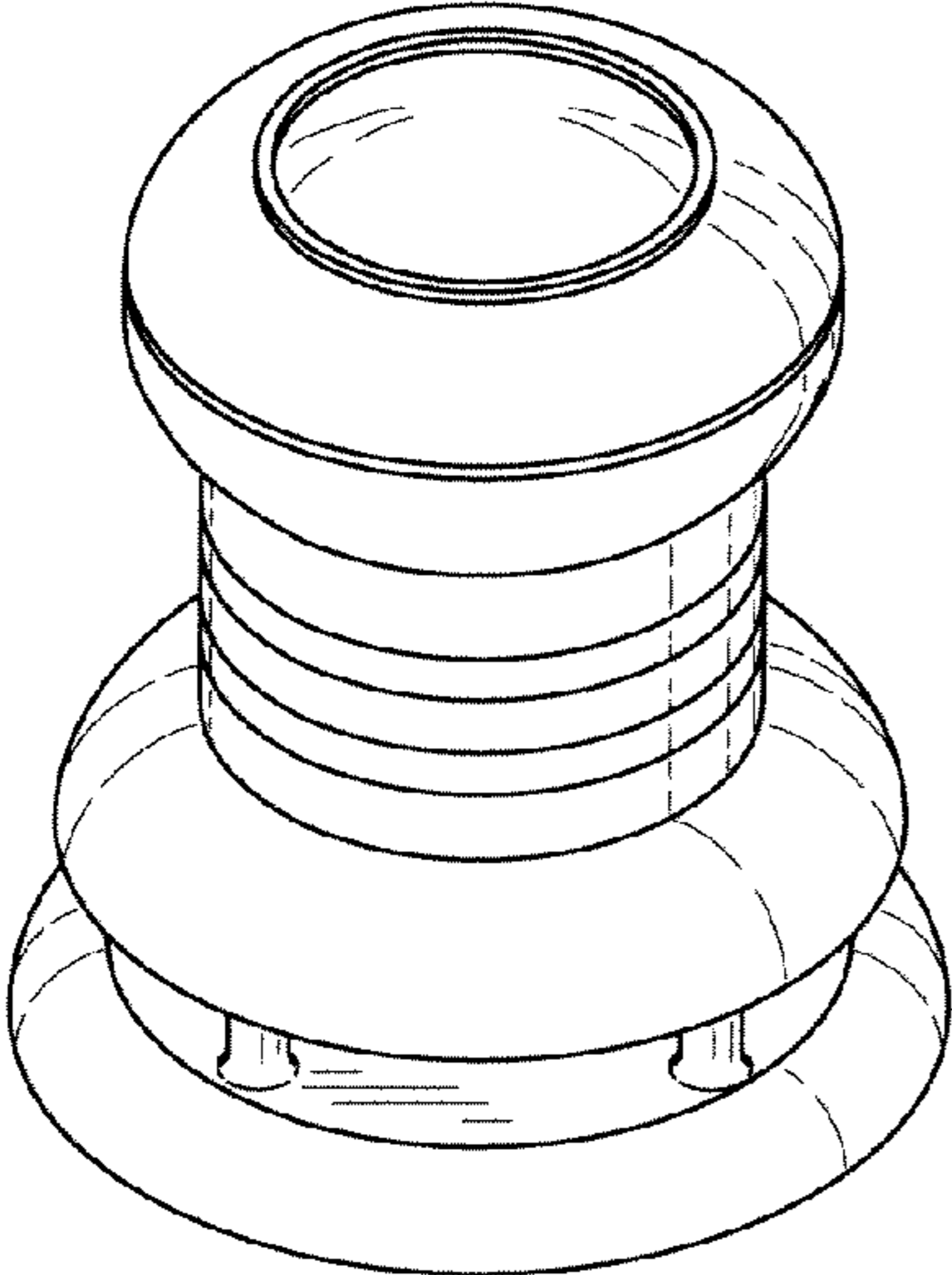


FIG. 4

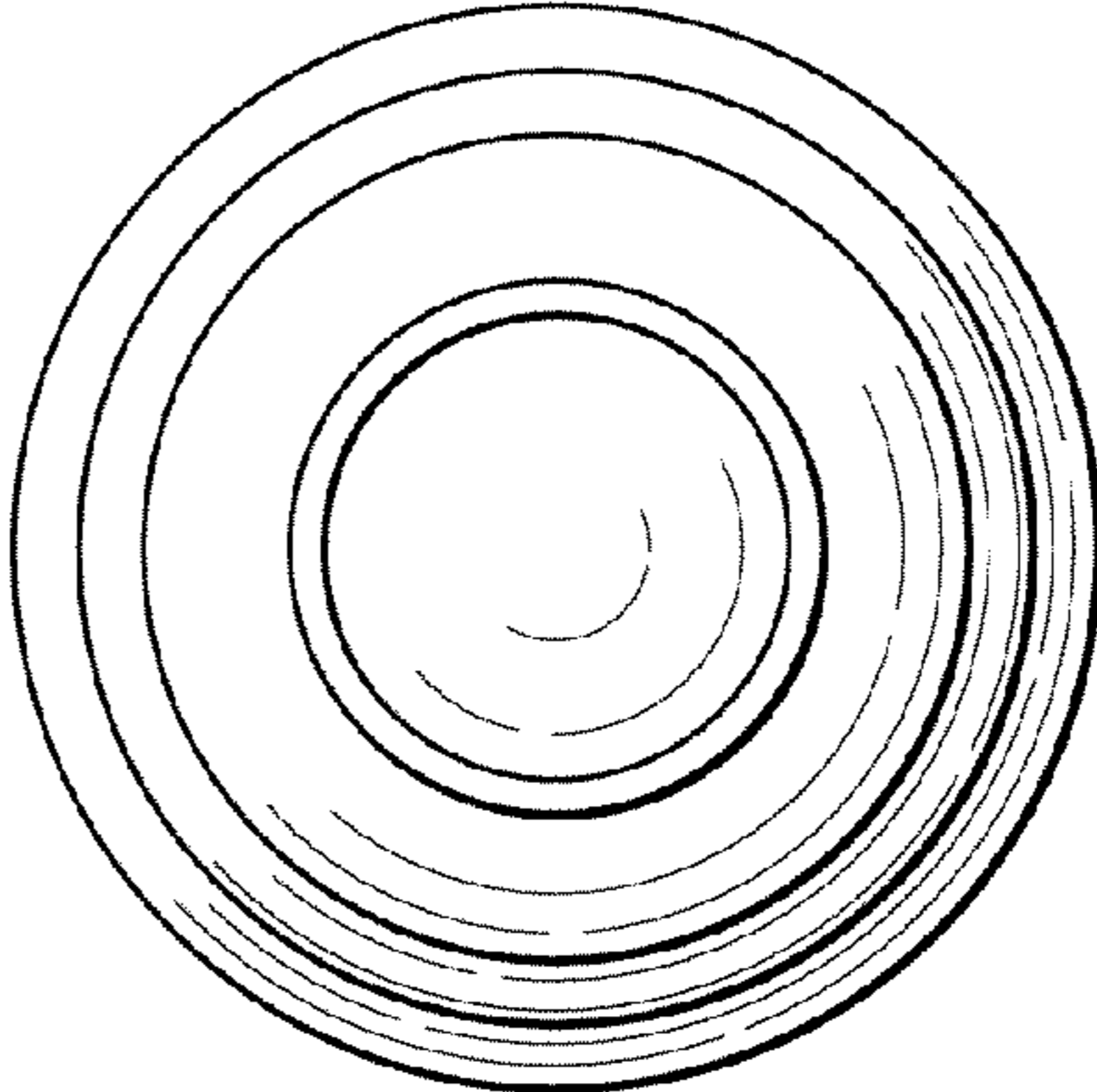


FIG. 2

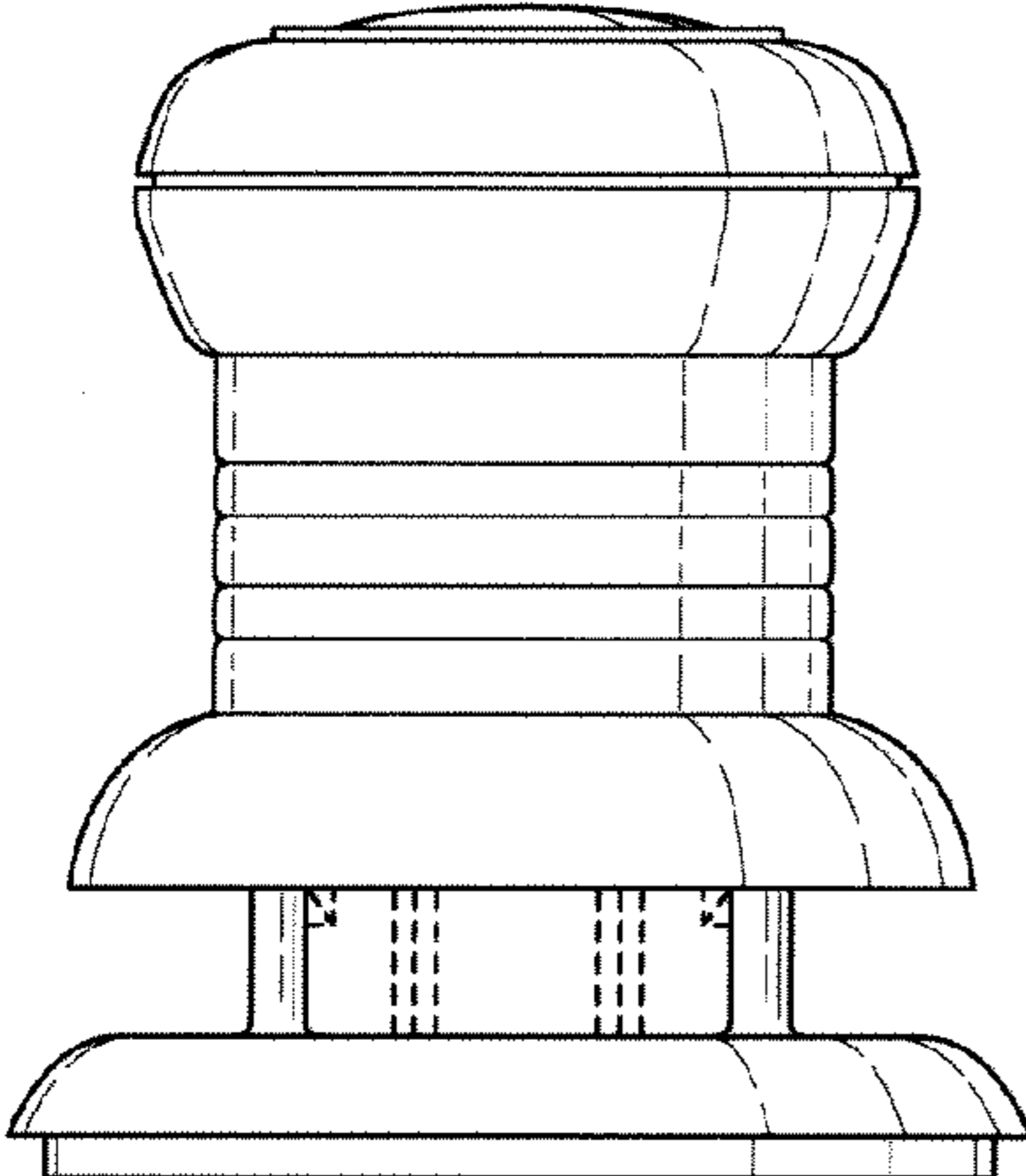


FIG. 3

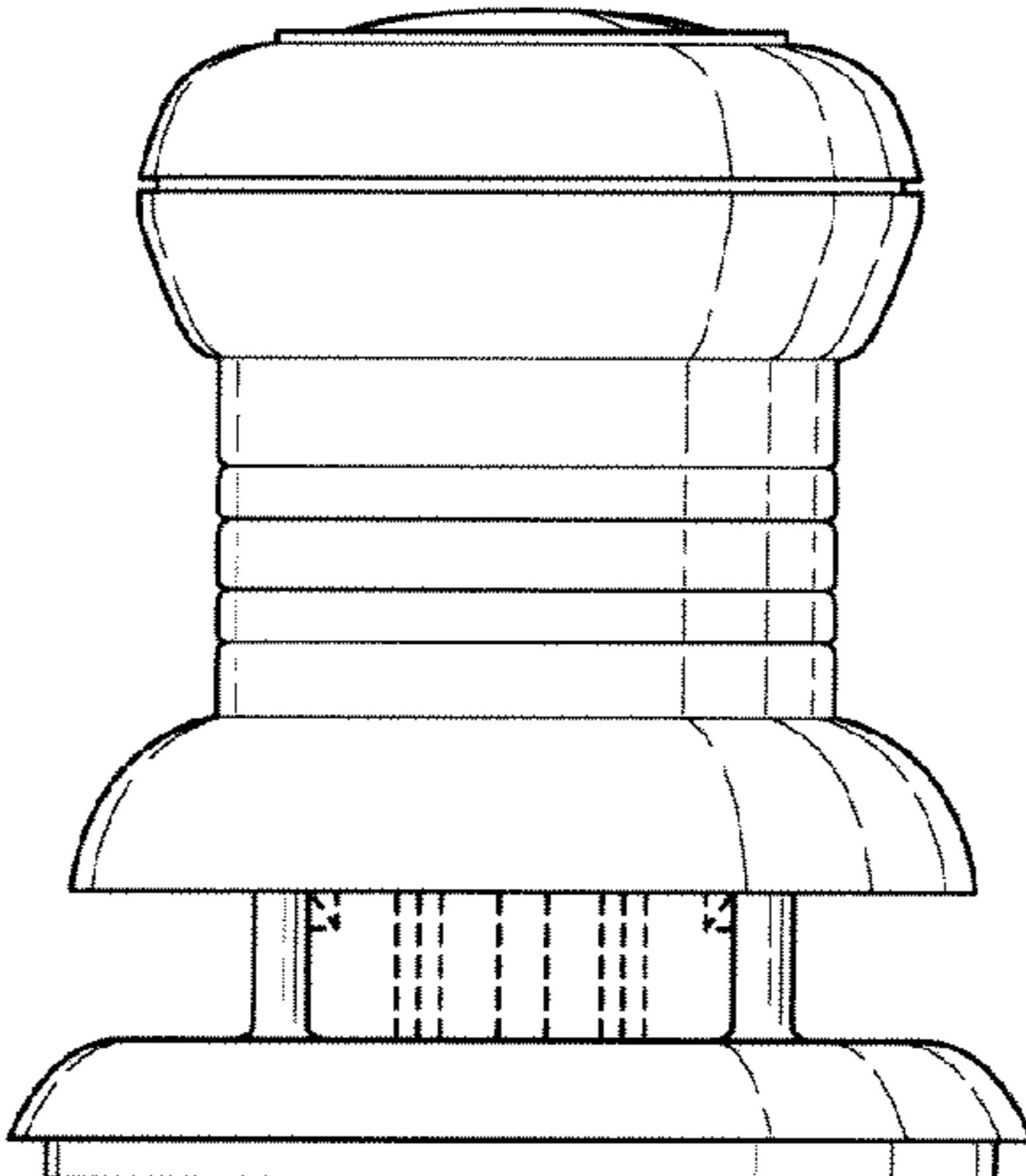


FIG. 5

