



US00D610612S

(12) **United States Design Patent**
Rhee

(10) **Patent No.:** **US D610,612 S**

(45) **Date of Patent:** **** Feb. 23, 2010**

(54) **NOTEBOOK WITH DUAL NOTEPADS**

(76) **Inventor:** **Jung Rhee**, 533 Cambridge St., Apt.
#314, Allston, MA (US) 02134

(**) **Term:** **14 Years**

(21) **Appl. No.:** **29/315,799**

(22) **Filed:** **Jul. 27, 2009**

(51) **LOC (9) Cl.** **19-04**

(52) **U.S. Cl.** **D19/26**

(58) **Field of Classification Search** D6/626,
D6/632, 407; D3/303, 301; D19/27, 26,
D19/90, 30, 31; D9/423; 402/73; 281/37,
281/31, 4, 29, 2

See application file for complete search history.

(56) **References Cited**

U.S. PATENT DOCUMENTS

489,970	A *	1/1893	Mason	281/34
3,215,450	A *	11/1965	Peterson et al.	281/29
3,228,709	A *	1/1966	Tooker	281/29
3,318,618	A *	5/1967	Mullen et al.	281/29
3,971,572	A *	7/1976	Fenkel	281/46
4,147,380	A *	4/1979	Nelson	281/29
D302,699	S *	8/1989	Popat et al.	D19/26
D312,275	S *	11/1990	Wyant	D19/26
D328,470	S *	8/1992	Costello et al.	D19/26
D329,872	S *	9/1992	Carlson et al.	D19/26
D341,373	S *	11/1993	Stern	D19/26
D364,421	S *	11/1995	Harris	D19/26
D365,362	S *	12/1995	Warren	D19/26
D374,037	S *	9/1996	Wyant et al.	D19/26

D376,176	S *	12/1996	Buraczynski	D19/26
D400,578	S *	11/1998	Takemura	D19/26
D413,922	S *	9/1999	Thomas	D19/26
6,039,494	A *	3/2000	Pearce	402/73
D426,262	S *	6/2000	Humphrey	D19/26
D448,799	S *	10/2001	Moor	D19/26
D451,133	S *	11/2001	Moor	D19/26
D495,360	S *	8/2004	Keagy	D19/26
D510,596	S *	10/2005	Ong	D19/26
D523,078	S *	6/2006	Ong	D19/26
D523,473	S *	6/2006	Regala	D19/26
D564,020	S *	3/2008	Brown	D19/26

* cited by examiner

Primary Examiner—Cathron C Brooks

Assistant Examiner—Austin Murphy

(74) *Attorney, Agent, or Firm*—Lambert & Associates; Adam J. Bruno; Gary E. Lambert

(57) **CLAIM**

I claim the ornamental design for the notebook with dual notepads, as shown and described.

DESCRIPTION

FIG. 1 is a top right perspective view of the notebook with dual notepads showing my new design;

FIG. 2 is a top plan view thereof;

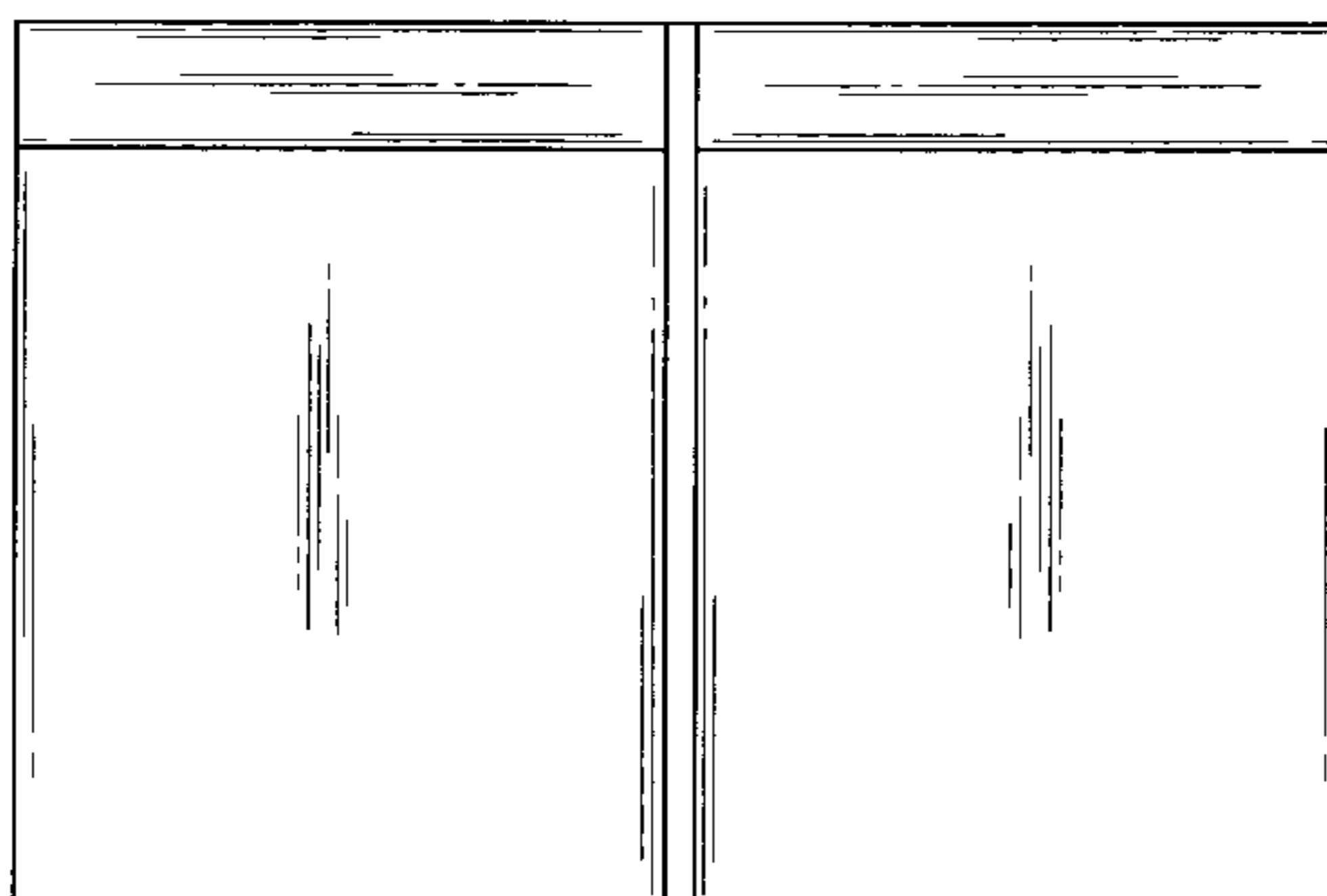

FIG. 3 is a bottom view thereof;

FIG. 4 is a rear view thereof;

FIG. 5 is front view thereof; and,

FIG. 6 is a side view thereof.

1 Claim, 3 Drawing Sheets






FIG. 1

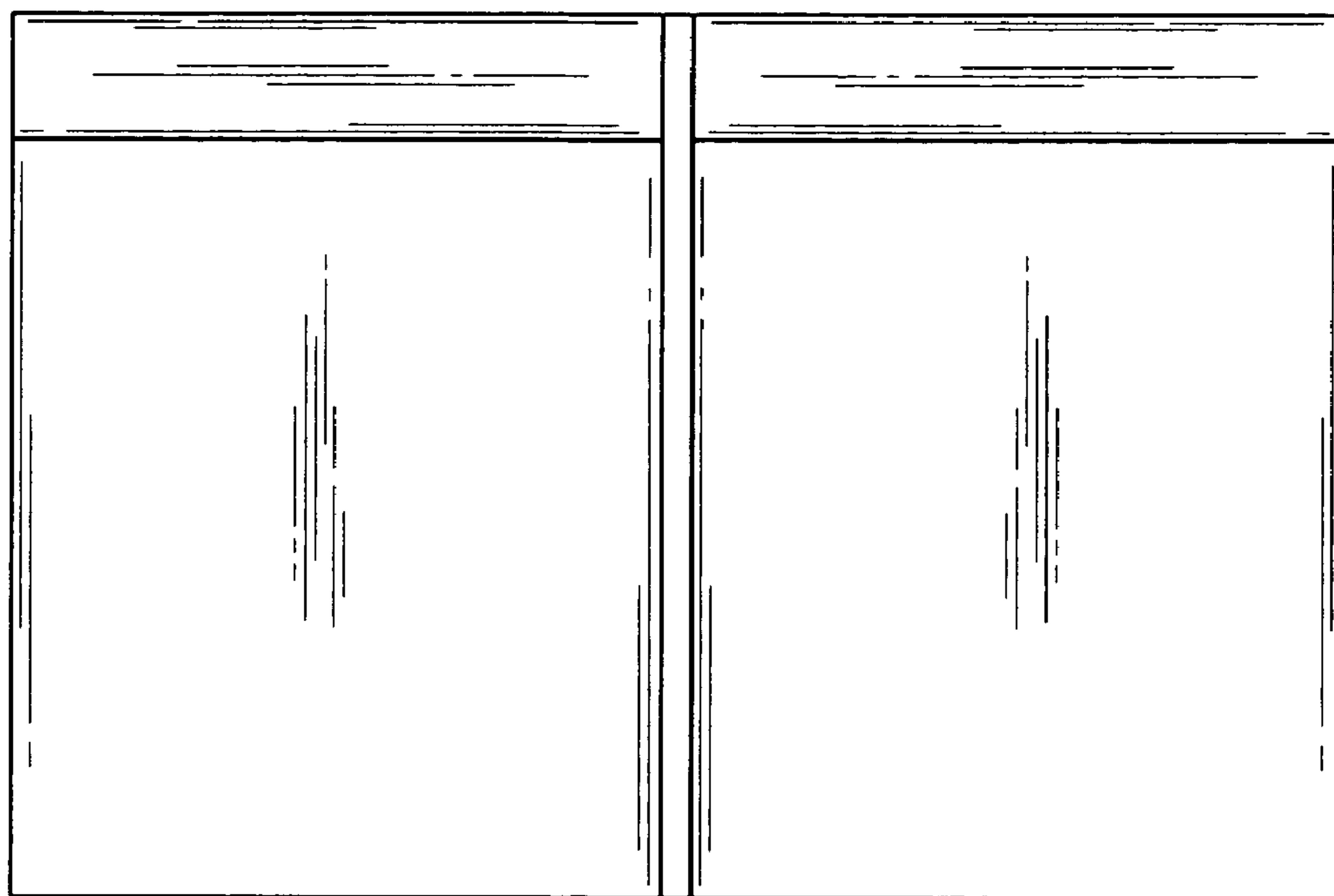


FIG. 2




FIG. 3



FIG. 4



FIG. 5



FIG. 6